



Land Rover
101 Forward Control
1 Tonne 4x4 Parts Catalogue

Part No 608294B

November 1976



**IF YOU PAYED FOR THIS FILE,
YOU HAVE BEEN RIPPED OFF.**

**IF YOU PAYED FOR THIS FILE,
YOU HAVE BEEN RIPPED OFF.**



Land Rover 101 Forward Control 1 Tonne 4x4 Parts Catalogue

Part No 608294B

November 1976

British Leyland UK Limited
Jaguar & Rover Triumph Parts & Accessories
P.O. Box 150 Finchamstead Highway
Coventry CV4 9DB

Telephone: Coventry (0203) 75511
Telex: 311322
Cables: Stanpart Coventry

Whilst every effort is made to ensure the accuracy of the particulars contained in this Manual the Manufacturing Companies will not, in any circumstances, be held liable for any inaccuracies or the consequences thereof.

© Parts and Accessories Jaguar and Rover Triumph 1976

All rights reserved. No part of this publication may be reproduced, stored in a retrieval system or transmitted, in any form, electronic, mechanical, photocopying, recording or other means without prior written permission of Parts and Accessories Jaguar and Rover Triumph.

UNIPART

Unipart parts and accessories are tested and approved by British Leyland
For full details of the Unipart range refer to the Unipart catalogue

IMPORTANT

JAGUAR AND ROVER TRIUMPH PARTS SERVICE AND PARTS DIVISION LEYLAND CARS

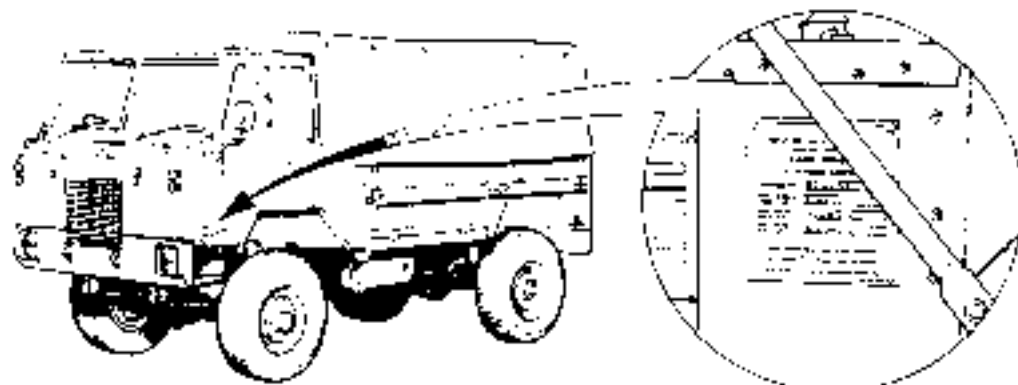
Replacement parts that are not of genuine Leyland Cars manufacture cannot be relied upon to be of Leyland Cars specification, material and workmanship and therefore Leyland Cars cannot extend their Warranty to vehicles which have been fitted with parts not of their manufacture.

Leyland Cars reserve the right to make changes or improvements in the construction or equipment of their products at any time.






In order to ensure prompt and correct execution of your orders it is essential to quote:

1. The relative unit number together with prefixes, suffixes and specification reference where applicable, i.e. Chassis, Commission, Engine, Gearbox, Axle numbers, etc
2. The part number and description (prefix and suffix letters to part numbers must always be quoted).
3. Always state the colour of carpets, painted items, trim items
4. The quantity required bearing in mind that the quantities shown are those used in the application actually illustrated. Sometimes only minimum packaged quantities are available. These packs may well contain more parts than are required for a single job, for details of packaged quantities see the Parts List
6. The listing or illustrating of an item does not guarantee its availability

VEHICLE AND UNIT SERIAL COMMENCING NUMBERS
 VOGNS OG AGGREGATS SERIENUMMER BEGYNDENDE MED NUMMER
 AANVANGS-SERIENUMMERS VAN CHASSIS EN ONDERDELEN
 AUTON JA LAITTEEN ENSIMMAISET SARJANUMEROT
 SERIE VEHICULE ET ORGANE NUMEROS DE DEBUT
 SERIENANFANGSNUMMERN DER FAHRZEUGE UND EINHEITEN
 NUMERI D'INIZIO SERIE VETTURE E GRUPPI
 NUMEROS PRINCIPIANTES DE VEICULOS E DE UNIDADES
 NUMEROS INICIALES DE SERIE DE VEHICULO Y DE UNIDAD
 BORJAN AV VAGNENS OCH ENHETENS SERIENUMMER

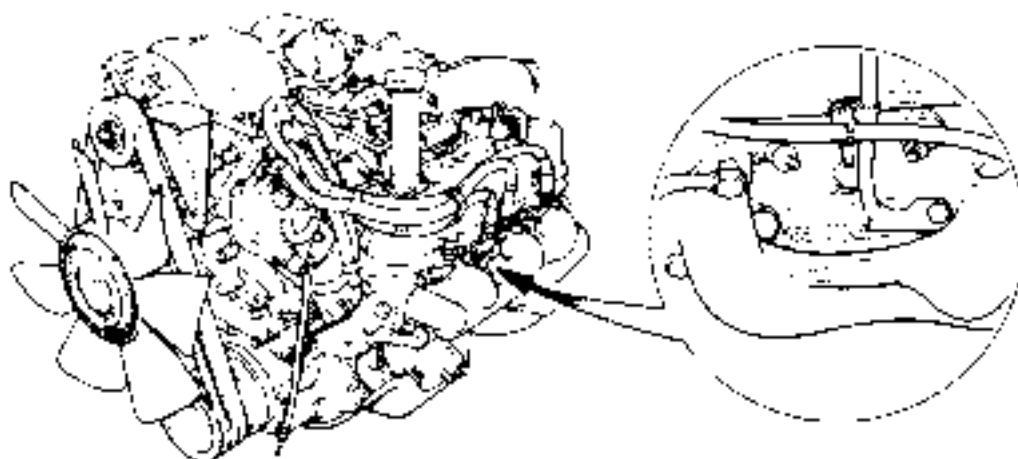


12 volt vehicles

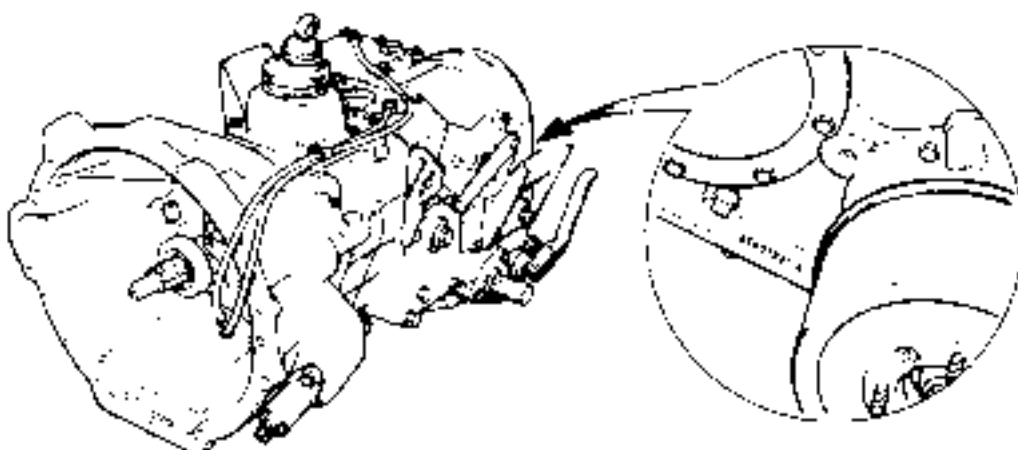
-  95600001A
-  95700001A
- C.K.D.  95800001A
-  95900001A
- C.K.D.  96000001A

24 volt vehicles

-  9610K001A
-  9620K001A
- C.K.D.  9630K001A
-  9640K001A
- C.K.D.  9650K001A

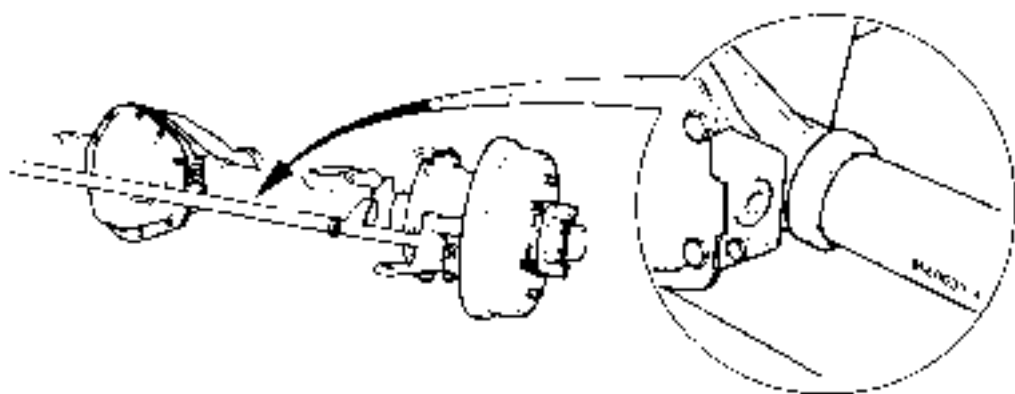


- 95600001A 12 volt
- 96100001A 24 volt



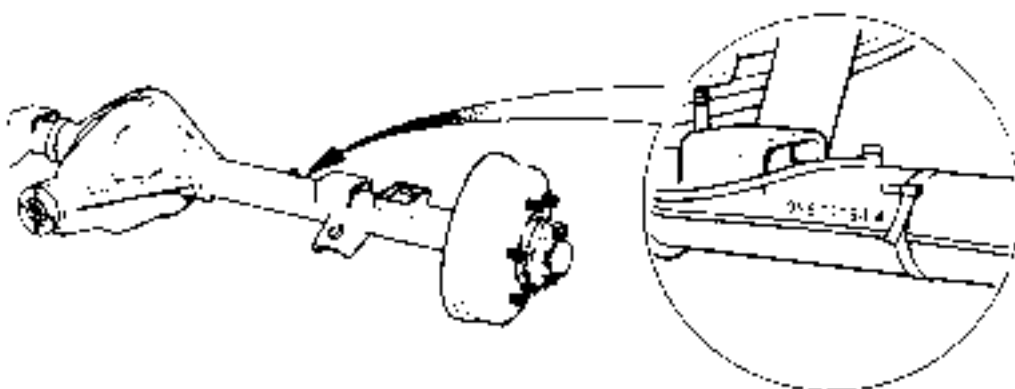
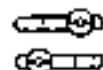
95600001A

VEHICLE AND UNIT SERIAL COMMENCING NUMBERS
 VOGNS OG AGGREGATS SERIENUMMER BEGYNDENDE MED NUMMER
 AANVANGS-SERIENUMMERS VAN CHASSIS EN ONDERDELEN
 AUTON JA LAITTEEN ENSIMMAISET SARJANUMEROT
 SERIE VEHICULE ET ORGANE NUMEROS DE DEBUT
 SERIENANFANGSNUMMERN DER FAHRZEUGE UND EINHEITEN
 NUMERI D'INIZIO SERIE VETTURE E GRUPPI
 NUMEROS PRINCIPIANTES DE VEICULOS E DE UNIDADES
 NUMEROS INICIALES DE SERIE DE VEHICULO Y DE UNIDAD
 BORJAN AV VAGNENS OCH ENHETENS SERIENUMMER



9560001A

9580001A



9560001A

ALPHABETICAL INDEX

Description	Page	Description	Page
A			
Accelerator cable	30 39	Capstan winch	33 29
Accelerator lever and linkage	30 39	Carburetor	31 77
Accelerator pedal	30 39	Chassis frame	32 45
Adjusting link, a ternator	30 35	Clutch	30 45
Air cleaner	31 75	Clutch master cylinder	30 49
Air inlet duct	31 75	Clutch pedal	30 49
Alternator, 12 volt	32 05	Clutch release mechanism	30 47
Alternator, 24 volt	32 07	Clutch slave cylinder	30 47
Ammeter	32 37	Connecting rod	30 11
Anti-roll bar	31 31	Contact set, 12 volt	32 13
Apportioning valve	31 49	Contact set, 24 volt	32 15
Axle assembly, front	31 13	Convoy lamp	32 19
Axle assembly, rear	31 15	Coupling, fan drive	30 33
Axle shaft, front	31 19	Coupling flange, rear drive	30 77
Axle shaft, rear	31 23	Crankshaft	30 09
B			
Ballast resistor	32 31	Crownwheel and pinion, axle	31 17
Battery, 12 volt	32 33	Cushion, front seat	33 09
Battery, 24 volt	32 37	Cylinder block	30 05
Battery carrier	32 49	Cylinder head	30 27
Ball joint assembly	31 31	D	
	31 39	Demister tube	33 15
	31 43	Differential axle	31 17
Bell housing	30 53	Differential case	31 17
Belt, alternator	32 07	Differential, transfer gearbox	30 75
Belt, fan and water pump 24 volt alternator	30 33	Dipstick, oil level, gearbox	30 57
Blower unit, heater	33 13	Distributor 12 volt	32 13
Bracket, alternator mounting	30 35	Distributor 24 volt	32 15
	30 37	Door, cab	32 57
Bracket, alternator support	30 35	Door, rear locker	32 73
	30 37	Door, spare wheel access	32 51
Bracket, gear lever mounting	30 38	Drag link	31 43
Brake drum, front	31 53	Driving belt, 24 volt alternator	32 07
Brake drum, rear	31 55	Driving belt, fan and water pump	30 33
Brake drum, transmission	31 61	Drop arm	31 39
Brake, foot, front	31 53	E	
Brake, foot, rear	31 55	Engine	30 05
Brake master cylinder	31 47	Engine cover assembly	32 55
Brake pedal	31 45	Engine mounting rubbers	30 05
Brake servo unit	31 45		30 63
Brake shoe, front	31 53	Exhaust manifold	30 25
Brake shoe, rear	31 55	Exhaust down pipes	31 69
Brake, transmission	31 61	Exhaust silencer	31 71
Breather filter	31 75	Exhaust tail pipe	31 71
Bumperette	32 45	Exhaust valve	30 27
By pass hose	30 23	F	
C			
Cab	32 47	Fan	30 33
Cable, accelerator	30 39	Fan cowl	31 65
Cable, handbrake	31 57	Filler cap, fuel tank	31 81
Camshaft	30 19	Filler cap, oil, main gearbox	30 57
		Filler cap, radiator	31 65
		Filter, blower intake	33 13

ALPHABETICAL INDEX

Description	Page	Description	Page
Filter, carburettor	31 79	Heater duct	33 19
Filter, fuel	31 79	Heater water pipes	33 17
Filter, oil engine	30 15	Hood and hoodsticks	33 05
Filter, oil gearbox	30 57	Horn	32 31
Fire extinguisher	32 61	Hose, breather	31 75
Flame trap	31 75	Hose, heater	33 17
Flasher lamps	32 15	Hose, radiator	31 65
Floor assy. rear, removable	32 73	Hose, vacuum	31 45
Fluid reservoir, brake	31 45	Housing, front output shaft	30 61
Fluid reservoir, clutch	30 49	Housing, rear mainshaft bearing	30 59
Flywheel	30 45	Housing, speedometer drive	30 61
Front bumper	32 45	Housing, vacuum actuator	30 61
Front cover, engine	30 13	Hub, front	31 19
Front cover and oil pump, gearbox	30 55	Hub, rear	31 23
Front door	32 57		
Front hub assembly	31 19		
Front output shaft	30 73	I	
Front seats	33 09	Idler pulley, alternator	32 07
Fuel filter	31 79	Ignition coil	32 31
Fuel gauge	32 21		32 35
Fuel gauge unit	31 81	Indicator and hazard unit	32 25
Fuel pump	31 81	Inlet manifold	30 21
Fuel tank	31 81	Inlet valve	30 27
Fume curtain	33 07	Inner tube, tyre	31 35
Fuse box	32 31	Instruments	32 21
		Interior mirror	32 59
G		J	
Gasket kit, decarbonising	30 05	Jerrican, stowage	32 31
Gasket kit, engine overhaul	30 05	Jockey pulley, fan drive	32 07
Gauge panel	32 21	Journal propeller shaft	31 05
Gauge unit, fuel tank	31 81	Jump hose, brake	31 49
Gearbox main and transfer casing	30 57		
Gearchange lever, main	30 83	L	
Gearchange lever, transfer	31 05	Lamps, 12 volt and 24 volt	32 13
Gear, distributor drive	30 19	Layshaft gear cluster	30 69
Gear, intermediate, high range	30 71	Lifting and towing equipment	33 25
Gear, intermediate, low range	30 71		
Gear, layshaft, gearbox	30 69	M	
Gear, mainshaft, gearbox	30 65	Main bearing	30 09
	30 67	Mainshaft, gearbox	30 67
Gear, output, high range	30 73	Master cylinder, brakes	31 47
Gear, reverse idler, gearbox	30 69	Master cylinder, clutch	30 49
Gear, speedometer drive	30 77	Mirror, external	32 57
Gear, transfer, gearbox	30 67	Mounting bracket, engine, rear	30 63
General electrical equipment, 12 volt	32 31	Mud flap	32 81
General electrical equipment, 24 volt	32 35		
Generator panel, 24 volt	32 37	N	
		Non-return valve, brake servo	30 21
H		Number plate lamp	32 19
Handbrake lever and linkage	31 57		
	31 59	O	
Hand throttle control	30 41	Oil cooler	31 67
Headlamp	32 15	Oil filter pipe	30 29
Heater	33 13		

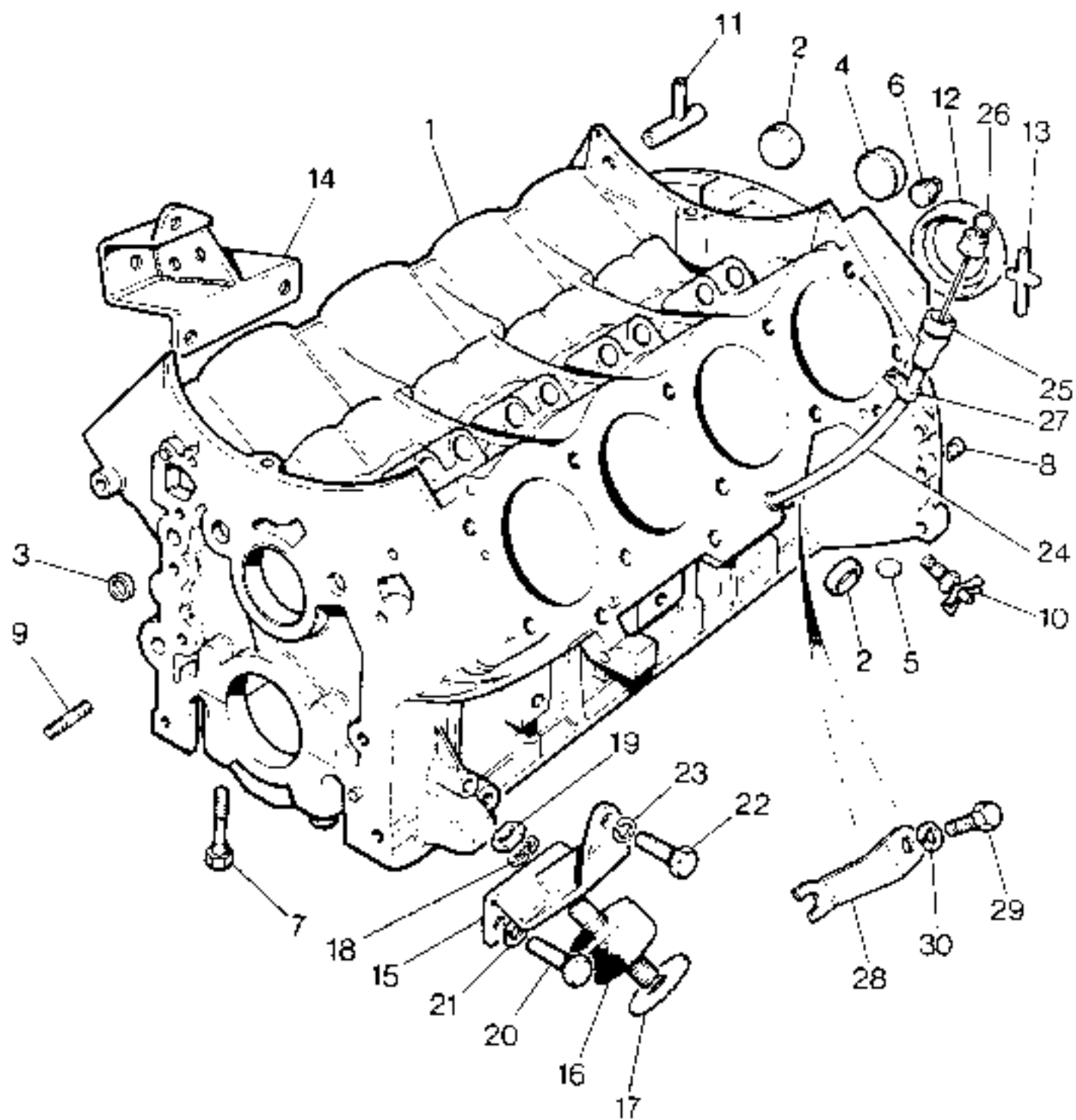
ALPHABETICAL INDEX

Description	Page	Description	Page
Cylinder	30 15	Shaft intermediate gear, gearbox	30 71
Oil level indicator, engine	30 05	Shaft, reverse idler gear	30 69
Oil pump cover	30 15	Shock absorber, front	31 29
Oil pump, gearbox	30 65	Shock absorber, rear	31 33
Oil temperature gauge	32 21	Shunt box	32 37
Outlet pipe, heater	30 21	Shuttle valve	31 49
P		Sidelamp	32 19
Petrol tank	31 81	Side screens	32 59
Pipe, fuel	31 79	Strainer, exhaust	31 71
Pipe, oil cooler	31 67	Slave swinder, clutch	30 47
Piston	30 11	Small arms clip	32 23
Piston ring	30 11	Socket, inspection lamp	32 23
Plug leads	32 13	Sparking plug, 12 volt	32 13
	32 15	Sparking plug, 24 volt	32 15
Primary pinion, gearbox	30 65	Speedometer	32 21
Propeller shaft, front	31 25	Speedo worm	30 77
Propeller shaft, rear	31 25	Starter dog	30 09
Pulley, alternator	30 35	Starter motor	32 11
	32 05	Steering column	31 39
	32 07	Steering damper	31 43
Pulley, belt tensioning	32 07	Steering relay and linkage	31 41
Pulley, crankshaft	30 09	Steering wheel	31 39
Pulley, fan and water pump	30 33	Stop/tail lamp	32 15
Pulley, winch cable	33 35	Stub axle, front	31 13
Pump, fuel	31 81	Sump	30 07
Push rod	30 17	Suspension rubber, engine, rear	30 63
R		Switch, cold start	32 31
Radiator	31 65	Switch, hazard warning	32 23
Radiator duct assembly	32 35	Switch, headlamp dip and horn	32 25
Rear body side lower assembly	32 79	Switch, heater	32 31
Rear heater distributor box	33 19	Switch, ignition/starter	32 21
Reflector, rear, rear	32 19	Switch, infra-red lighting	32 23
Relay, auxiliary	32 25	Switch, lamps, 6 way	32 21
Relay, infra-red switch	32 25	Switch, lock up clutch warning	30 73
Relay, starter 12 volt	32 31	Switch, oil pressure	30 15
Relay, starter 24 volt	32 35	Switch, panel lights	32 23
Relief valve, oil pressure	30 15	Switch, windscreen wiper/washer	32 21
Road spring, front	31 29	Swive housing assembly, winch	33 31
Road spring, rear	31 33	Squab, front seat	33 09
Road wheel	31 35	T	
Rocker cover	30 29	Tailboard assembly	30 77
Rocker shaft	30 17	Tank, fuel	31 81
Rotor arm, 12 volt	32 13	Tapet	30 17
Rotor arm, 24 volt	32 15	Thermostat	30 23
S		Timing chain	30 19
Seat belt	33 09	Timing cover	30 13
Seat slide	33 09	Timing pointer	30 13
Sediment bowl	31 79	Tool kit	33 34
Selector shafts and levers, main gearbox	30 79	Tool stowage	32 65
Selector shafts and levers, transfer gearbox	30 81	Towing pinde	33 23
Servo unit, brake	31 45	Track rod	31 43
		Transmission brake	31 61
		Tyre	31 35

ALPHABETICAL INDEX

Description	Page	Description	Page
U			
Universal joints and front hub	31 19		
Universal swivel, winch	33 31		
V			
Vacuum actuator	30 73		
Vacuum control valve	31 09		
Vacuum pipe, carburetter/distributor	31 17		
Vacuum unit	32 13		
Valve apportioning	31 49		
Valve exhaust	30 27		
Valve gear	30 17		
Valve, inlet	30 27		
Valve, shuttle	31 49		
Vibration damper	30 09		
Viscous unit	30 33		
Voltage regulator, instruments	32 21		
W			
Warning lights, diff, lock	30 73		
Warning light, brake	32 21		
Warning light, flasher	32 21		
Warning light, ignition	32 21		
Warning light, trailer flasher	32 21		
Warning light, winch	32 21		
Water pump	30 31		
Water temperature gauge	32 21		
Wheel cylinder, front	31 53		
Wheel cylinder, rear	31 55		
Wheel, road	31 35		
Winch cable	33 29		
Winch control lever	31 05		
Winch drive unit	33 33		
Winch pulley	33 35		
Winch unit	33 33		
Windscreen	32 59		
Windscreen washer	32 29		
Windscreen wiper blade	32 27		
Windscreen wiper motor	32 27		

ENGINE—Cylinder Block

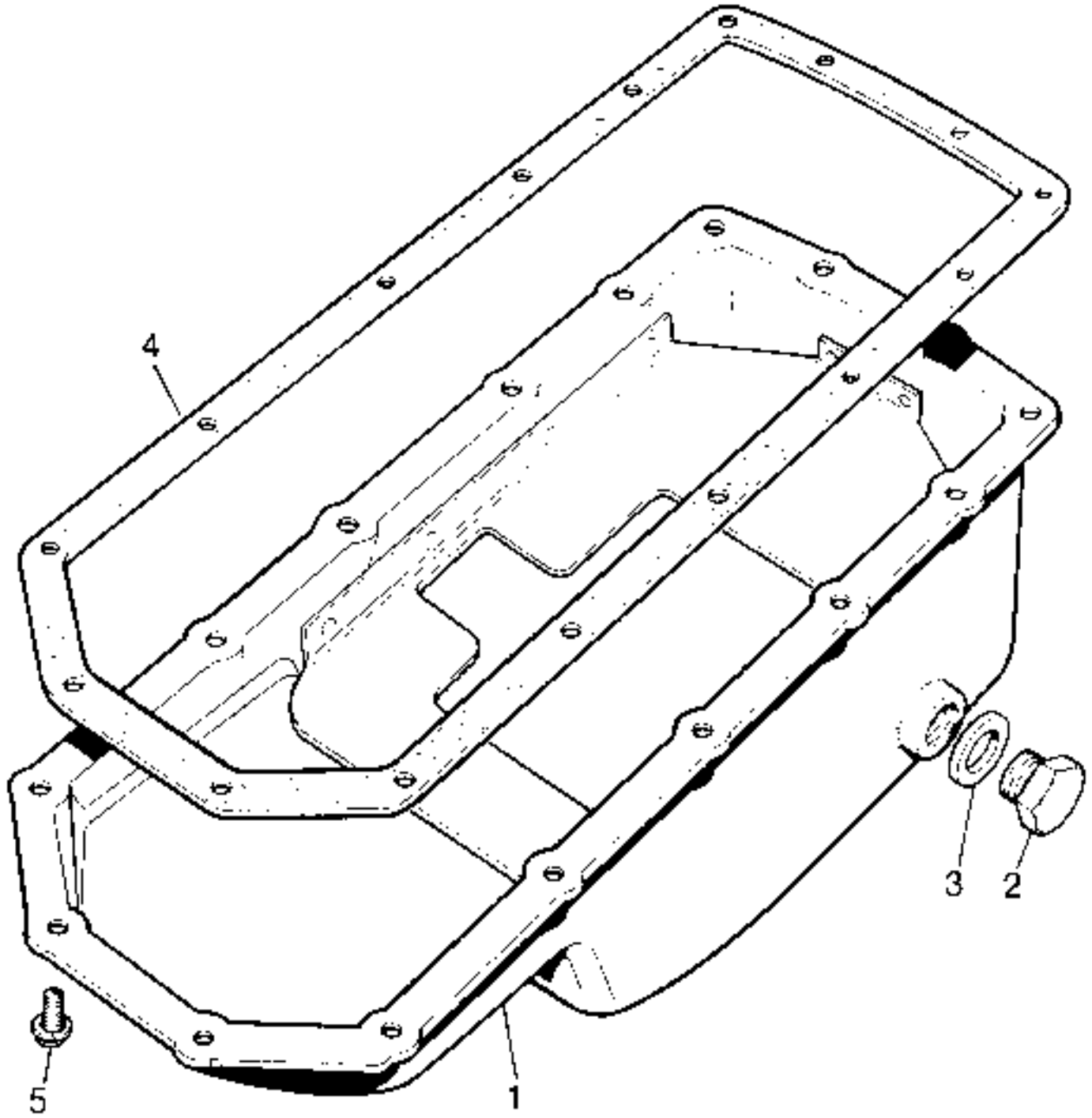


ENGINE- Cylinder Block

Plate								
Ref.	1	2	3	4	DESCRIPTION	Qty	Part No	REMARKS
					ENGINE AND CLUTCH ASSEMBLY, 8.5 : 1 compression ratio	1	607430*	12 volt
					ENGINE AND CLUTCH ASSEMBLY, 8.5 : 1 compression ratio	1	608037*	24 volt
1					CYLINDER BLOCK ASSEMBLY	1	613991*	
2					Cup plug, 1.5" dia	8	602152	
3					Cup plug, 0.609" dia	4	602147	
4					Cup plug, 1.812" dia	1	602146	
5					Disc plug	2	612898	
6					Threaded plug for tappet oil lines	2	602212	
7					Special bolt fixing main bearing caps	10	602130	
8					Dowel, locating flywheel housing	2	602141	
9					Stud (3/8" UNC/UNF)	1	252513	
10					Drain tap	2	602915	
11					Inlet pipe for crankcase breather	1	603143	
12					Oil seal for crankshaft rear	1	611409	
13					Packing for oil seal	2	611089	
14					Engine mounting plate, RH	1	572121	
15					Engine mounting plate, LH	1	572122	
16					Mounting rubber front	2	566222	
17					Packing plate for mounting rubber	4	2251	
18					Spring washer } Fixing mounting rubber	4	WM600061	
19					Nut (3/8" UNF) } to plate and chassis	4	254812	
20					Bolt (1/8" UNC x 1/8" long) } Fixing engine	4	253067	
21					Spring washer } mounting plate	4	WM600071	
22					Bolt (7/16" UNC x 1/2" long) } to cylinder block	2	253027	
23					Spring washer }	2	WM600051	
24					TUBE ASSEMBLY FOR OIL LEVEL ROD	1	613792	
25					O-ring for tube	1	602545	
26					Oil level rod	1	90614577*	
27					Clip, oil level rod tube to rocker cover	1	614601	
28					Clamp bracket—oil level rod	1	614585*	
29					Set bolt (1/4" UNF x 3/8" long) }	1	255202	
					Engine overhaul gasket kit } fixing clip	1	608585*	
					Decarburising gasket kit }	1	GCG165	
30					Spring washer	1	WM600041	

* Asterisk indicates a new part which has not been used on any previous model.

ENGINE—Crankcase Sump



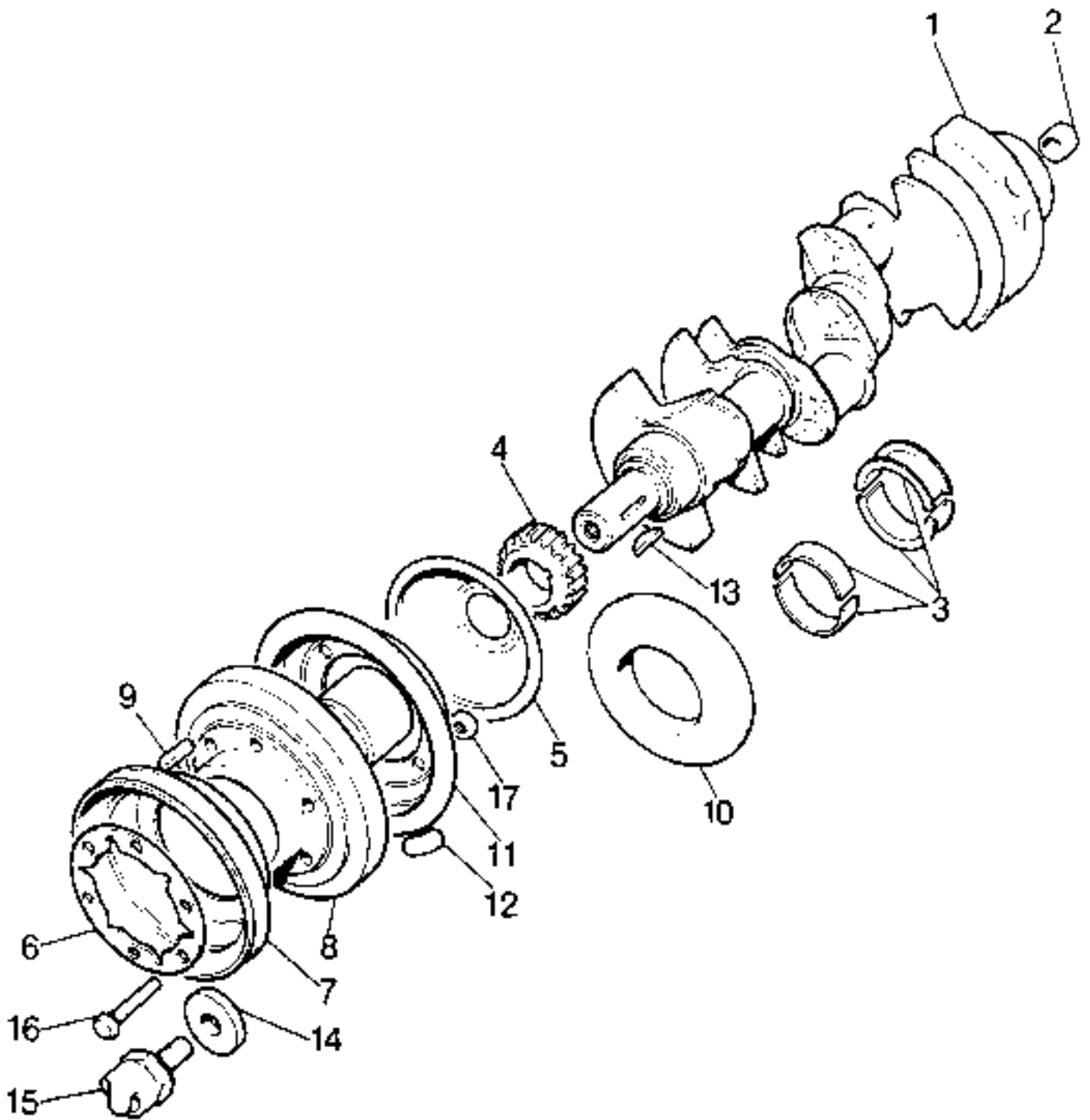
5R265

ENGINE--Crankcase Sump

Plate							
Ref	1	2	3	4	DESCRIPTION	Qty Part No	REMARKS
1					Crankcase sump	1 612980	
2					Drain plug	1 603659	
3					Joint washer for drain plug	1 231578	
4					Gasket, sump to cylinder block	1 GEG539	
5					Special bolt and spring washer fixing sump to cylinder block	16 602199	

* Astensk indicates a new part which has not been used on any previous model.

ENGINE—Crankshaft



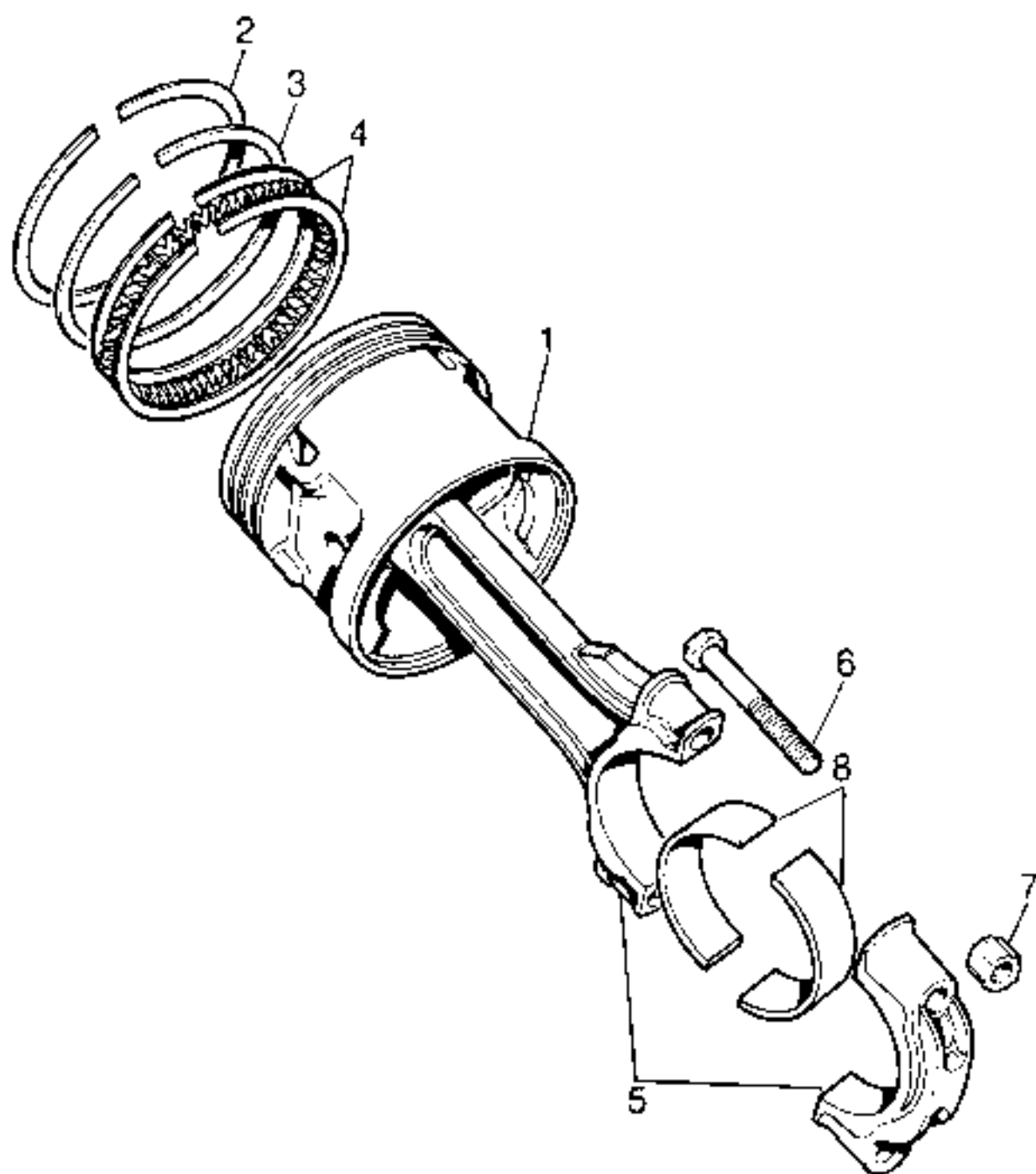
5RE88

ENGINE—Crankshaft

Plate								
Ref.	1	2	3	4	DESCRIPTION	Qty	Part No	REMARKS
†					CRANKSHAFT ASSEMBLY, STD	1	612990	
2					Bush for crankshaft	1	549911	
3					Main bearings, Std engine set	†	RTC1718	
					Main bearings, 0-020" U/S engine set	†	RTC1718020	
4					Chain wheel on crankshaft	†	90602372	
5					Oil thrower on crankshaft	1	602046	
6					Reinforcing plate	1	602587	
7					Pulley	1	611019	12 volt model
					Pulley	1	613105*	24 volt model
8					Vibration damper	1	613669*	
9					Spring dowel pins for vibration damper	1	603535	
10					Mud deflector	1	613671*	
11					Balancing rim	1	603301	
12					Balance weight, 0-519"	1	603523	} For rim
					Balance weight, 1-038"	1	603524	
					Balance weight, 1-557"	1	603525	
					Balance weight, 2-076"	1	603526	
13					Key	1	90602025	
14					Plain washer	†	602411	} Fixing vibration damper to crankshaft
15					Starter dog	1	610178	
16					Bolt (1/8" UNF) x 1 1/2"	3	255222	} 12 volt
17					Nut (1/8" UNF)	3	254831	
					Bolt (1/8" UNF) x 1 1/2"	6	256024	} 24 volt
					Nut (1/8" UNF)	6	254831	

* Asterisk indicates a new part which has not been used on any previous model

ENGINE—Connecting Rods and Pistons



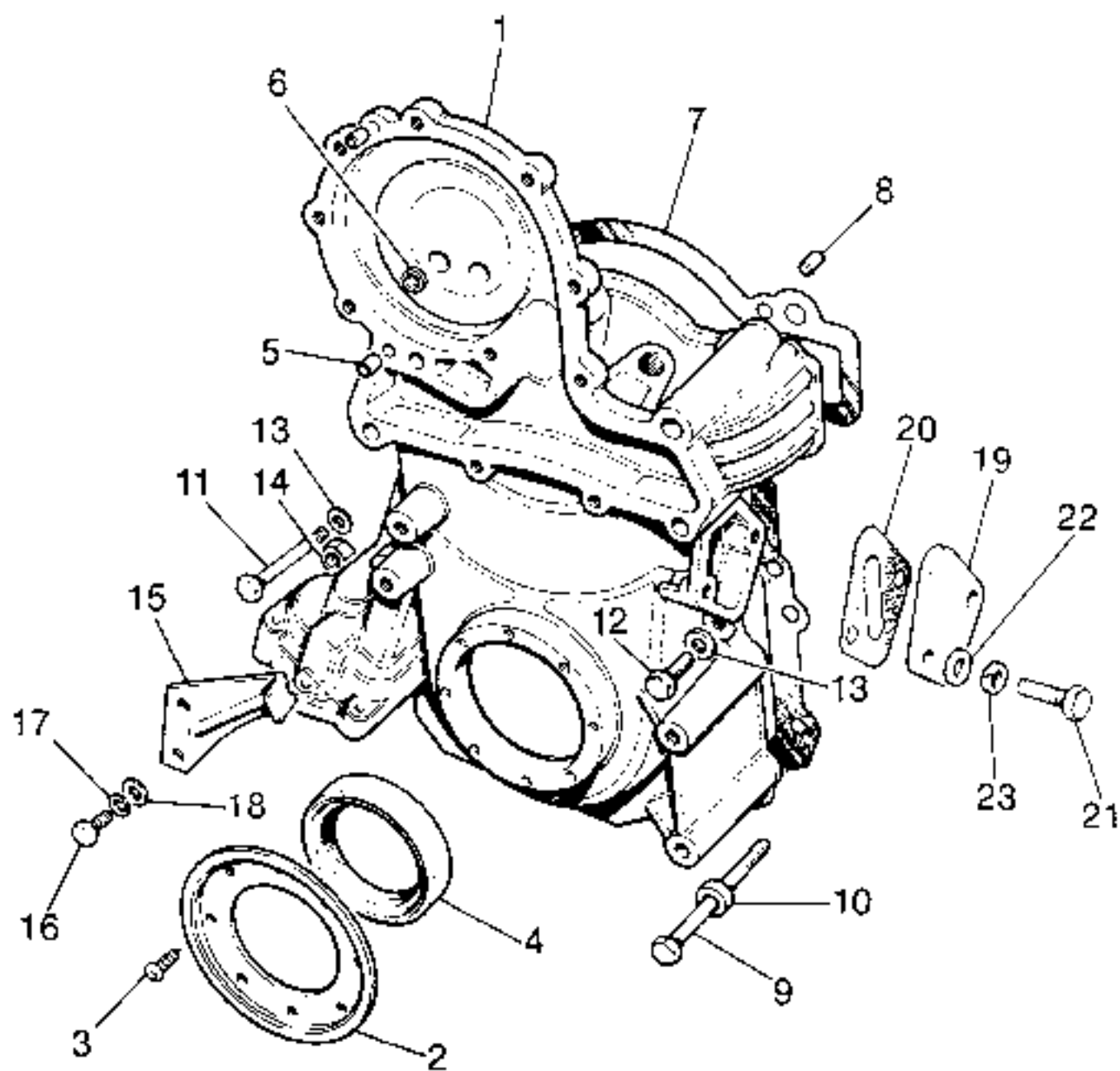
5RE93

ENGINE - Connecting Rods and Pistons

Plate								
Ref.	1	2	3	4	DESCRIPTION	Qty	Part No	REMARKS
1					PISTON ASSEMBLY, STD	8	606962	
					PISTON ASSEMBLY, 0.020" O/S	8	606964	
2					Piston ring, compression, upper, Std	8	610757	
					Piston ring, compression, upper, 0.020" O/S	8	611482	
3					Piston ring, compression, lower, Std.	8	90602056	
					Piston ring, compression, lower, 0.020" O/S	8	603454	
4					Piston ring, scraper, Std	8	614820	
					Piston ring, scraper, 0.020" O/S	8	614822	
5					CONNECTING ROD ASSEMBLY	8	602082	
6					Special nut	10	602609	
7					Self-locking nut	10	602061	
8					Connecting rod bearing, Std	1	9TC2117	} Engine sets
					Connecting rod bearing, 0.020" O/S	1	RTC2117020	

* Asterisk indicates a new part which has not been used on any previous model.

ENGINE--Front Cover

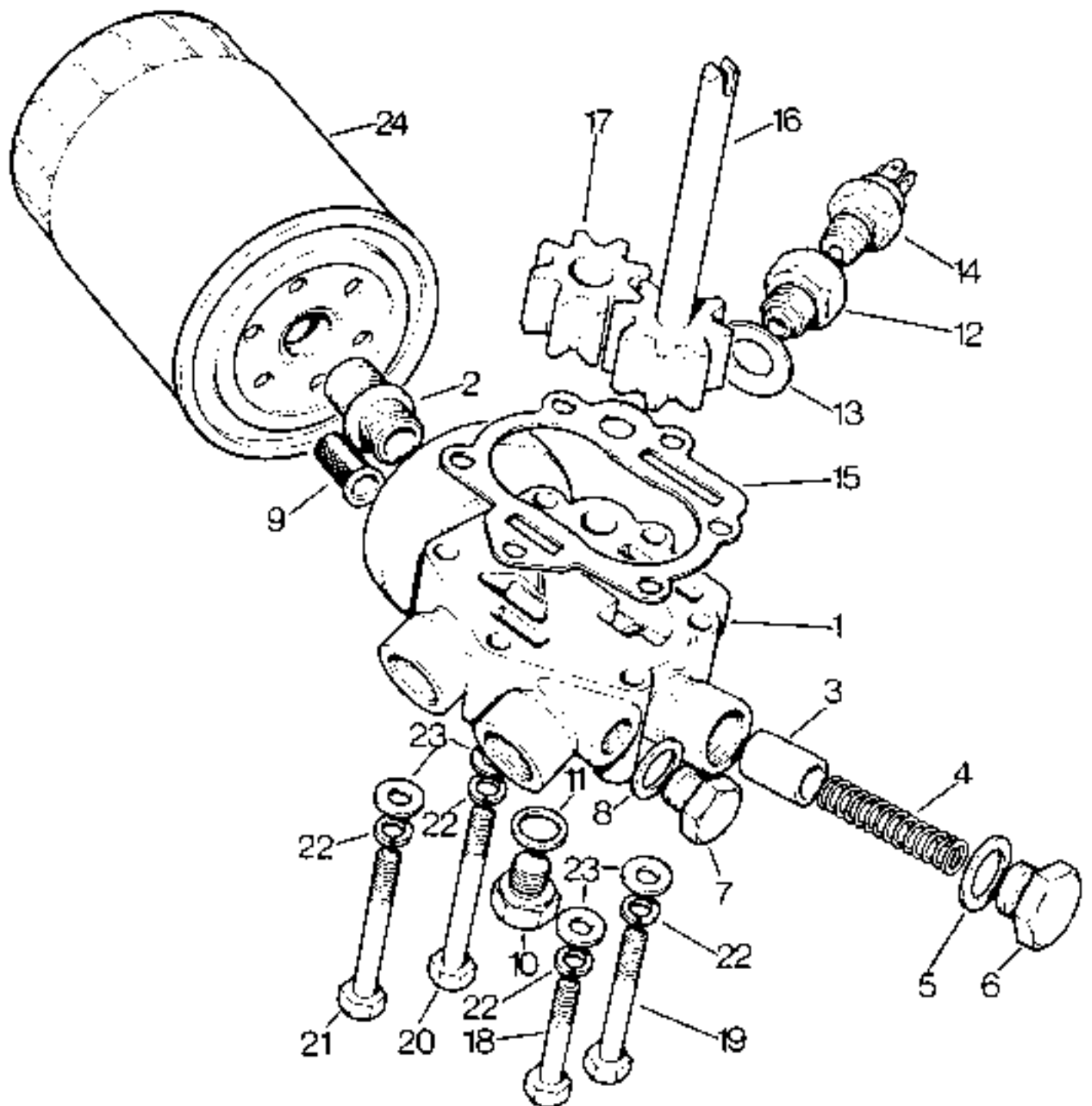


ENGINE—Front Cover

Plate								
Ref.	1	2	3	4	DESCRIPTION	Qty	Part No.	REMARKS
1					FRONT COVER ASSEMBLY	1	90613793	
2					Mud excluder	1	247766	
3					Drive screw fixing mud excluder	8	78782	
4					Oil seal for crankshaft	1	90516028	
5					Dowel	2	602201	
6					Cup plug	1	610088	
7					Gasket for front cover	1	603775	
8					Dowel	2	602202	
9					Bolt ($\frac{1}{8}$ " UNC x 3.82")	1	602388	} Fixing front cover to cylinder block
10					Plain washer	1	4873	
11					Bolt ($\frac{1}{8}$ " UNC x 3")	1	254030	
12					Bolt ($\frac{1}{8}$ " UNC x 1.12")	2	253029	
13					Plain washer	4	2820	
14					Nut ($\frac{1}{8}$ " UNF)	1	254831	
15					Timing pointer	1	612871	
16					Bolt ($\frac{1}{2}$ " UNC x $\frac{3}{8}$ ")	2	253206	} Fixing timing pointer to front cover
17					Spring washer	2	WM600041	
18					Plain washer	1	RTC609	
19					Blanking plate for fuel pump aperture	1	610030	
20					Gasket for blanking plate	1	607180	
21					Bolt ($\frac{3}{8}$ " UNC x $1\frac{1}{8}$ ")	2	253029	} Blanking plate to front cover
22					Plain washer	2	2820	
23					Spring washer	2	WM600051	

* Asterisk indicates a new part which has not been used on any previous model.

ENGINE—Oil Pump



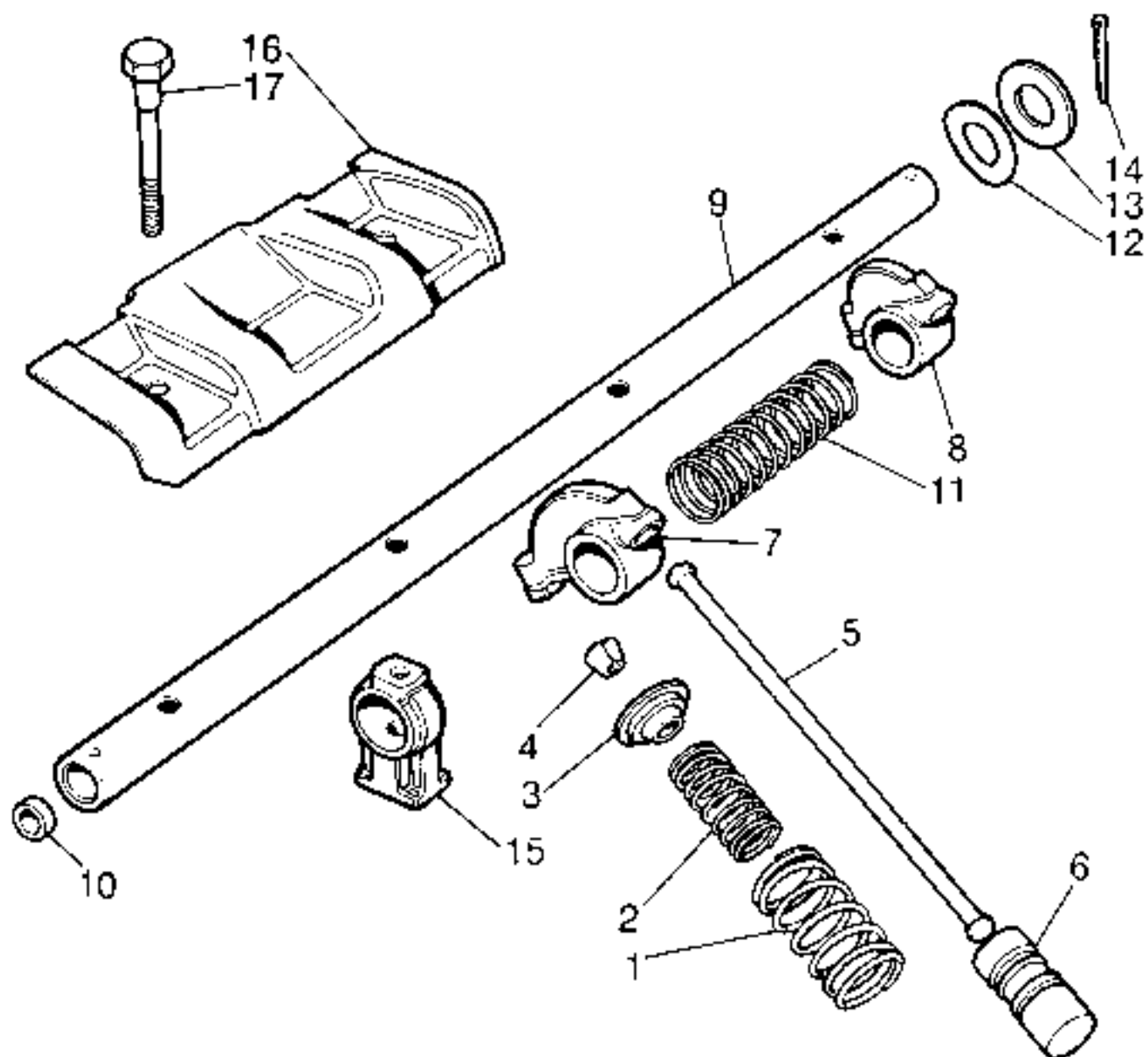
5RE149

ENGINE—Oil Pump

Plate								
Ref.	1	2	3	4	DESCRIPTION	Qty	Part No	REMARKS
					OIL PUMP COVER ASSEMBLY	1	ERC1243*	
1					Oil pump cover	1	ERC1244*	
2					Threaded insert	1	ERC1240*	
3					Oil pressure relief valve	1	90602064	
4					Spring for relief valve	1	602067	
5					Joint washer for relief valve cap	1	603521	
6					Cap for relief valve	1	602071	
7					Plug	1	90614848	
8					Joint washer for plug	1	243968	
9					Strainer	1	610915	
10					Blanking plug { $\frac{1}{2}$ " UNF}	2	517089	
11					Joint washer for blanking plug	2	243967	
12					Adaptor for oil pressure indicator switch	1	90613717*	
13					Joint washer for cap	1	603521	
14					Oil pressure switch	1	589470	
15					Gasket for oil pump cover	1	90602072	
16					Oil pump shaft and gear	1	602018	
17					Oil pump idler gear	1	602017	
18					Bolt ($\frac{1}{2}$ " UNC x $1\frac{1}{2}$ "}	3	254005	
19					Bolt ($\frac{1}{2}$ " UNC x $2\frac{1}{2}$ "}	1	254008	
20					Bolt ($\frac{1}{4}$ " UNC x $2\frac{1}{2}$ "}	1	254010	} Fixing oil pump cover to front cover
21					Bolt ($\frac{1}{4}$ " UNC x $2\frac{1}{2}$ "}	1	254009	
22					Spring washer	6	WM600041	
23					Plain washer	6	3912	
24					Oil filter	1	ERC1265*	

* Asterisk indicates a new part which has not been used on any previous model.

ENGINE--Valve Gear



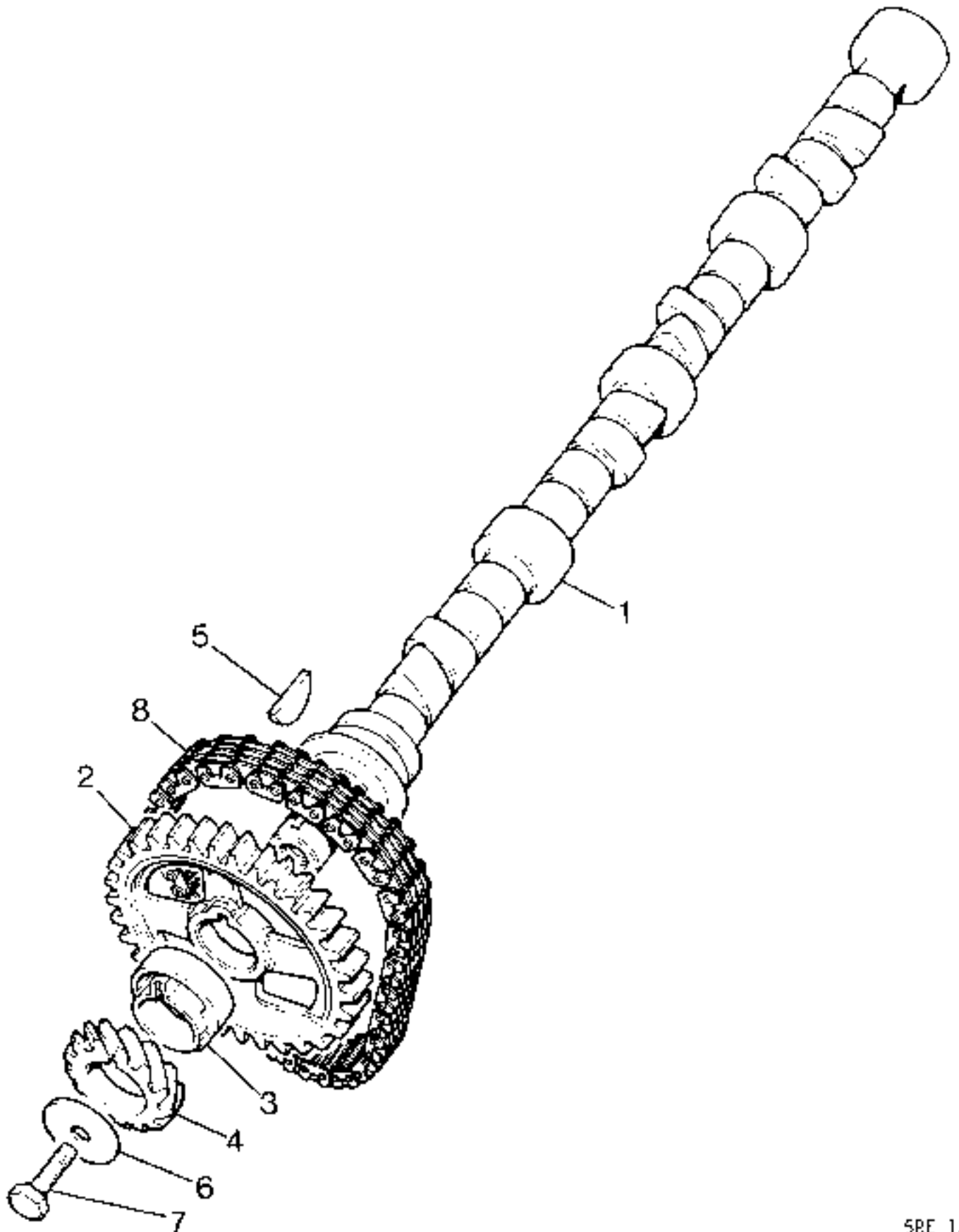
5RC243

ENGINE—Valve Gear

Plate								
Ref.	1	2	3	4	DESCRIPTION	Qty	Part No	REMARKS
1					Valve spring, outer	16	602240	
2					Valve spring, inner	16	602241	
3					Cap for valve spring	16	90802451	
4					Valve cotter (sets)	16	ERC1637	
5					Push rod	16	603378	
6					Hydraulic tappet	16	602187	
7					Valve rocker, RH	8	602153	
8					Valve rocker, LH	8	602154	
9					ROCKER SHAFT ASSEMBLY	2	606661	
10					Plug for rocker shaft	4	610988	
11					Spring for valve rocker shaft	6	602142	
12					Spring, rocker shaft end	4	602148	
13					Washer } For valve	4	602186	
14					Split pin } rocker shafts	4	3414	
15					Bracket for rocker shaft	8	603734	
16					Oil baffle for rocker arm	2	602172	
17					Special bolt fixing bracket to cylinder head	8	602097	

* Asterisk indicates a new part which has not been used on any previous model

ENGINE—Camshaft



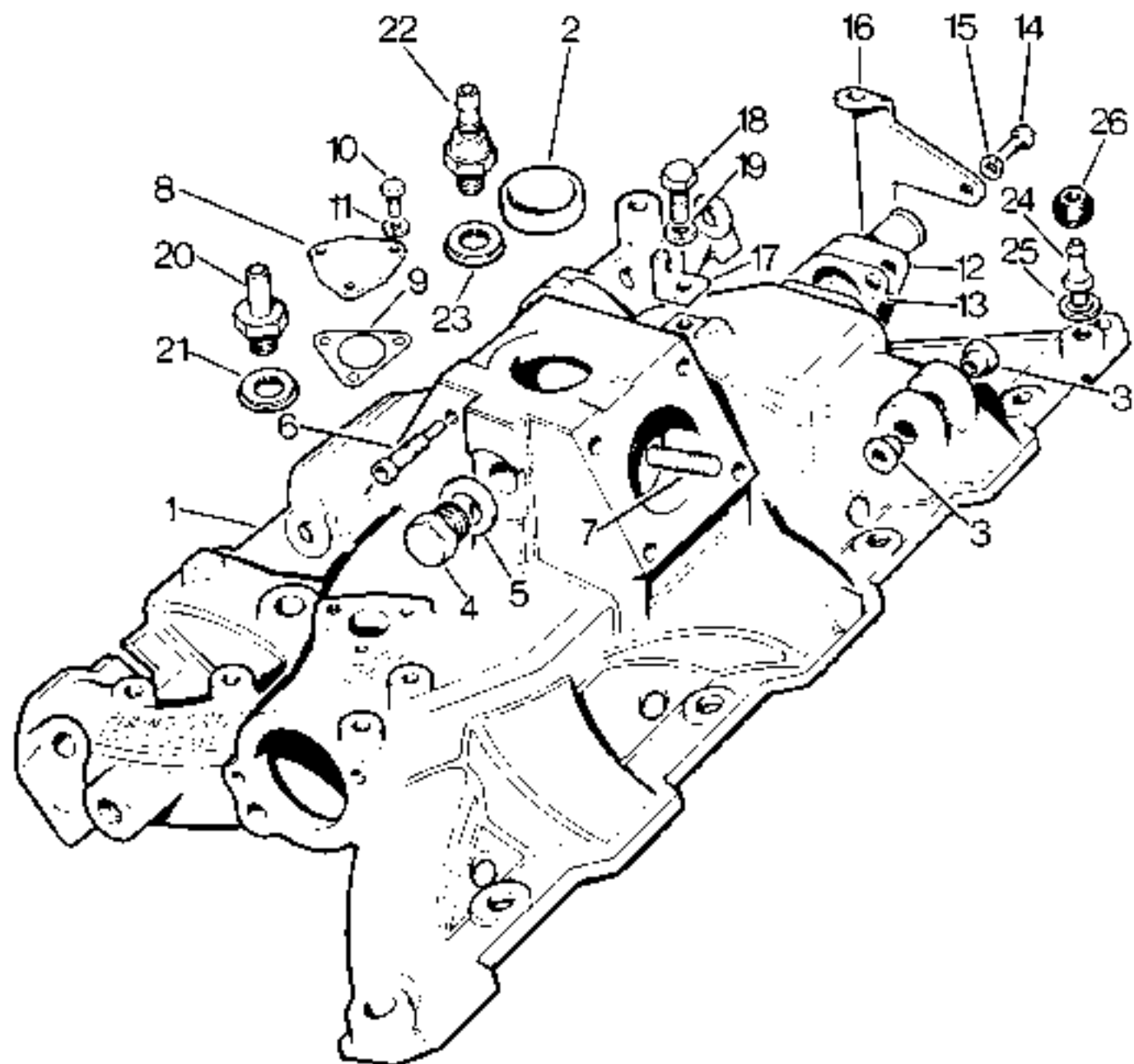
SRE 134

ENGINE—Camshaft

Plate	Ref.	1	2	3	4	DESCRIPTION	Qty	Part No	REMARKS
	1					Camshaft	1	603724	
	2					Chain wheel for camshaft	1	610289	
	3					Cam for fuel pump drive	1	602149	
	4					Gear, distributor drive	1	602159	
	5					Key Washer Special bolt } Fixing chain wheel cam and gear to camshaft	1	90802025	
	6				1		602610		
	7				1		602227		
	8					Timing chain	1	90602371	

* Asterisk indicates a new part which has not been used on any previous model.

ENGINE—Inlet Manifold

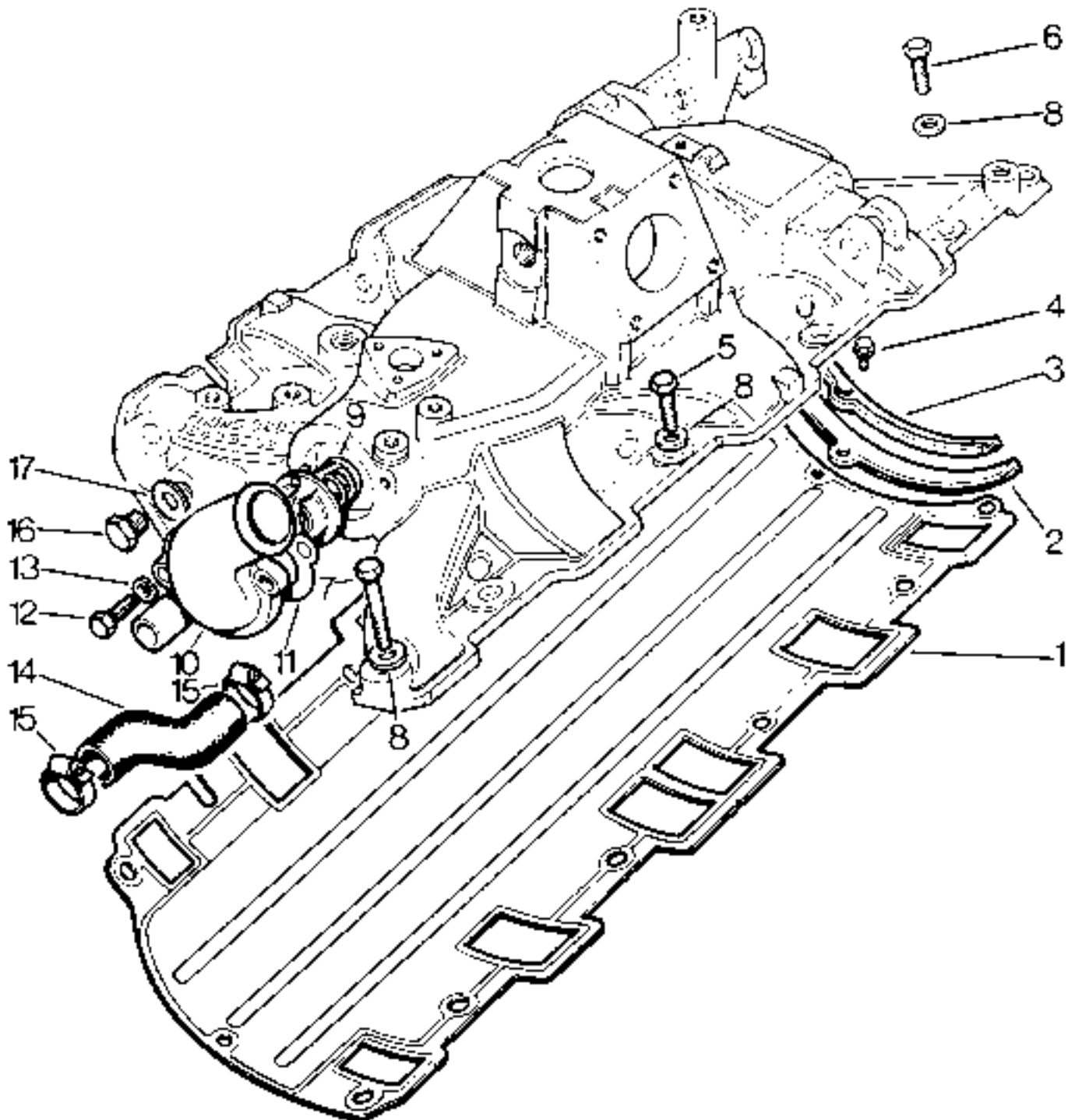


ENGINE—Inlet Manifold

Plate								
Ref.	1	2	3	4	DESCRIPTION	Qty	Part No.	REMARKS
1					INLET MANIFOLD	1	90513501*	
2					Plug, 1.5" dia.	2	602152	
3					Rush for countershaft	2	522932	
4					Plug	2	603224	Sealing redundant hole
5					Joint washer for plug	2	232043	
6					Air bleed adaptor	1	603920	
7					Stud ($\frac{3}{8}$ " UNF/UNC) for carburettor	8	252514	
8					Blanking plate	1	598006	
9					Joint washer for blanking plate	1	236022	
10					Set screw (10 UNC $\times \frac{3}{4}$ ")	3	257064	Blanking plate to manifold
11					Spring washer	3	WM702001	
12					Outlet pipe for heater	1	ERC649*	
13					Gasket for outlet pipe	1	603441	
14					Set bolt ($\frac{1}{2}$ " UNC $\times \frac{3}{4}$ ")	2	253007	Fixing outlet pipe to manifold
15					Spring washer	2	WM600041	
16					Anchor bracket for countershaft spring	1	603561	
17					Abutment bracket for accelerator cable	1	603186	
18					Set bolt ($\frac{1}{2}$ " UNC $\times \frac{3}{4}$ ")	1	253206	Fixing abutment bracket to manifold
19					Spring washer	1	WM600041	
20					Adaptor plug for vacuum take-off	1	90513812*	
21					Joint washer for plug	1	232043	
22					Non-return valve for brake servo	1	13H9216	
23					Joint washer for non-return valve	1	232043	
24					Peg for air inlet duct	2	603408	
25					Plain washer for peg	2	RTC610	
26					Rubber grommet air cleaner ducts	2	603861	

* Asterisk indicates a new part which has not been used on any previous model

ENGINE—Inlet Manifold Fixings and Thermostat



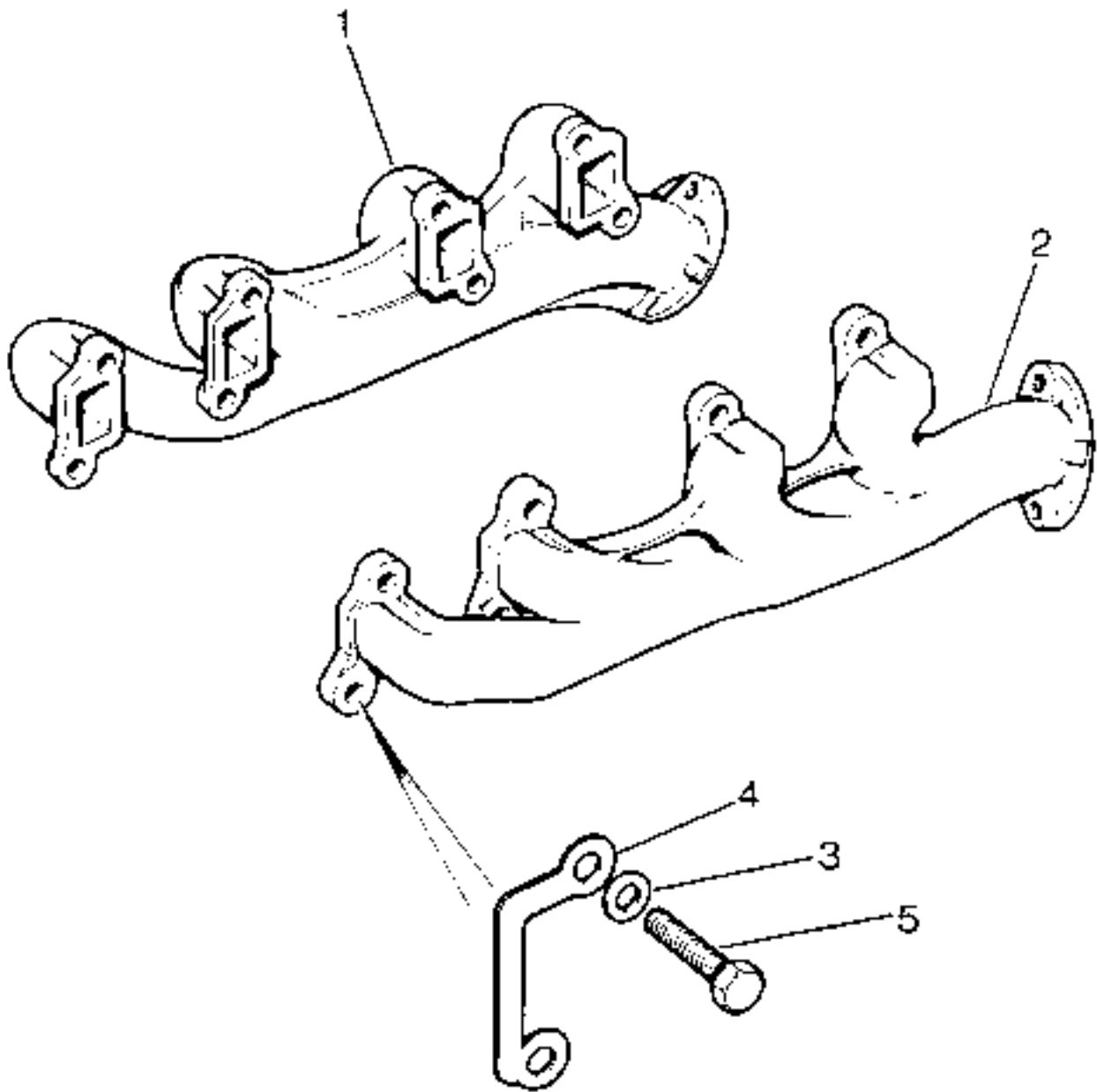
SRE07

ENGINE—Inlet Manifold Fixings and Thermostat

Plate Ref	1	2	3	4	DESCRIPTION	Qty	Part No	REMARKS
1					Gasket for inlet manifold	1	GE3865	
2					Seal for gasket	2	GE3845	
3					Clamp	2	602076	
4					Bolt and spring washer fixing clamp and gasket to cylinder block	2	602236	
5					Bolt ($\frac{1}{4}$ " UNC x $1\frac{1}{2}$ " long)	9	254041	} Fixing inlet manifold to cylinder head
6				Bolt ($\frac{1}{4}$ " UNC x $1\frac{3}{4}$ " long)	90611504			
7				Bolt ($\frac{1}{4}$ " UNC x $1\frac{1}{4}$ " long)	254043			
8					Plain washer	12	2204	
9					Thermostat	1	GTS134	
10					Water outlet elbow	1	613762*	
11					Gasket for outlet elbow	1	GTG118	
12					Bolt ($\frac{1}{8}$ " UNC x $\frac{1}{2}$ " long)	2	253027	} Fixing outlet elbow to manifold
13					Spring washer		WM60FXIS*	
14					Hose for thermostat by-pass	1	614435	} Not part of engine assembly
15					Hose clip fixing hose to front cover and elbow	2	5HC709	
16					Blanking plug	1	603224	} Blanking transmitter hole
17					Joint washer	1	232043	

* Asterisk indicates a new part which has not been used on any previous model.

ENGINE—Exhaust Manifold

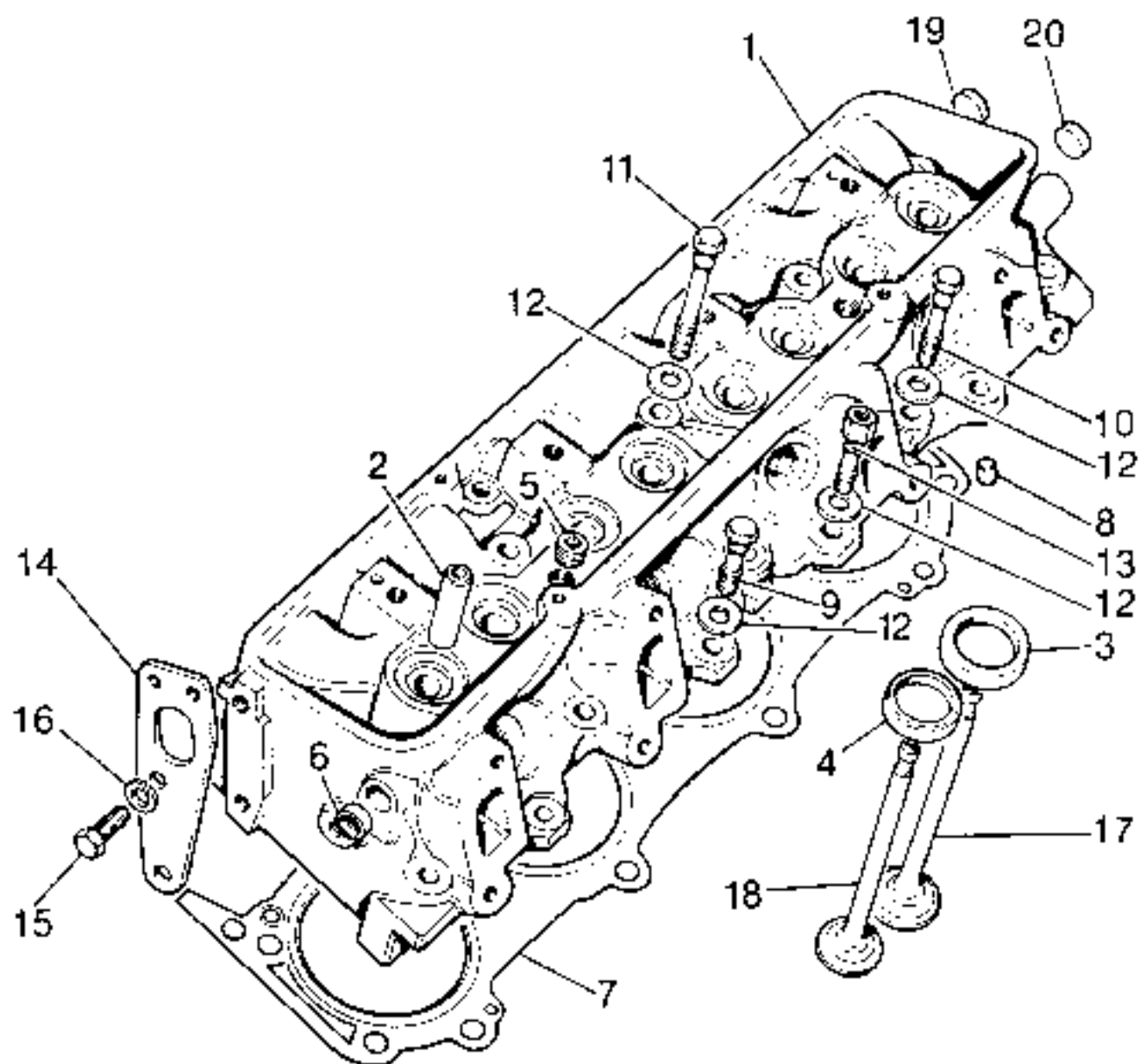


ENGINE—Exhaust Manifold

Plate								
Ref.	1	2	3	4	DESCRIPTION	Qty	Part No.	REMARKS
1					Exhaust manifold, RH	1	ERC814*	
2					Exhaust manifold, LH	1	ERC813*	
3					Plain washer	16	3036	} Fixing exhaust manifold to cylinder heads
4					Locking plate	8	96613659	
5					Bolt ($\frac{1}{2}$ " UNC \times $1\frac{1}{8}$ ")	16	253048	

* Asterisk indicates a new part which has not been used on any previous model.

ENGINE—Cylinder Heads

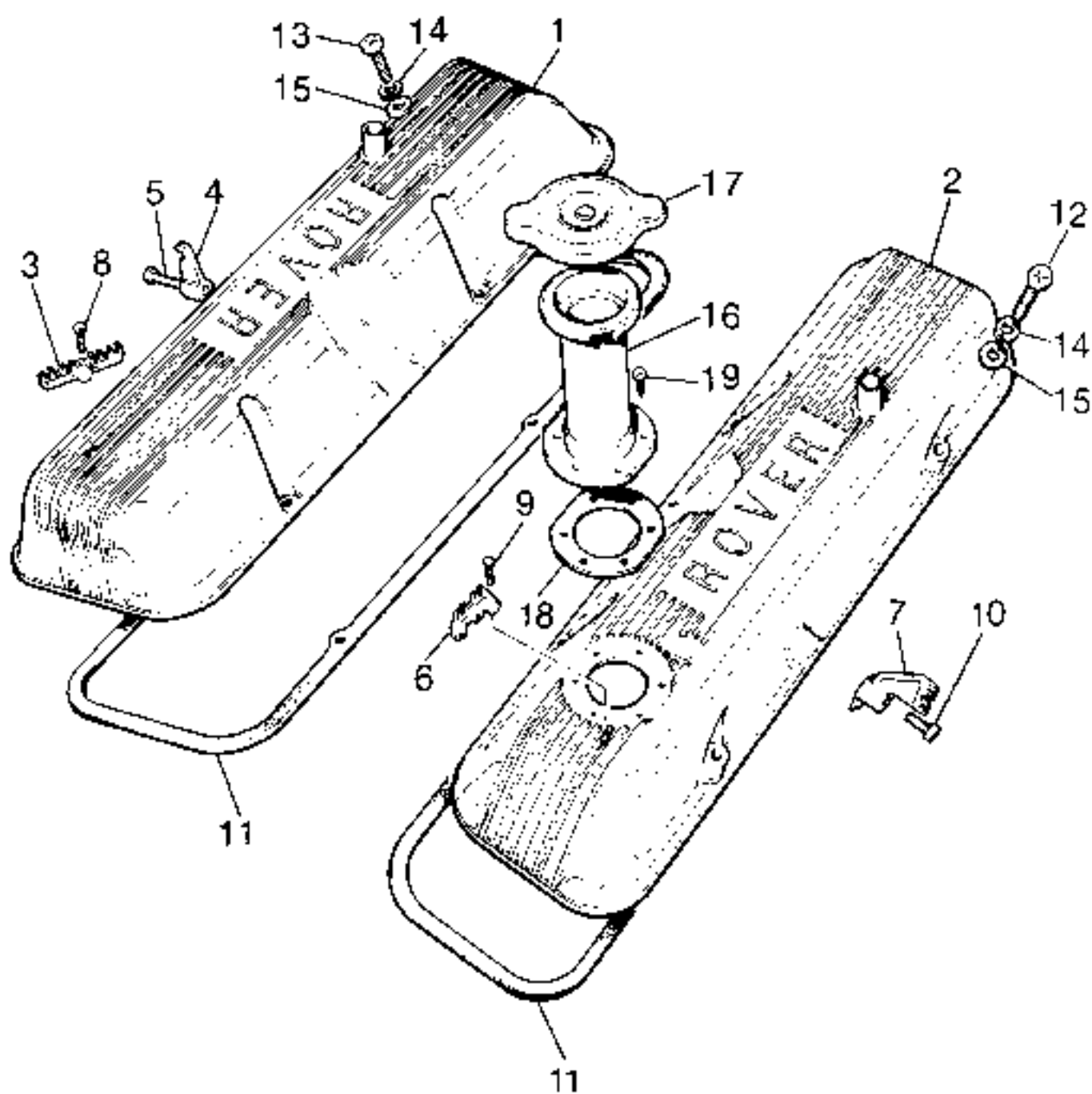


ENGINE--Cylinder Heads

Plate								
Ref	1	2	3	4	DESCRIPTION	Qty	Part No	REMARKS
1					CYLINDER HEAD ASSEMBLY	2	614642	
2					Valve guide	6	603554	
3					Valve seat insert, inlet, Std	8	602052	
					Valve seat insert, inlet, 0-010" O/S	8	602223	
					Valve seat insert, inlet, 0-020" O/S	8	602224	
4					Valve seat insert, exhaust, Std	8	614639	
					Valve seat insert, exhaust, 0-010" O/S	8	614640	
					Valve seat insert, exhaust, 0-020" O/S	8	614641	
5					Core plug, threaded	4	602123	
6					Cup plug	4	602289	
7					Gasket for cylinder head	2	GEG340	
8					Dowel	4	602040	
9					Special bolt (2-28" long)	8	602191	
10					Special bolt (2-74" long)	13	602192	
11					Special bolt (3-94" long)	6	602193	
12					Special washer	28	602098	
13					Special bolt	1	90614584*	
14					Front lifting bracket on LH head	1	603031	Not part of engine assembly
15					Bolt (3/8" UNC x 3/4" long)	2	253046	
16					Spring washer	2	WM600061	
17					Inlet valve	8	602166	
18					Exhaust valve	8	602165	
19					Plug	5	596840*	
20					Plug	1	596841*	

* Asterisk indicates a new part which has not been used on any previous model

ENGINE - Rocker Covers

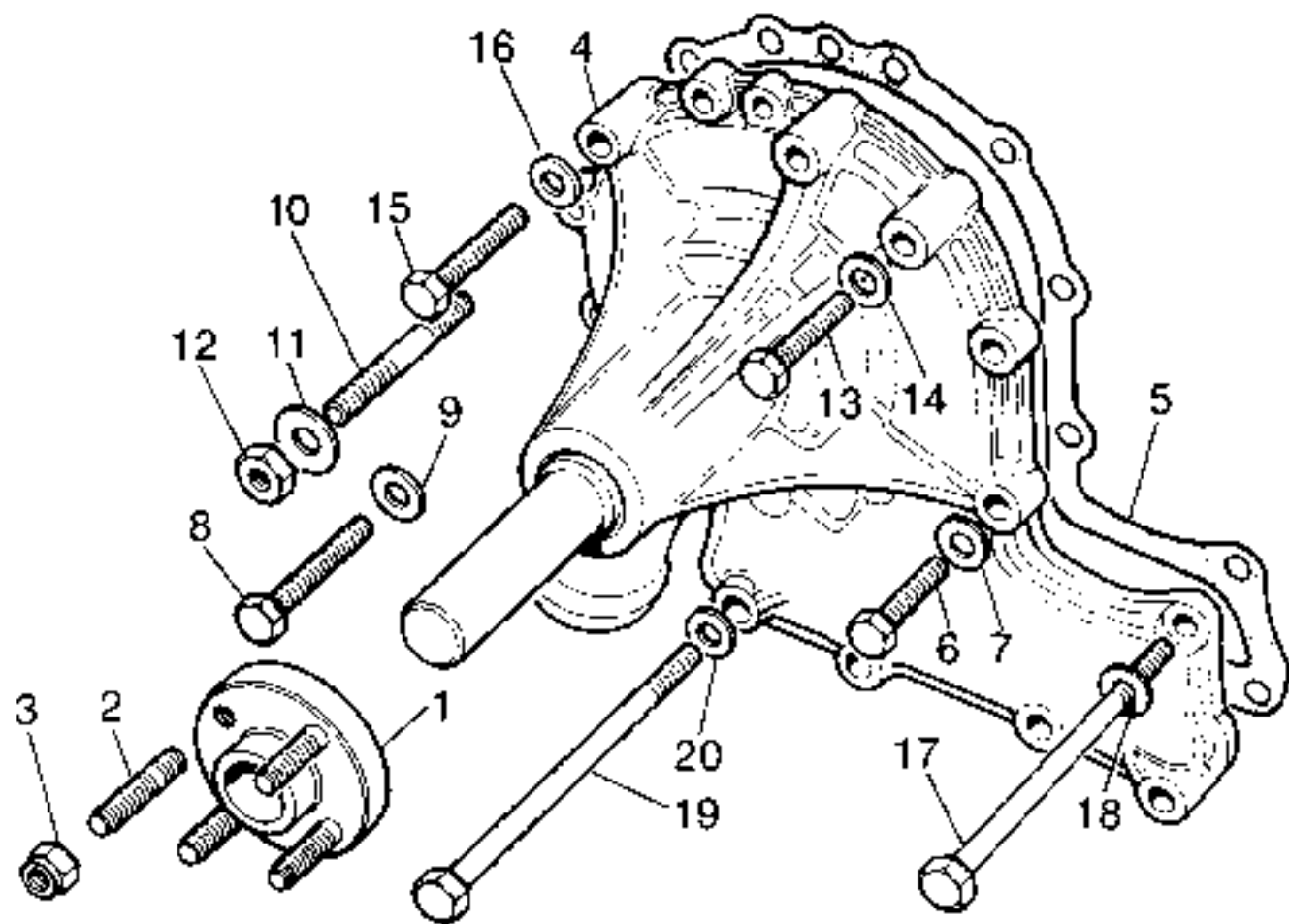


ENGINE—Rocker Covers

Plate	Ref.	1	2	3	4	DESCRIPTION	Qty	Part No.	REMARKS
	1					Rocker cover assembly, RH	1	608002*	
	2					Rocker cover assembly, LH	1	608003*	
	3					Retainer for spark plug leads on top of RH rocker cover	1	603672	12 volt
	4					Retainer for spark plug leads on side of RH rocker cover	1	587477	12 volt
	5					Blanking screw retainer hole	2	79142	24 volt
	6					Retainer for spark plug cables } For	1	612821*	} 12 volt
	7					Retainer for spark plug cables } LH cover	1	612822*	
	8					Screw (10 UNC x $\frac{1}{2}$ ") fixing retainer (RH cover)	2	78862	
	9					Screw (10 UNC x $\frac{1}{2}$ ") fixing retainer	1	78862	
	10					Screw (10 UNC x $\frac{3}{8}$ ") fixing retainer	1	78861	
	11					Gasket for rocker cover	2	GEG436	
	12					Screw ($\frac{1}{2}$ " UNF x $1\frac{3}{8}$ ") } Fixing rocker	4	603127	
	13					Screw ($\frac{1}{2}$ " UNC x $\frac{1}{2}$ ") } cover to	4	602530	
	14					Spring washer } cylinder heads	8	WM600041	
	15					Plain washer }	8	3911	
	16					Oil filler pipe	1	612H17*	
	17					Oil filler cap	1	598231*	
	18					Gasket } Oil filler pipe	1	612819*	
	19					Drive screw (No. 8 x $\frac{1}{2}$ ") } to LH cover	6	534907	
						Plug filling redundant hole in LH rocker cover	1	266339	24 volt

* Asterisk indicates a new part which has not been used on any previous model

ENGINE—Water Pump

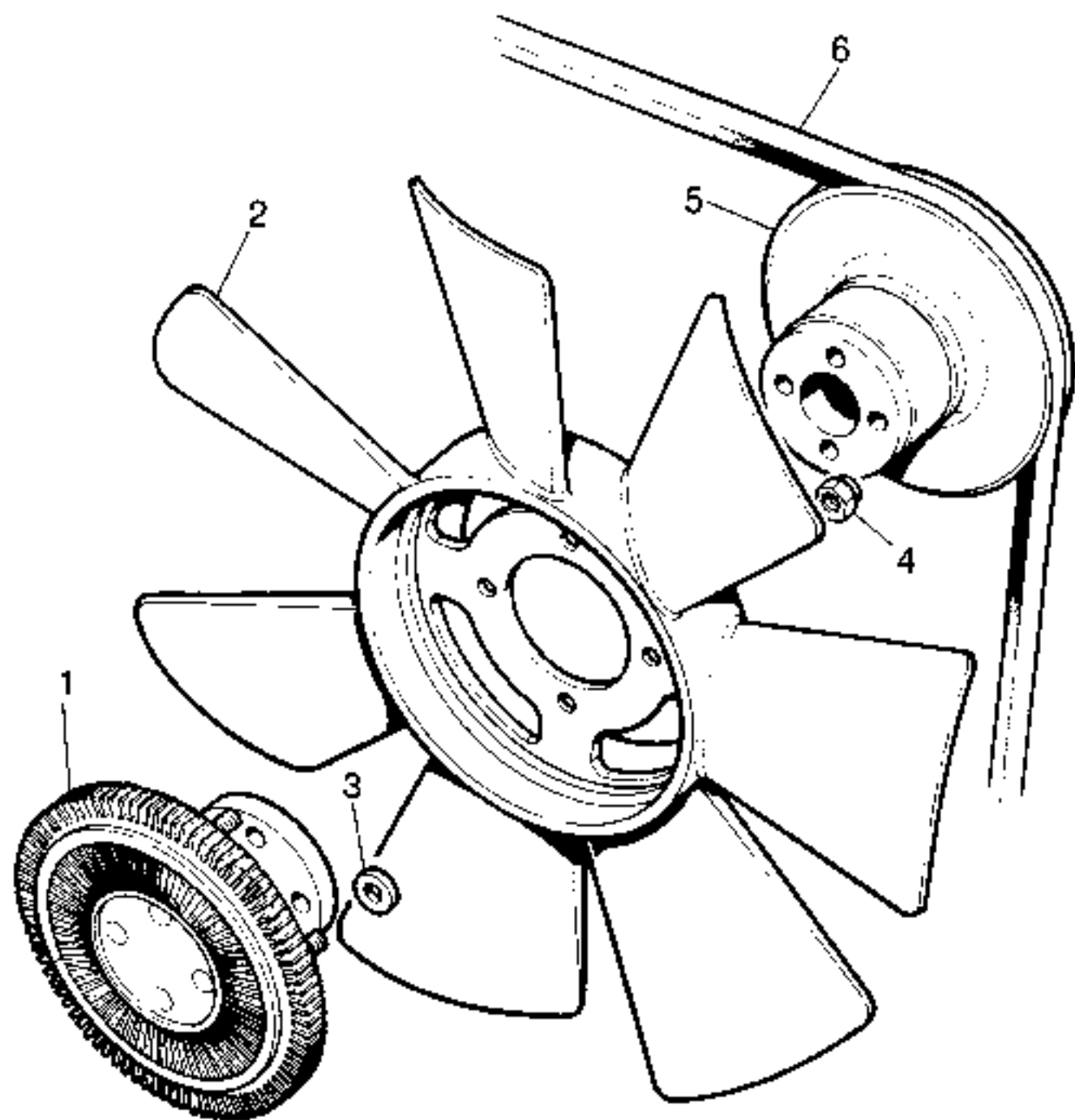


ENGINE—Water Pump

Plate								
Ref.	1	2	3	4	DESCRIPTION	Qty	Part No.	REMARKS
1					HUB ASSEMBLY FOR VISCOUS UNIT	1	614872*	
2					Stud ($\frac{3}{16}$ " UNF \times $1\frac{13}{32}$)	4	500733	
3					Self-locking ($\frac{3}{8}$ " UNF) hub to fan drive coupling	4	540688	
4					Water pump	1	ERC2893*	
5					Gasket for water pump	1	612326	
6					Bolt ($\frac{1}{2}$ " UNC \times $1\frac{1}{4}$ ")	6	254001	
7					Plain washer	6	2203	
8					Bolt ($\frac{1}{2}$ " UNC \times 2")	1	254007	
9					Plain washer	1	2203	
10					Stud ($\frac{5}{8}$ " UNC/UNF \times $2\frac{1}{8}$ ")	1	252516	} Fixing water pump to front cover
11					Plain washer	1	4047	
12					Locknut ($\frac{3}{8}$ " UNF)	1	254881	
13					Bolt ($\frac{1}{2}$ " UNC \times $2\frac{1}{2}$ ")	2	254008	
14					Plain washer	2	2203	
15					Bolt ($\frac{5}{16}$ " UNC \times $1\frac{1}{2}$ ")	1	254022	
16					Plain washer	1	4047	
17					Bolt ($\frac{5}{16}$ " UNC \times $4\frac{1}{2}$ ")	1	254037	
18					Plain washer	1	2920	
19					Bolt ($\frac{3}{8}$ " UNC \times 6")	4	254038	
20					Plain washer	4	2920	} and front cover to block

* Asterisk indicates a new part which has not been used on any previous model.

ENGINE—Viscous Drive Unit and Fan



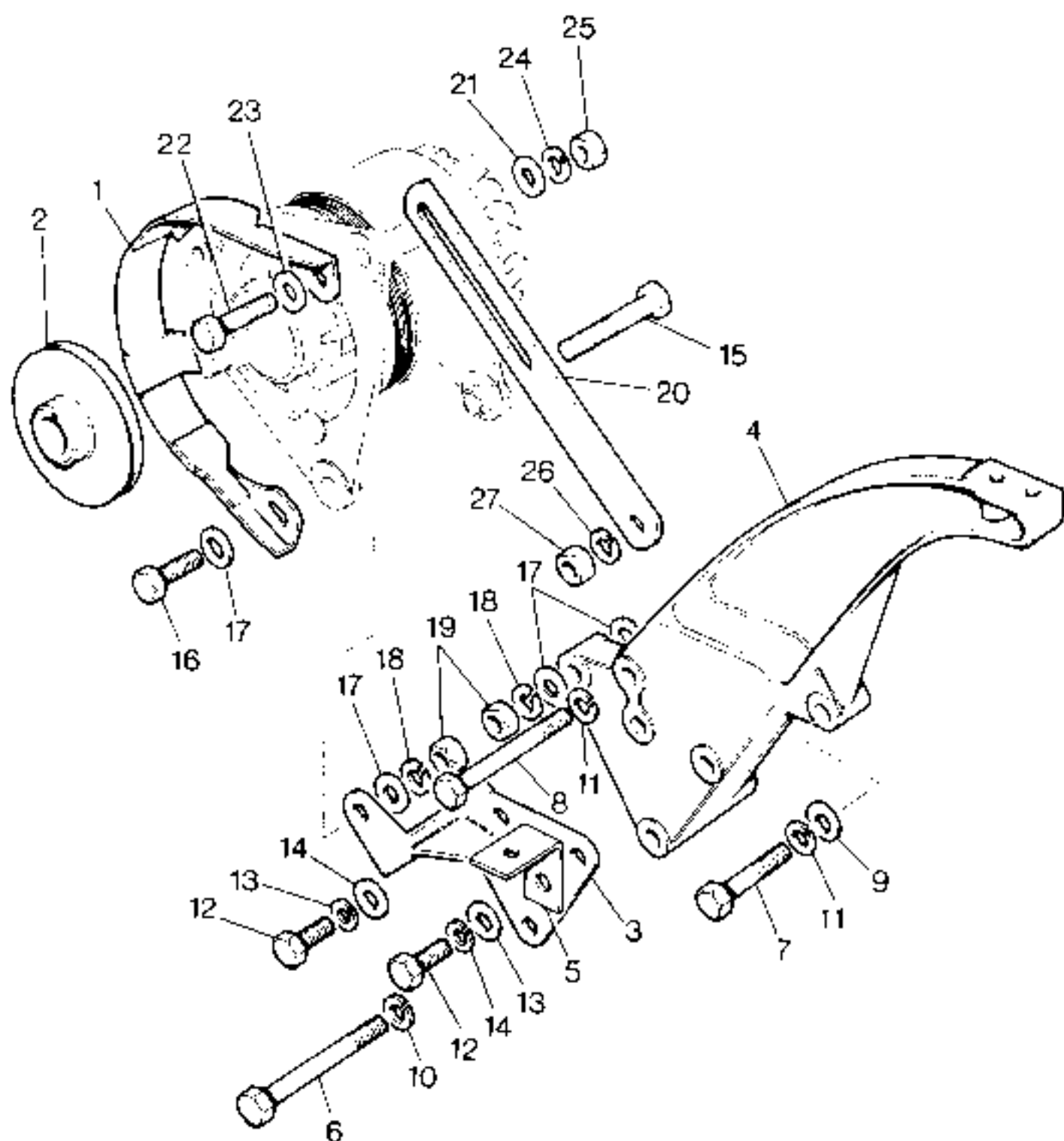
5RE83

ENGINE—Viscous Drive Unit and Fan

Plate								
Ref	1	2	3	4	DESCRIPTION	Qty	Part No.	REMARKS
1					Fan drive coupling (viscous unit)	1	ERC1195*	
2					Fan	1	614723*	
3					Spacer	4	2920	Fan drive coupling to fan
4				Self-locking nut ($\frac{3}{8}$ " UNF)				
5					Pulley for fan and water pump	1	614369*	12 volt models
					Pulley for fan and water pump	1	614370*	24 volt models
6					Driving belt for fan, water pump and alternator	1	GFB211	12 volt models
					Driving belt for fan and water pump	1	613808*	24 volt models

* Asterisk indicates a new part which has not been used on any previous model.

ENGINE—Alternator Fixings (12 volt)

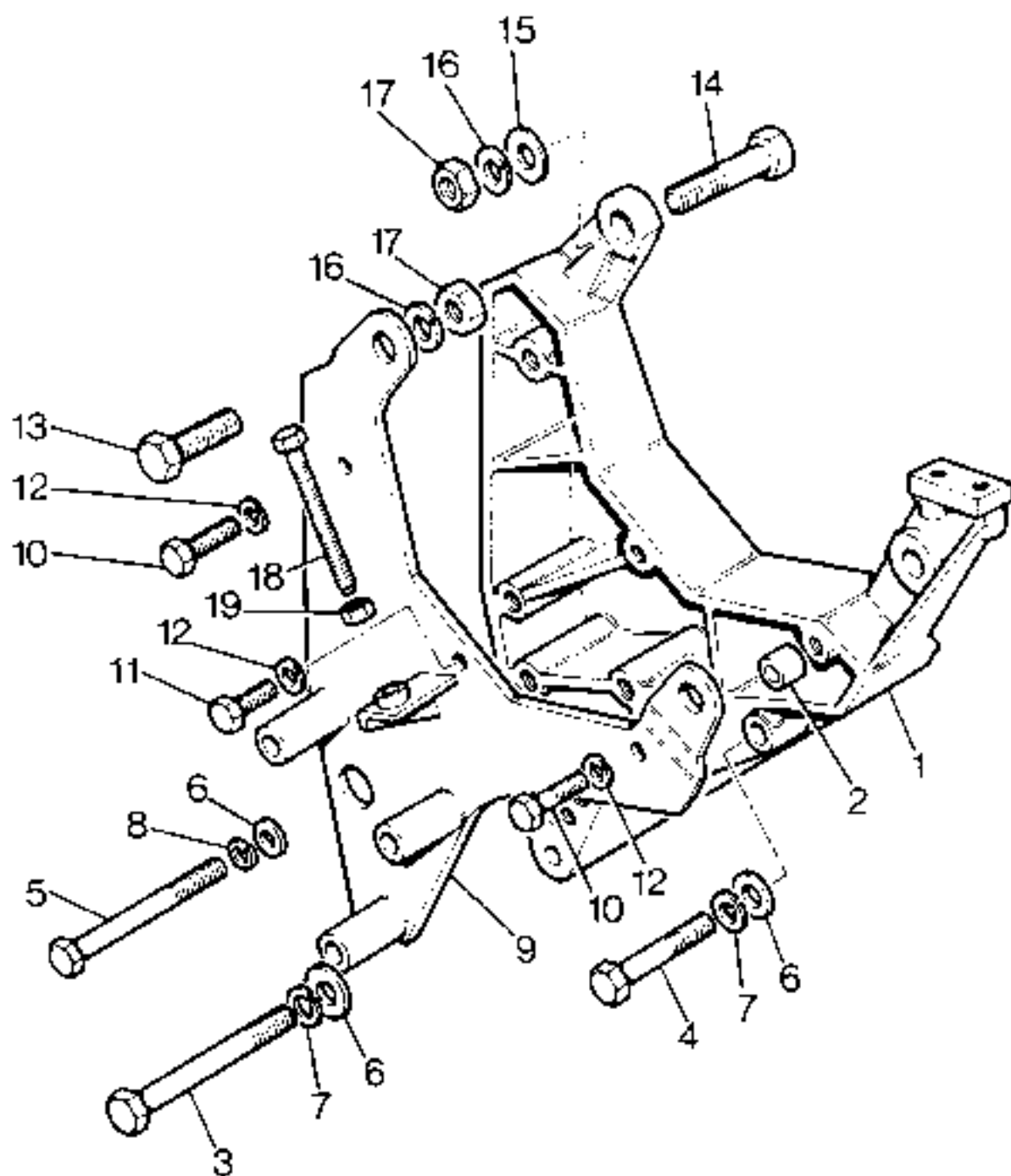


ENGINE—Alternator Fixings (12 volt)

Plate	Ref.	1	2	3	4	DESCRIPTION	Qty	Part No.	REMARKS
	1					Guard for alternator fan	1	613138*	
	2					Pulley for alternator	1	602505	
	3					Support bracket for alternator	1	614159*	
	4					Mounting bracket, alternator and gear lever bracket	1	614410*	
	5					Bracket for cable clip	1	613620	
	6					Bolt ($\frac{3}{8}$ " UNC \times 3 $\frac{1}{2}$ ")	1	254051	} Mounting bracket to cylinder head
	7					Bolt ($\frac{3}{8}$ " UNC \times 2")	1	254045	
	8					Bolt ($\frac{5}{8}$ " UNC \times 3 $\frac{1}{2}$ ")	1	254031	
	9					Plain washer	1	4094	
	10					Spring washer	1	WM600081	
	11					Spring washer	1	WM600051	
	12					Screw ($\frac{1}{8}$ " UNC \times $\frac{3}{8}$ ")	2	253026	
	13					Plain washer	2	4047	
	14					Spring washer	2	WM600051	
	15					Bolt ($\frac{1}{4}$ " UNF \times 2 $\frac{1}{4}$ ")	1	255027	} Fixing alternator to mounting bracket
	16					Bolt ($\frac{1}{4}$ " UNF \times 2 $\frac{3}{8}$ ")	1	255239	
	17					Plain washer	3	3830	
	18					Spring washer	2	WM600051	
	19					Nut ($\frac{1}{4}$ " UNF)	2	254231	
	20					Adjusting link for alternator	1	614938	
	21					Plain washer for adjusting link	1	2266	
	22					Bolt (M8 \times 30)	1	889881	} Adjusting link and fan guard to alternator
	23					Plain washer	1	4594	
	24					Spring washer	1	WM600051	
	25					Nut (M8)	1	853041	
	26					Spring washer	1	WM600051	} Adjusting link to front cover
	27					Locknut ($\frac{1}{2}$ " UNF)	1	254881	

* Asterisk indicates a new part which has not been used on any previous model.

ENGINE—Alternator Fixings (24 volt)

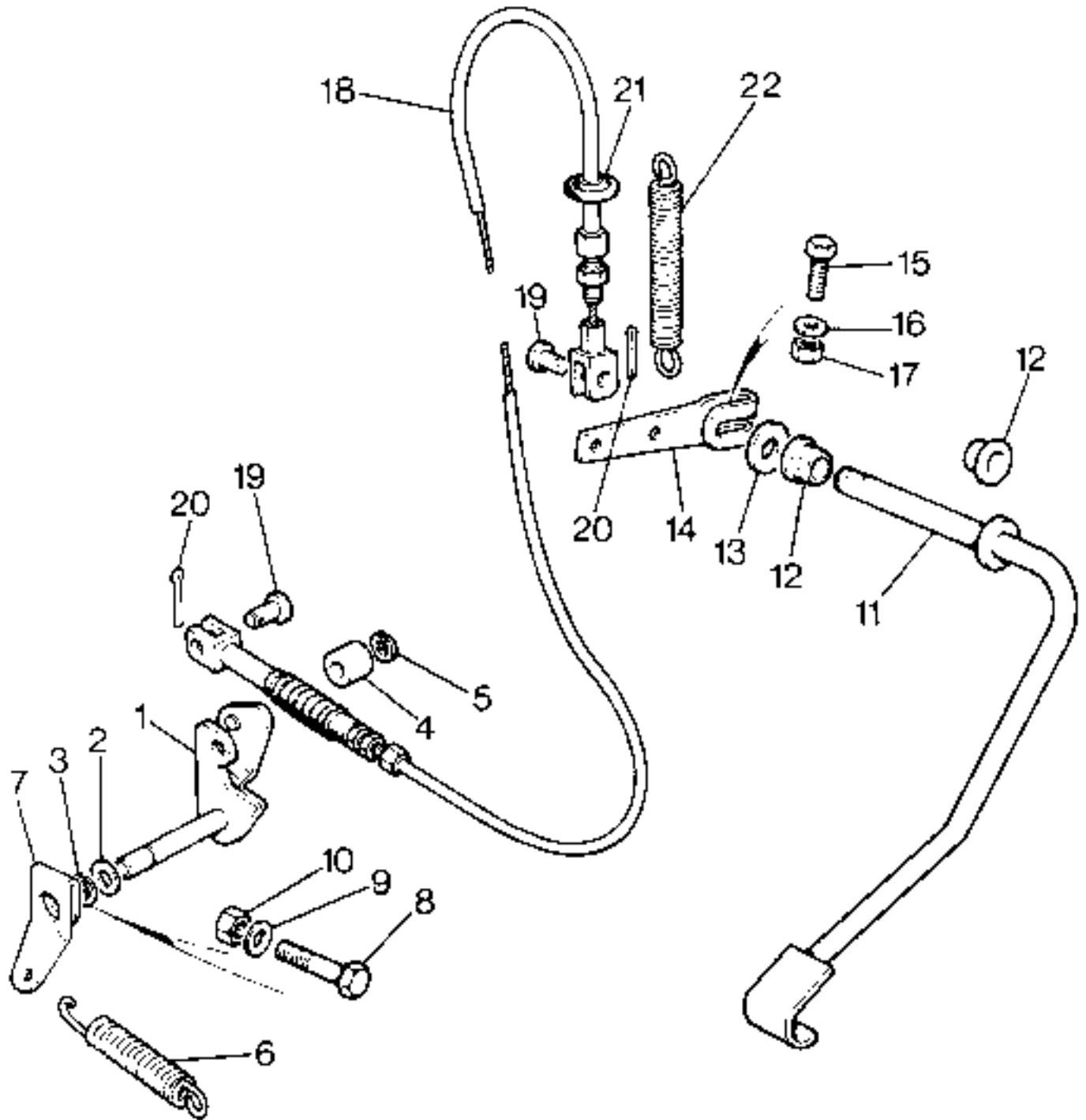


ENGINE—Alternator Fixings (24 volt)

Plate								
Ref	1	2	3	4	DESCRIPTION	Qty	Part No	REMARKS
1					Mounting bracket for alternator	1	90613761*	
2					Dowel for mounting bracket	2	613213*	
3					Bolt ($\frac{3}{8}$ " UNC \times 3 $\frac{1}{2}$ ")	1	254051	} Fixing mounting bracket to cylinder head
4					Bolt ($\frac{3}{8}$ " UNC \times 2")	1	254045	
5					Bolt ($\frac{5}{16}$ " UNC \times 3 $\frac{1}{2}$ ")	1	254031	
6					Plain washer	2	4094	
7					Spring washer	2	WM600061	
8					Spring washer	1	WM600051	
9					Support bracket for alternator	1	613211*	
10					Bolt ($\frac{3}{8}$ " UNC \times 1 $\frac{1}{4}$ ")	2	253029	} Alternator support bracket and adjusting plate to
11					Bolt ($\frac{3}{8}$ " UNC \times $\frac{1}{8}$ ")	1	253027	
12					Spring washer	3	WM600051	} alternator mounting bracket
13					Bolt ($\frac{1}{2}$ " UNF \times 1 $\frac{1}{2}$ ")	2	255089	} Fixing alternator to mounting and support brackets
14					Bolt ($\frac{1}{2}$ " UNF \times 2")	2	256053	
15					Plain washer	2	2205	
16					Spring washer	4	WM600081	
17					Nut ($\frac{1}{2}$ " UNF)	4	254824	
18					Special adjusting screw	1	90613017*	
19					Locknut ($\frac{5}{16}$ " UNF) for adjusting screw	1	254881	

* Asterisk indicates a new part which has not been used on any previous model

ACCELERATOR—Lever and Linkage

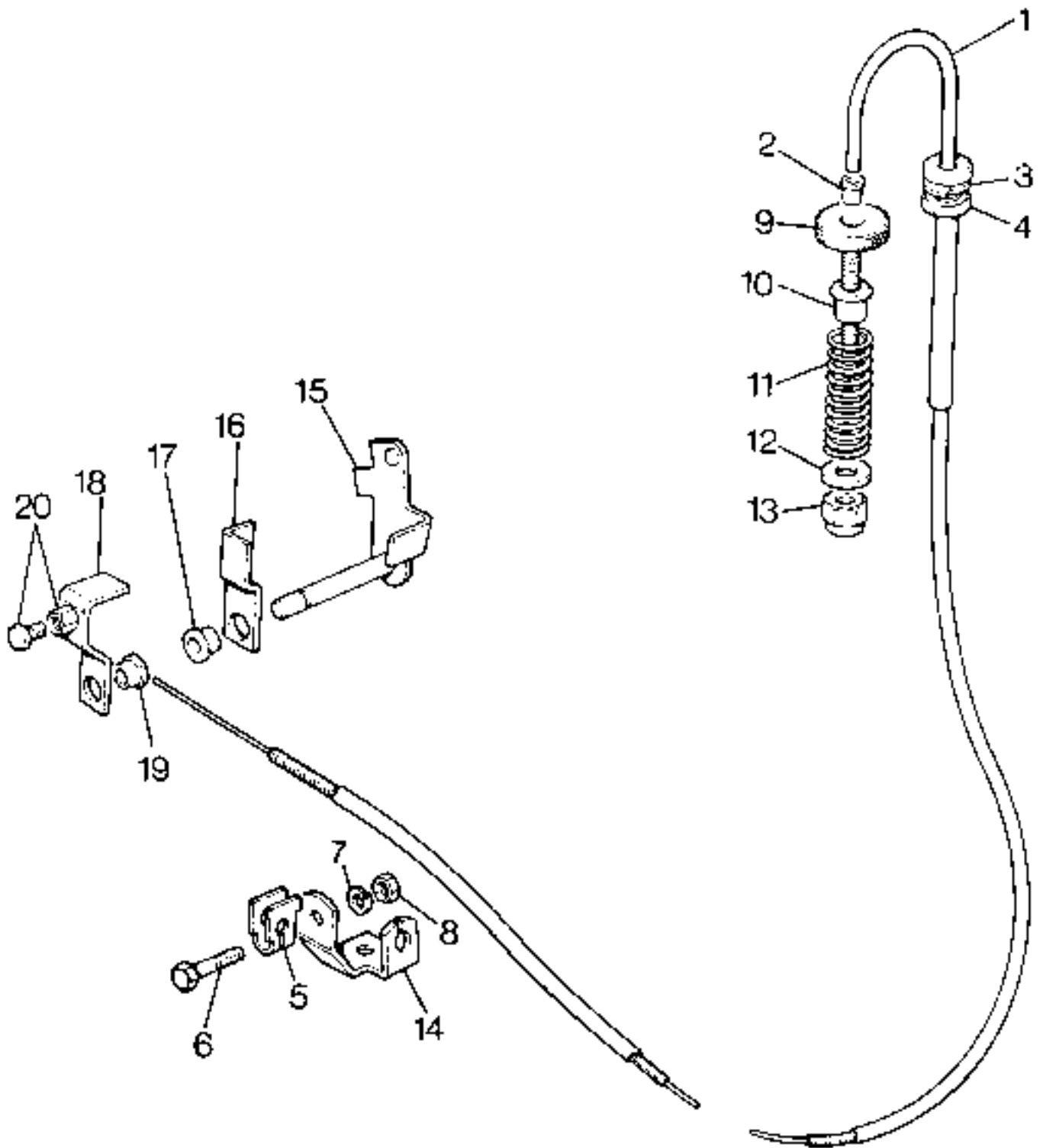


ACCELERATOR—Lever and Linkage

Plate								
Ref	1	2	3	4	DESCRIPTION	Qty	Part No	REMARKS
1					Countershaft and lever assembly	1	611349	
2					Washer } Countershaft lever assembly	1	4047	
3					Circlip } to manifold	1	521453	
4					Roller for countershaft	1	603237	
5					Circlip fixing roller	1	521452	
6					Spring, countershaft return	1	603622	
7					Lever for spring	1	541343	
8					Bolt (10 UNF x 3/4") } Fixing	1	257020	
9					Plain washer } lever to	1	3902	
10					Nut, 10 UNF } countershaft	1	257023	
11					Accelerator pedal shaft assembly	1	594902*	
12					Bearing—lever pivot	2	594905*	
13					Plain washer	1	850425*	
14					Accelerator lever	1	NRC174	
15					Bolt (M6 x 35) } Lever to	1	89/277*	
16					Plain washer } pedal	2	851101*	
17					Nut (M6) } shaft	1	NH 106041	
18					Accelerator cable	1	624285*	RH Srg
					Accelerator cable	1	624286*	LH Srg
19					Clevis pin for cable } Cable to pedal and	2	562481	
20					Spline pin } countershaft levers	2	852835*	
21					Grommet for accelerator cable	1	562106	
22					Accelerator return spring	1	277502	

* Asterisk indicates a new part which has not been used on any previous model.

ACCELERATOR—Hand Throttle Control

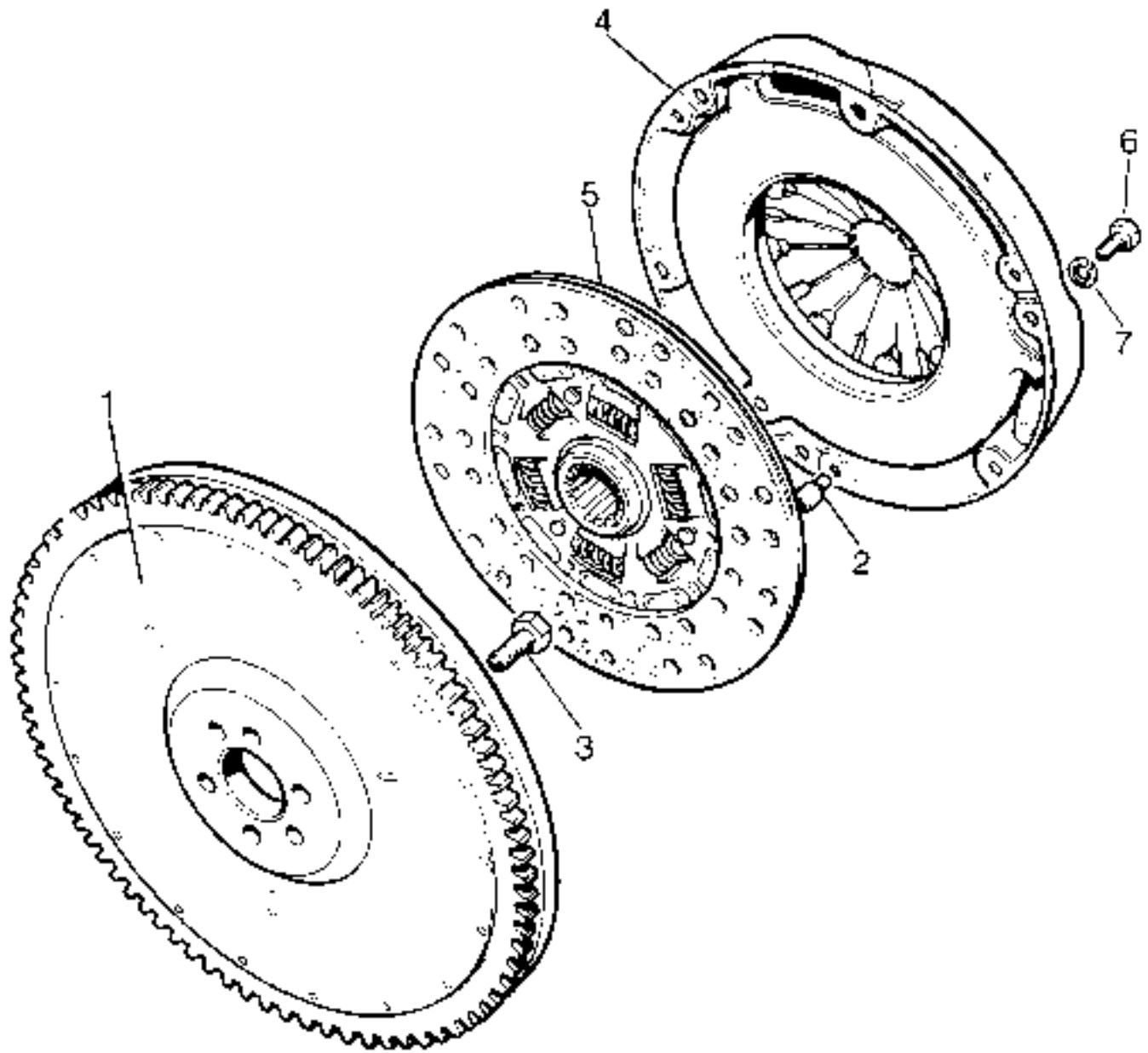


ACCELERATOR—Hand Throttle Control

Plate				Qty	Part No	REMARKS
Ref.	1	2	3 4			
1	HAND THROTTLE CONTROL	1	594988*	RH Stg
	HAND THROTTLE CONTROL	1	598923*	LH Stg
2	End cap	1	594990*	
3	Spring washer	1	WME00081	
4	Locknut ($\frac{1}{2}$ " UNF)	1	254854	
5	Clip, hand throttle control	1	239673	
6	Screw (M5 x 20 hex. hd)	} Fixing outer cable and		1	890321*	
7	Spring washer	} clip to anchor bracket		1	810006	
8	Nut (M5)	} on inlet manifold		1	853067*	
9	Adjusting screw ($\frac{1}{4}$ " UNF special)	1	594991*	
10	Riv-nut adjusting screw ($\frac{1}{4}$ " UNF)	1	514929	
11	Spring—adjusting screw	1	594992*	
12	Plain washer	} Hand throttle		1	851047*	
13	Self locking nut ($\frac{1}{2}$ " UNF)	} cable to engine		1	257401	
14	Anchor bracket, hand throttle cable	1	90613919*	
15	Countershaft	1	613910*	
16	ACCELERATOR CABLE LEVER ASSEMBLY	1	90613913*	
17	Bush for lever	1	613915*	
18	HAND THROTTLE CABLE LEVER ASSEMBLY	1	613916*	
19	Bush for lever	1	613915*	
20	Swivel clamp	1	90568526	

* Asterisk indicates a new part which has not been used on any previous model.

FLYWHEEL AND CLUTCH

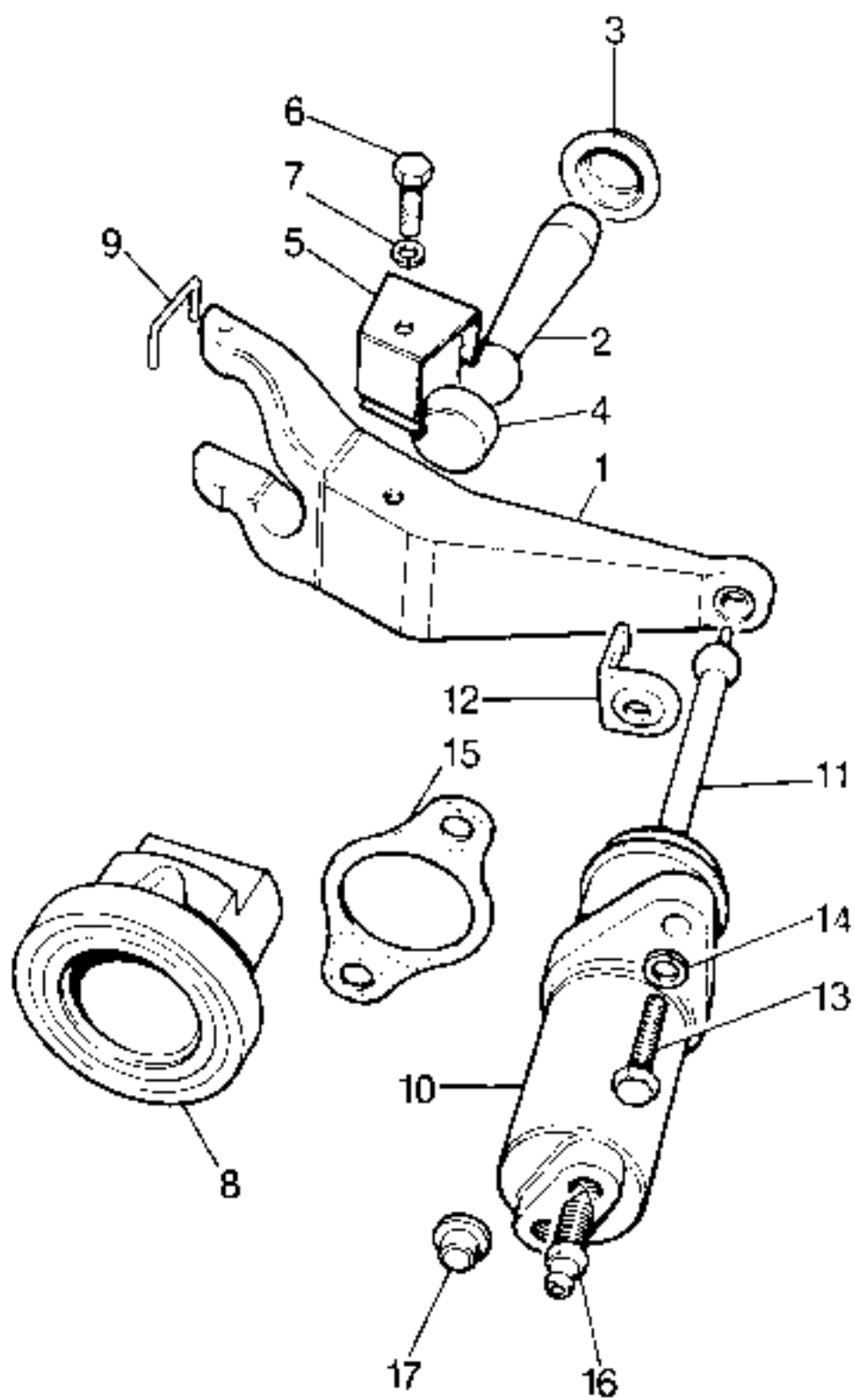


FLYWHEEL AND CLUTCH

Plate Ref	1	2	3	4	DESCRIPTION	Qty	Part No	REMARKS
1					FLYWHEEL ASSEMBLY	1	611324	
2					Dowel, locating clutch cover plate	3	6395	
3					Special bolt, fixing flywheel to crankshaft	6	255466	
4					CLUTCH ASSEMBLY	1	GCC204	
5					CLUTCH PLATE COMPLETE	1	GCP240	
					Lining package for clutch plate	1	607347	
6					Special bolt } Fixing clutch	6	255445	
7					Spring washer } cover to flywheel	6	WM110001	

* Asterisk indicates a new part which has not been used on any previous model.

CLUTCH Release Mechanism

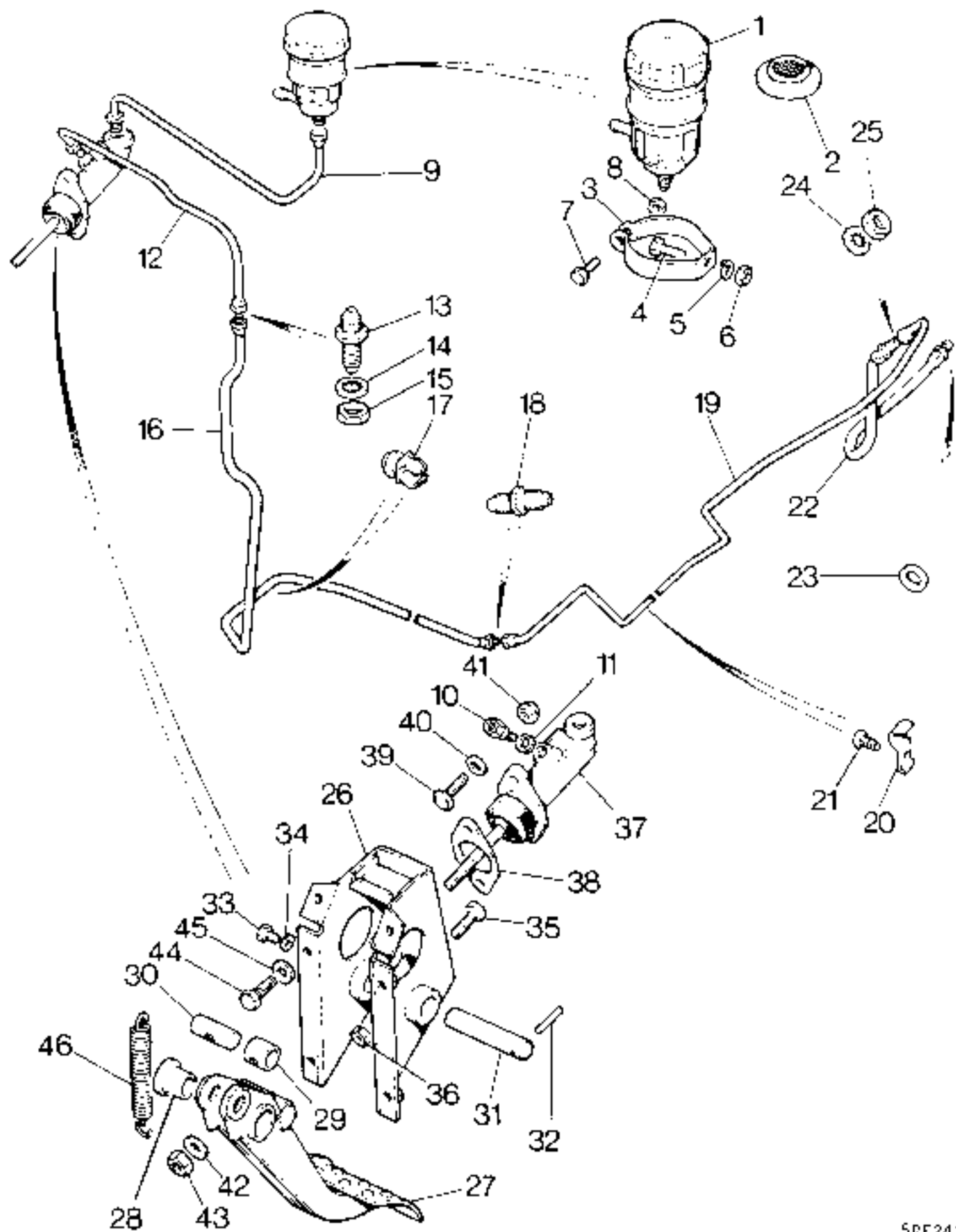


CLUTCH—Release Mechanism

Plate					Qty	Part No.	REMARKS
Ref.	1	2	3	4			
1					1	576137	
2					1	594176*	
3					1	571164	
4					1	571161	
5					1	571163	
6					1	890055	Fixing clip to lever
7							
8					1	GRB229	
9					1	576203	
10					1	591231	
					1	502935	
11					1	571160	
12					1	576723	
13					2	SH108251	Fixing slave cylinder to bell housing
14							
15					1	591989	
16					1	606733	
17					1	594091	

* Asterisk indicates a new part which has not been used on any previous model.

CLUTCH—Master Cylinder, Pipes and Pedal Bracket



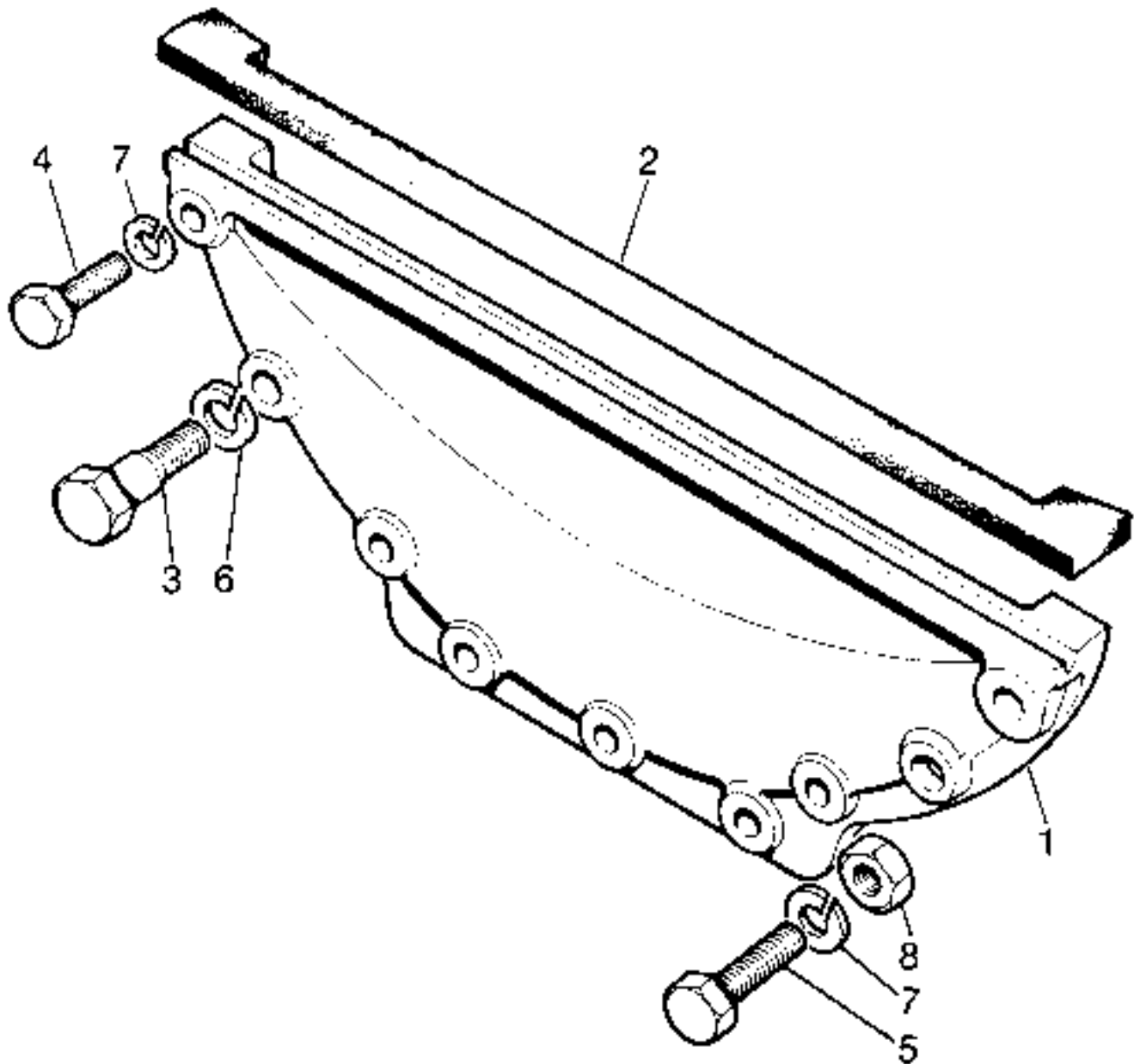
5RE24:

CLUTCH—Master Cylinder, Pipes and Pedal Bracket

Plate Ref	1	2	3	4	DESCRIPTION	Qty	Part No.	REMARKS
1					CLUTCH FLUID RESERVOIR	1	595447*	
2					Nylon filter for reservoir	1	592325	
3					Clip for reservoir	1	90217635	
4					Bolt (M4 × 14) }	1	SH106*41	
5					Spring washer } Fixing clip to bracket	1	WM*06001	
6					Nut (M6) }	1	NH106041	
7					Bolt (M4 × 20) } Clamping clip to reservoir	1	SH104201	
8					Nut (M4) }	1	NH104041	
9					Pipe, reservoir to clutch master cylinder	1	562978	RH Srg
					Pipe, reservoir to clutch master cylinder	1	595420*	LH Srg
10					Adaptor at clutch master cylinder	1	139082	
11					Joint washer for adaptor	1	233220	
12					Pipe, clutch master cylinder to tunnel adaptor	1	595425*	RH Srg
					Pipe, clutch master cylinder to tunnel adaptor	1	NRC1978*	LH Srg
13					Adaptor at tunnel	1	598692*	
14					Shakeproof washer } Securing adaptor	1	90512651	
15					Nut }	1	216912	
16					Pipe, tunnel adaptor to pipe adaptor	1	595431*	
17					Pipe clip	1	79123	
18					Adaptor, clutch pipes	1	598683*	
19					Pipe, adaptor to jump hose bracket	1	NRC1191	
20					Pipe clip	1	50183	
21					Drive screw, clip to LH sidemember	1	72626	
22					Clutch jump hose	1	NRC2128*	
23					Gasket for jump hose	1	216914	
24					Shakeproof washer } Jump hose	1	90512651	
25					Nut } to bracket	1	216912	
					CLUTCH PEDAL AND BRACKET ASSEMBLY	1	595275*	
26					Mounting bracket for clutch pedal	1	594686*	
27					CLUTCH PEDAL ASSEMBLY	1	594657	
28					Bush for clutch pedal	2	272714	
29					Distance piece for pedal trunnion	1	209783	
30					Trunnion for pedal	1	568883	
31					Shaft for pedal	1	272712	
32					Pin locating pedal shaft	1	50446	
33					Oil plug for pedal shaft	1	265202	
34					Joint washer for oil plug	1	3052	
35					Bolt (8 mm × 25 mm) } Pedal stop	1	SH108251	
36					Nut (8 mm) }	1	NH108041	
37					Clutch master cylinder	1	624329*	
					Overhaul kit for clutch master cylinder	1	601611	
38					Gasket for clutch master cylinder	1	592358	
39					Bolt ($\frac{3}{8}$ " UNF × 1 $\frac{1}{8}$ ") } Fixing master cylinder	2	255029	
40					Plain washer } to clutch pedal	2	3830	
41					Self-locking nut ($\frac{3}{8}$ " UNF) } mtg. brkt.	2	252161	
42					Plain washer } Fixing push rod	2	RTC526	
43					Nut ($\frac{3}{8}$ " UNF) } to pedal	2	254831	
44					Screw, self-locking (M6 × 12) } Clutch pedal brkt.	6	624190	
45					Plain washer } to body	6	851041	
46					Return spring for clutch pedal	1	569701	

* Asterisk indicates a new part which has not been used on any previous model.

GEARBOX—Bottom Cover, Bell Housing



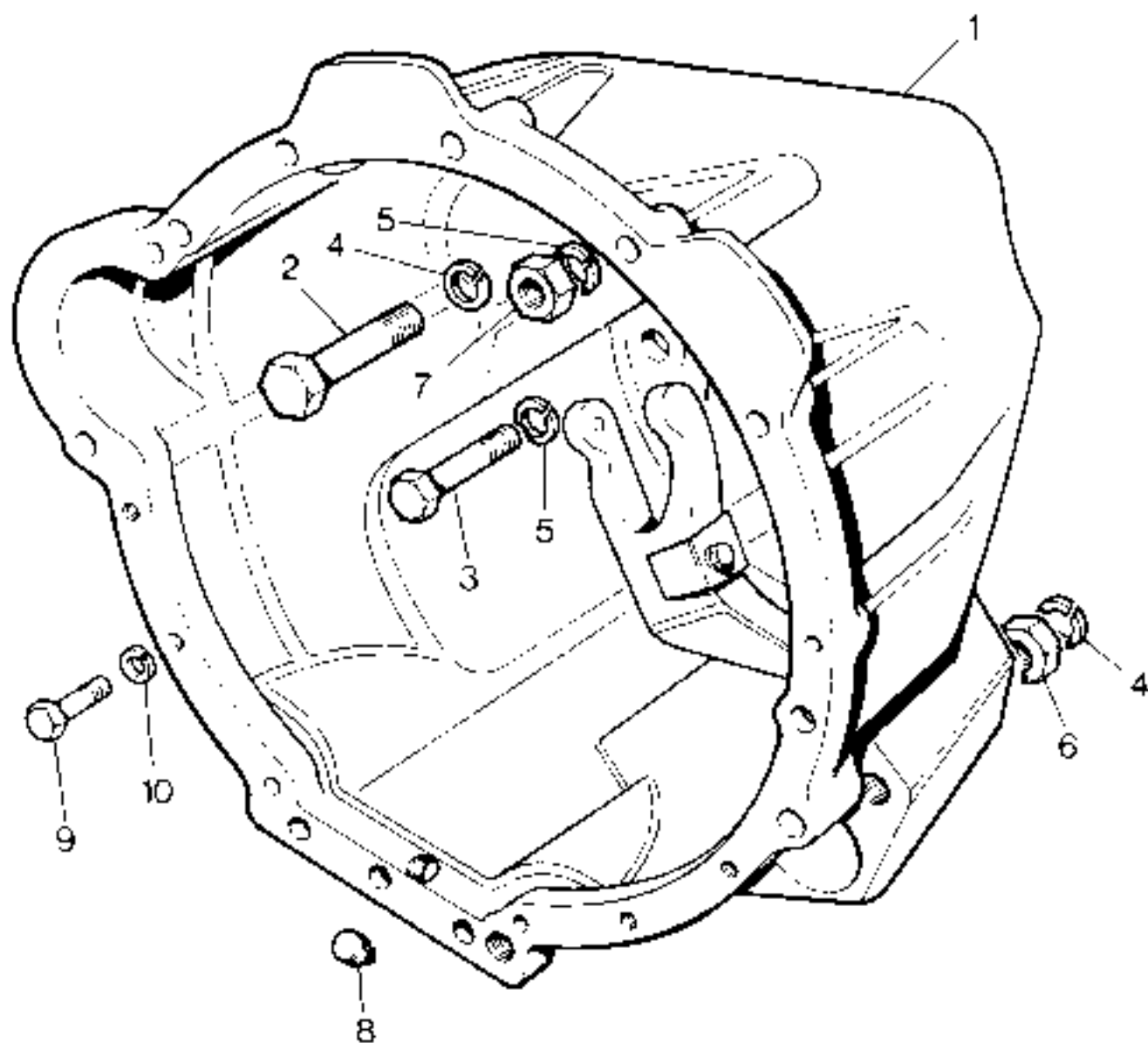
5RE84

GEARBOX—Bottom Cover, Bell Housing

Plate								
Ref.	1	2	3	4	DESCRIPTION	Qty	Part No.	REMARKS
1					Bottom cover for bell housing	1	594086	
2					Seal for bottom cover	1	594087	
3					Special bolt	2	594134*	
4					Bolt (6 mm x 25 mm)	2	890101	} Fixing bottom cover to bell housing
5					Bolt (6 mm x 45 mm)	5	890141	
6					Spring washer (8 mm)	2	810004	
7					Spring washer (6 mm)	7	810005	
8					Nut (6 mm)	5	853051	

* Asterisk indicates a new part which has not been used on any previous model.

GEARBOX—Bell Housing



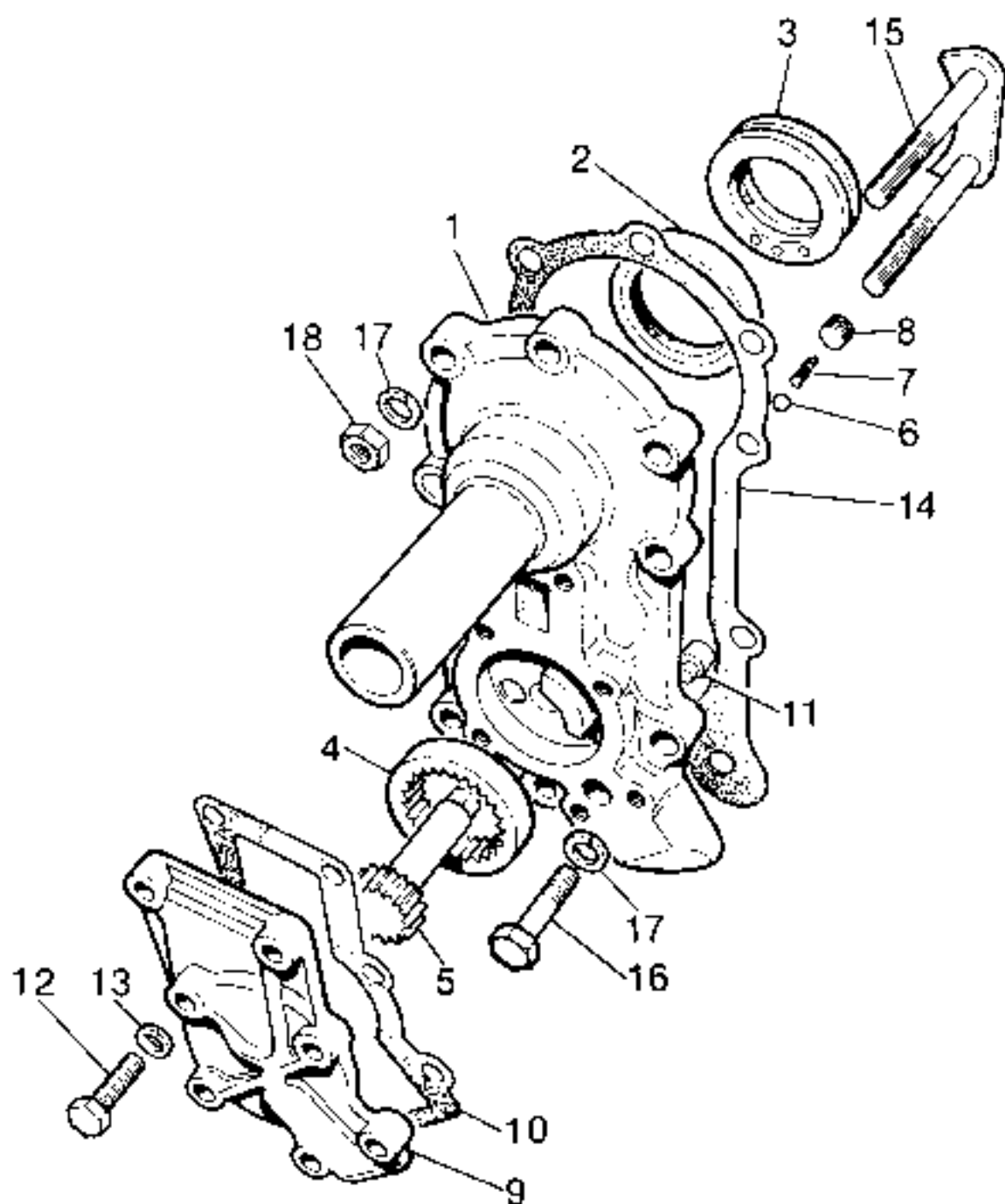
5RE 66

GEARBOX—Bell Housing

Plate								
Ref.	1	2	3	4	DESCRIPTION	Qty	Part No	REMARKS
1					Bell housing	1	575214*	
2					Set bolt (16 mm x 80 mm)	2	896321*	
3					Set bolt (12 mm x 60 mm)	2	896541*	
4					Spring washer	4	810001	} Fixing bell housing to gearbox casing
5					Spring washer	4	810002	
6					Nut (16 mm)	2	853011	} For studs
7					Nut (12 mm)	2	853021	
8					Drain plug ($\frac{1}{2}$ " BSP) for bell housing	1	3290	
9					Bolt ($\frac{3}{8}$ " UNC x 2")	8	254045	} Fixing gearbox to engine
10					Spring washer	8	WM600061	

* Asterisk indicates a new part which has not been used on any previous model.

GEARBOX—Front Cover and Oil Pump

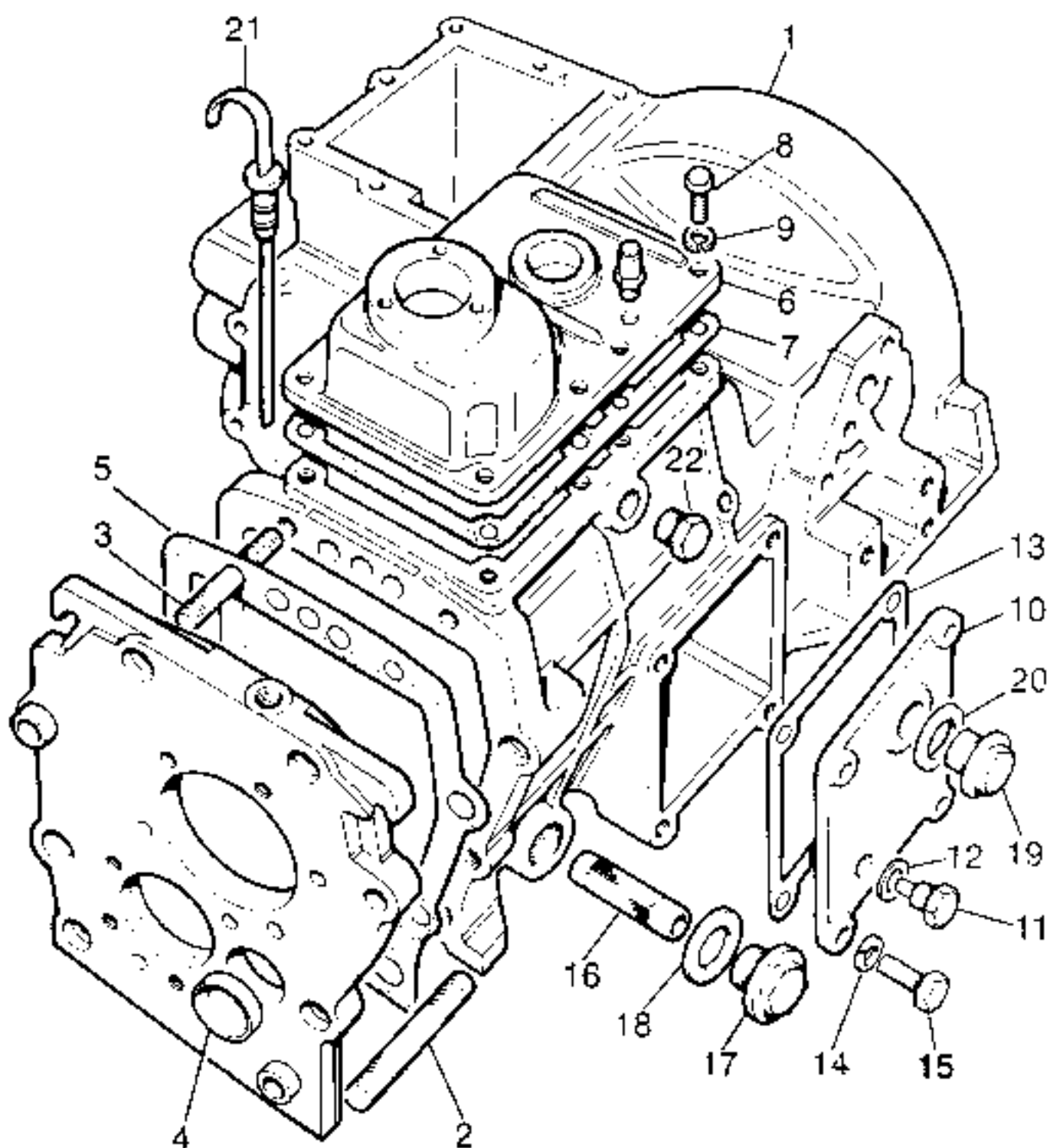


GEARBOX—Front Cover and Oil Pump

Plate Ref	1	2	3	4	DESCRIPTION	Qty	Part No.	REMARKS
1					FRONT COVER AND OIL PUMP ASSEMBLY	1	576340	
2					Oil seal in front cover for primary pinion	1	571059	
3					Oil feed ring	1	591394	
4					Oil pump gear, internal	1	90571086	
5					Oil pump gear, external	1	576342	
6					Ball	1	52459	
7					Spring } For oil pressure relief	1	556239	
8					Plug }	1	571168	
9					Cover for oil pump	1	90571105	
10					Joint washer for oil pump cover	1	90571106	
11					Dowel	1	571134	} Fixing oil pump cover to front cover
12					Set bolt (6 mm x 18 mm)	7	571502	
13					Spring washer	7	810005	
14					Joint washer for front cover	1	571137	
15					Retaining plate for primary pinion bearing	2	571139	
16					Set bolt (8 mm x 30 mm)	5	897001	} Fixing bearing retaining plate and front cover to gearbox
17					Spring washer	9	810004	
18					Nut (8 mm)	4	NH108041	

* Asterisk indicates a new part which has not been used on any previous model

GEARBOX Main and Transfer Casing, Front Portion



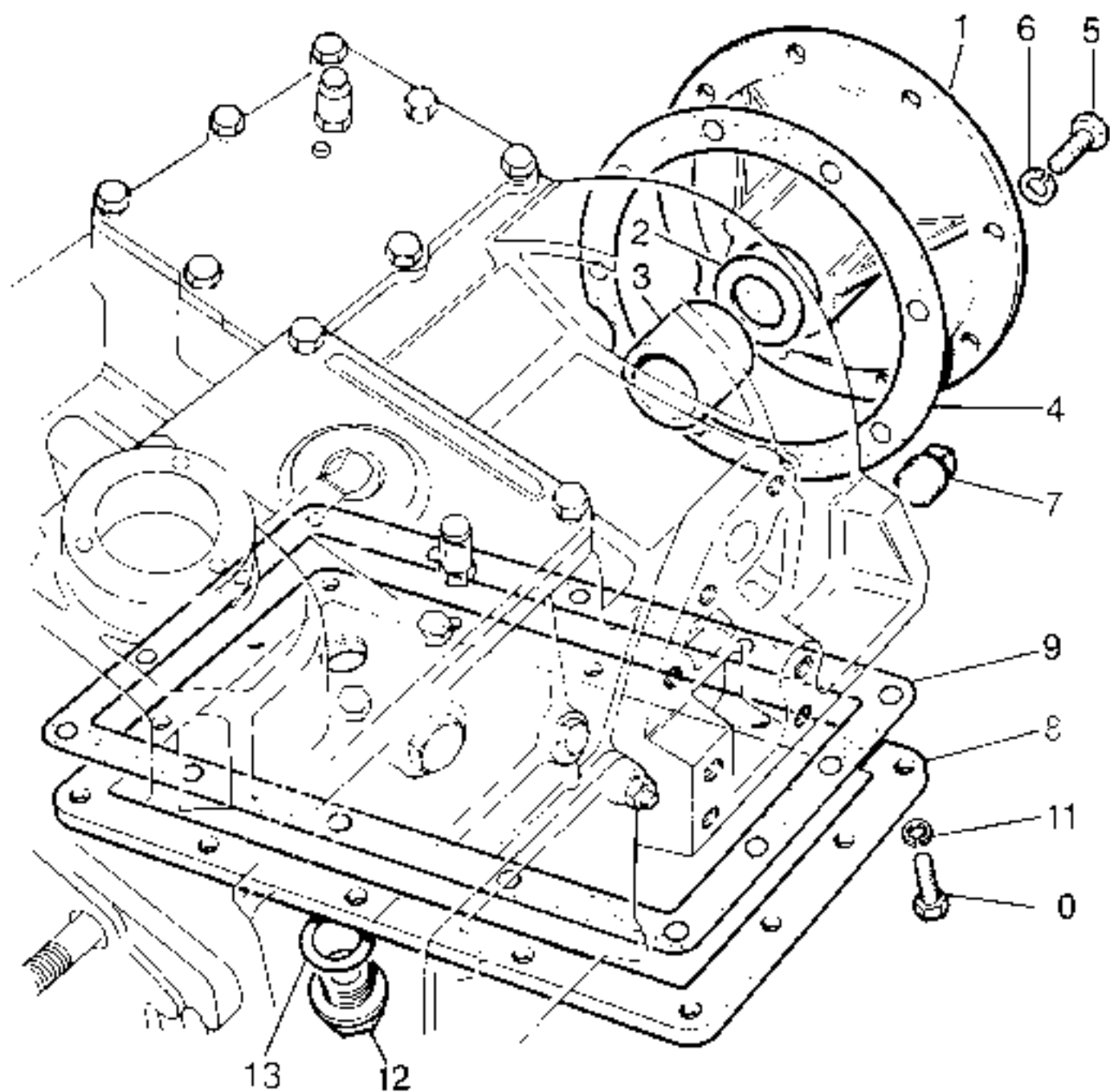
5HE3)

GEARBOX—Main and Transfer Casing, Front Portion

Plate								
Ref	1	2	3	4	DESCRIPTION	Qty	Part No	REMARKS
					GEARBOX COMPLETE ASSEMBLY	1	K07441*	Gearboxes numbered suffix 'A'
					GEARBOX COMPLETE ASSEMBLY	1	RTC2282*	Gearboxes numbered suffix 'B'
1					GEARBOX MAIN AND TRANSFER CASING ASSEMBLY	1	576105	Gearboxes with reverse idler shaft bush
					GEARBOX MAIN AND TRANSFER CASING ASSEMBLY	1	FAC 778	Gearboxes without reverse idler shaft bush
2					Stud (16 mm x 100 mm)	2	571537	
3					Stud (12 mm x 75 mm)	2	571536	
4					Cup plug for reverse shaft aperture	1	591290	
5					Joint washer, bearing plate to gearbox	1	571637	
6					Top cover, main gearbox	1	FRC165	
7					Joint washer for top cover	1	576195	
8					Set bolt (8 mm x 25 mm)	8	889871	} Fixing } top cover
9					Spring washer	8	810004	
10					COVER PLATE ASSEMBLY, REVERSE IDLER ACCESS	1	606417	
11					Magnetic plug	1	599552	
12					Joint washer for plug	1	599642	
13					Joint washer for cover plate	1	571641	
14					Spring washer	4	610013	} Fixing cover plate
15					Screw (M10 x 35)	4	889671*	
16					Oil filter, main gearbox	1	576220	
17					Drain plug, main gearbox	1	90571104	
18					Joint washer for drain plug	1	213964	
19					Oil filter level plug	1	533358	
20					Joint washer for plug	1	6009	
21					Oil level dipstick	1	583780	
22					Plug interlock hole	1	571944	

* Asterisk indicates a new part which has not been used on any previous model.

GEARBOX—Main and Transfer Casing—Rear Portion



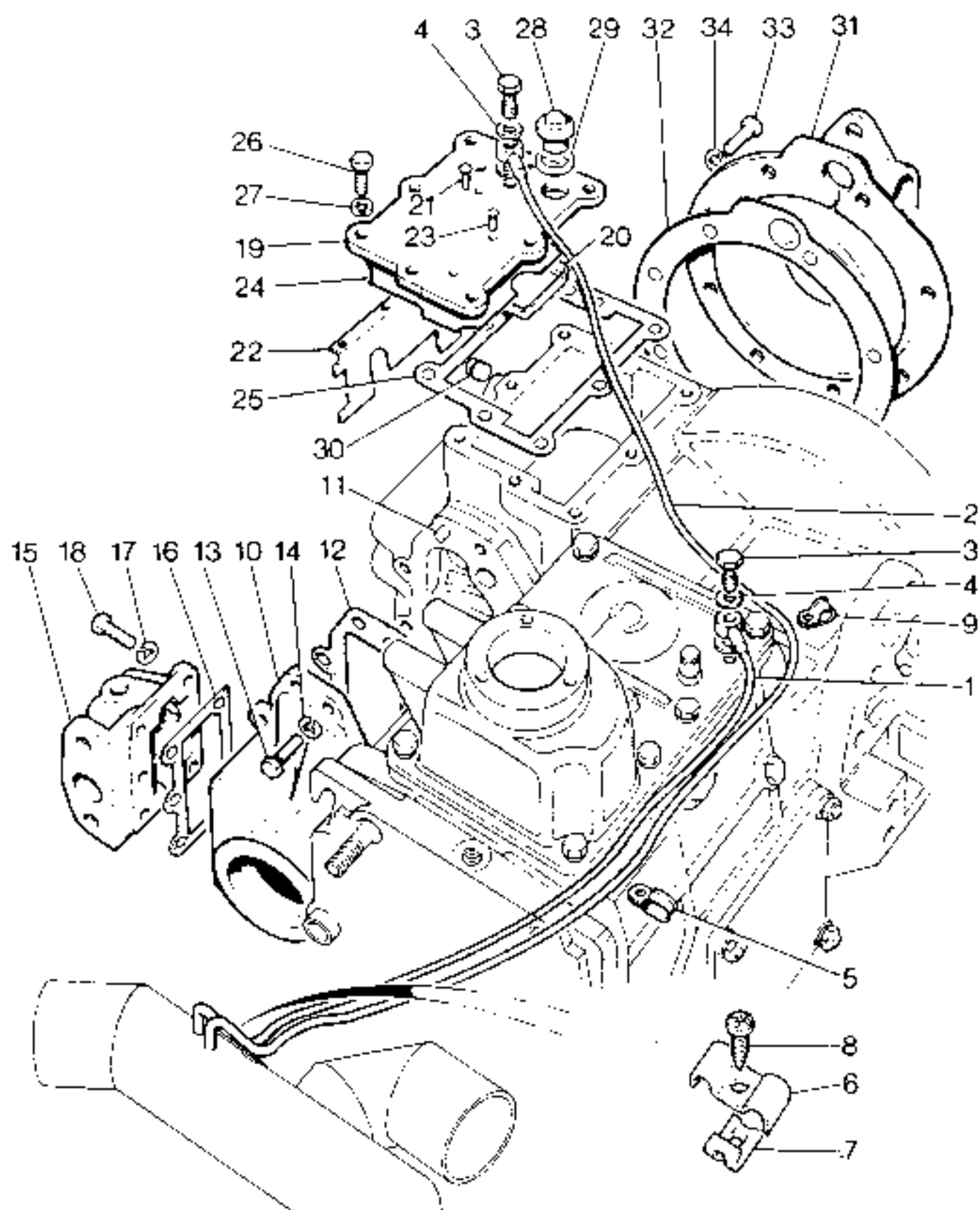
SRE82

GEARBOX—Main and Transfer Casing—Rear Portion

Plate								
Ref	1	2	3	4	DESCRIPTION	Qty	Part No	REMARKS
1					HOUSING ASSEMBLY, REAR MAINSHAFT BEARING	1	571845	
2					Thrust washer	1	571723	
3					Bearing outer race	1	571483	
4					Joint washer for rear mainshaft housing	1	571846	
5					Set bolt (8 mm - 25 mm)	8	889877*	
6					Spring washer	8	810004	
7					Oil level plug ($\frac{1}{2}$ " BSP) for transfer gearbox	1	3292	
8					Bottom cover for transfer gearbox	1	571977	
9					Joint washer for bottom cover	1	571848	
10					Set bolt (8 mm - 25 mm)	14	889877*	
11					Spring washer	14	810004	
12					Drain plug for transfer gearbox	1	90571104	
13					Joint washer for drain plug	1	213964	

* Asterisk indicates a new part which has not been used on any previous model.

GEARBOX—Main and Transfer Casing—Transfer Portion

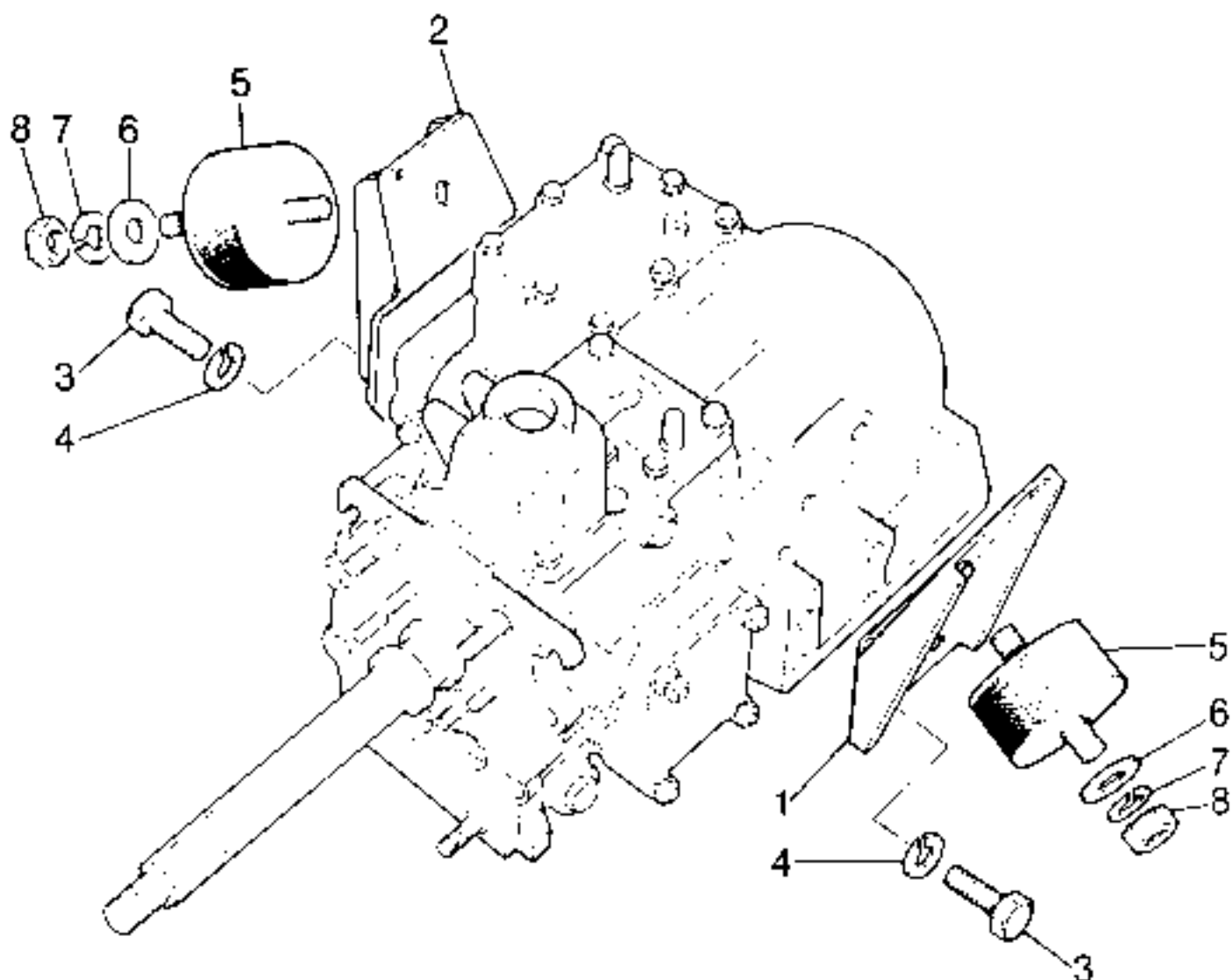


GEARBOX—Main and Transfer Casing—Transfer Portion

Plate Ref	1	2	3	4	DESCRIPTION	Qty	Part No.	REMARKS
1					Remote breather pipe for main gearbox	1	622219	
2					Remote breather pipe for transfer gearbox	1	90622220	
3					Banjo bolt for breather hanjo	2	595475	
4					Fibre washer for breather hanjo	4	599575	
5					Cl p. double. pipe to gearbox top cover	1	622324	
6					Clamp—vent pipes	1	514791	
7					Spire nut	1	78319	} Clamp to air inter duct
8					Screw (No. 10 × 1 1/2)	1	78494	
9					Clip, single, pipe to gearbox	1	219076	
10					Housing for front output shaft	1	576147	
11					Dowel for housing	2	571134	
12					Joint washer for front output shaft housing	1	571876	
13					Set bolt (8 mm × 25 mm)	8	889871	} Fixing front output housing to gearbox casing
14					Spring washer	6	810004	
15					Vacuum actuator housing	1	571959	
16					Joint washer for housing	1	571947	
17					Spring washer	4	811004	} Actuator housing to dog clutch housing
18					Screw (M8 × 20)	4	881191	
19					TOP COVER ASSEMBLY, TRANSFER GEARBOX	1	594489	
20					Baffle for breather	1	576843	
21					Rivet, fixing baffle to top cover	1	RTC616	
22					Baffle, vertical	1	594471	
23					Rivet, fixing baffle	3	2982	
24					insulating pad	1	591803	
25					Joint washer for top cover	1	571979	
26					Set bolt (8 mm × 25 mm)	8	889871	} Fixing top cover to transfer casing
27					Spring washer	8	810004	
28					Oil filler plug (1/2" Gas)	1	533358	} For transfer gearbox
29					Joint washer for plug	1	6009	
30					Plug, detent spring access (1/8" BSP)	1	3250	
31					HOUSING ASSEMBLY FOR SPEEDOMETER DRIVE:	1	90576631	
					Shut (6 mm × 30 mm long)	1	571536	
32					Joint washer for speedometer drive housing	1	571940	
33					Set bolt (8 mm × 25 mm)	8	889877	} Fixing speedometer to transfer gearbox
34					Spring washer	8	810004	

* Asterisk indicates a new part which has not been used on any previous model

GEARBOX—Mountings

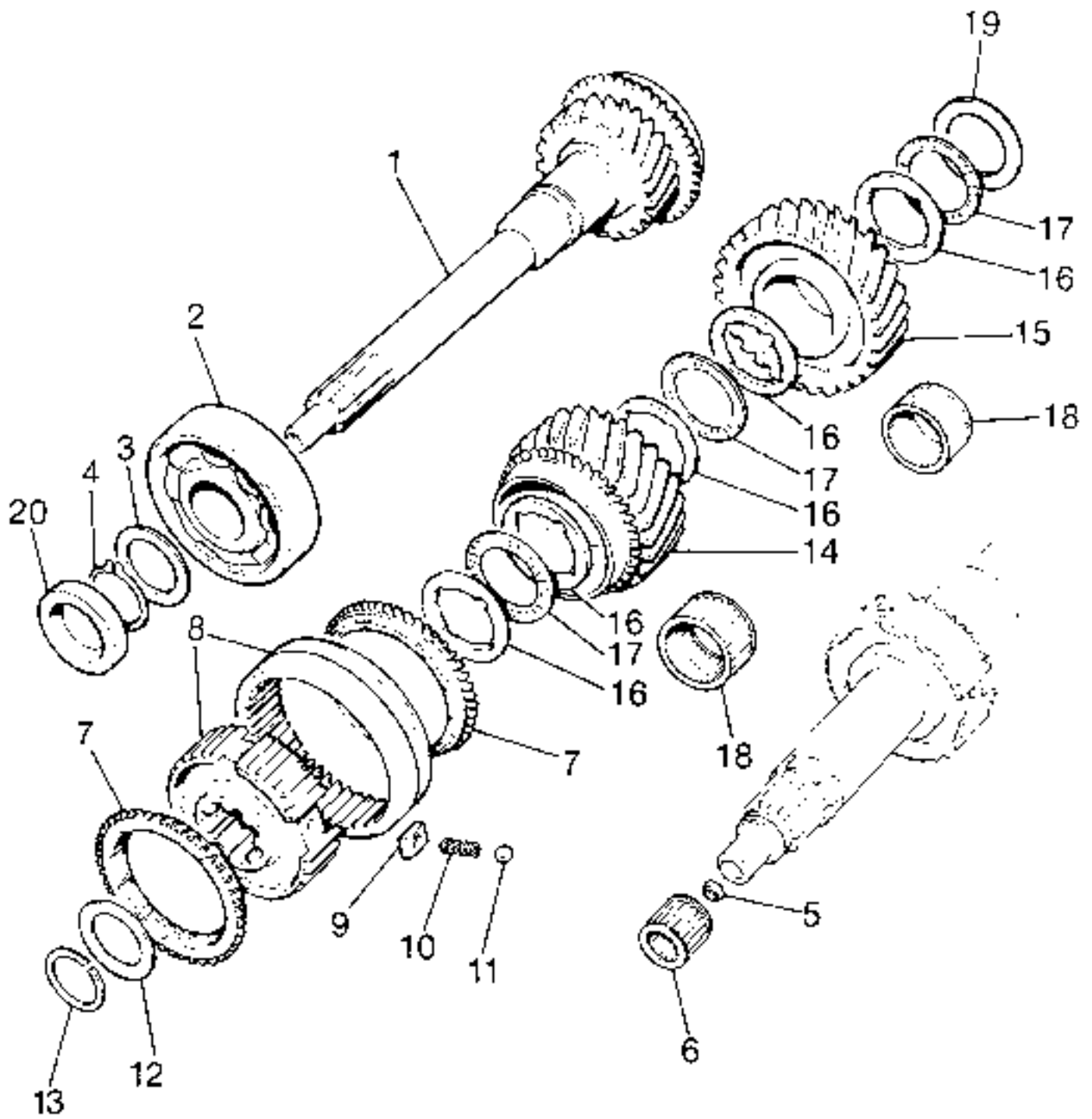


GEARBOX—Mountings

Plate								
Ref.	1	2	3	4	DESCRIPTION	Qty	Part No.	REMARKS
1					Engine mounting bracket, rear, RH	1	594784*	
2					Engine mounting bracket, rear, LH	1	594788*	
3					Bolt (12 mm x 30 mm) } Fixing mounting } brackets to gearbox } casing	8	889445	
4				Spring washer		8	810002	
5					Engine suspension rubber, rear	2	566222	
6					Plain washer } Fixing suspension rubbers Spring washer } to mounting brackets Nut (3/8" UNF) } and chassis	4	WA1100E1	
7						6	WL110001	
8						6	NH606047	

* Asterisk indicates a new part which has not been used on any previous model.

GEARBOX—Primary Pinion, 2nd-3rd Mainshaft Gears

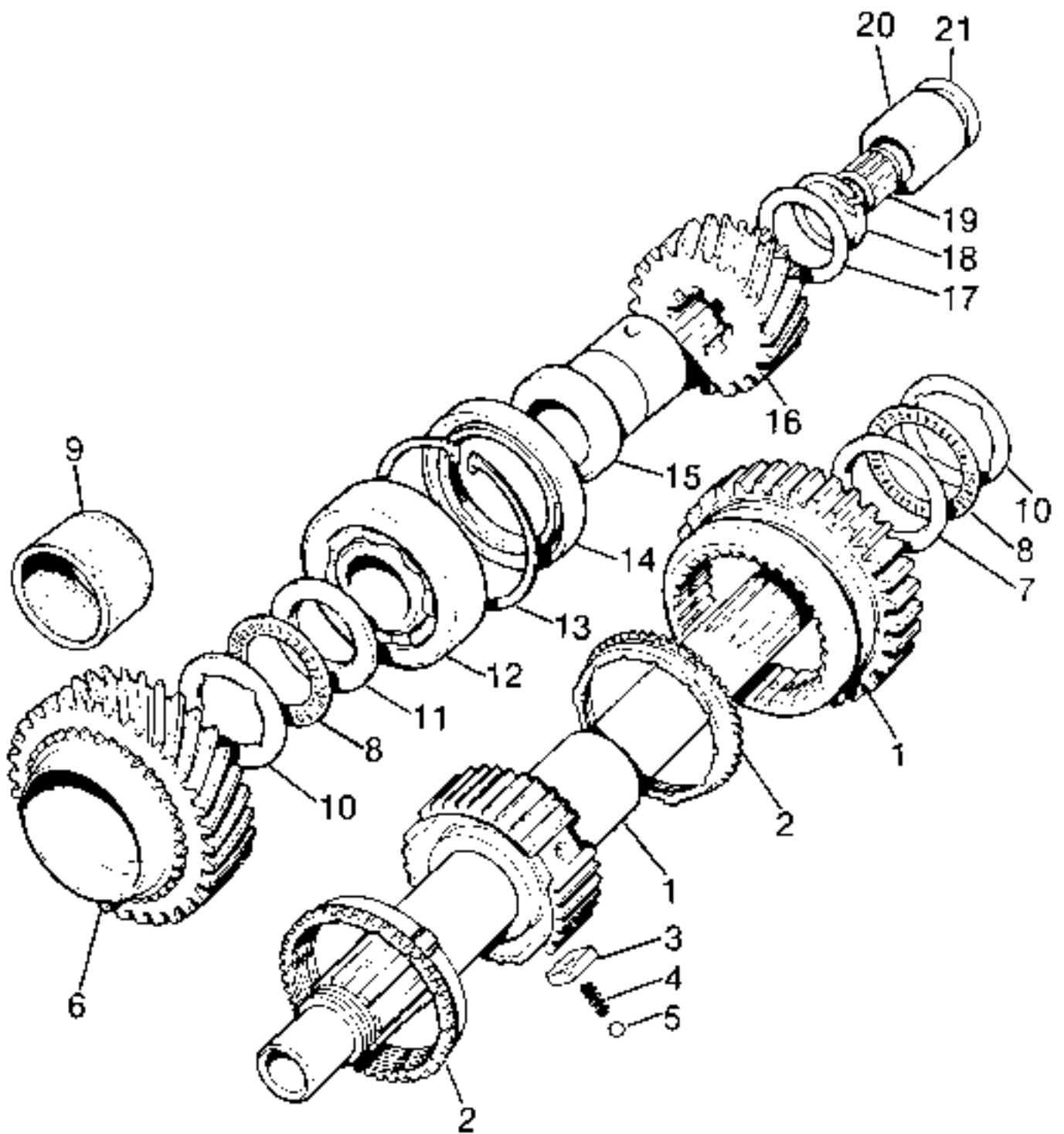


GEARBOX—Primary Pinion, 2nd-3rd Mainshaft Gears

Plate								
Ref.	1	2	3	4	DESCRIPTION	Qty	Part No.	REMARKS
1					PRIMARY PINION COMPLETE	1	FFC134*	
2					Ball bearing for primary pinion	1	593619	
3					Shim, 1.85 mm	A/R	594024	} For primary pinion bearing
					Shim, 1.90 mm	A/R	594023	
					Shim, 1.95 mm	A/R	594022	
					Shim, 2.0 mm	A/R	594021	
					Shim, 2.05 mm	A/R	594020	
					Shim, 2.10 mm	A/R	594019	
					Shim, 2.15 mm	A/R	594018	
4					Clip retaining primary pinion bearing	1	214795	
5					Oil seal for mainshaft, front end	1	571142	
6					Roller bearing for mainshaft spigot	1	571002	
7					Synchromesh cone, female	2	695045	
8					Synchromesh inner and outer member for 3rd-4th gear	1	622165	
9					Sliding block for 3rd-4th gear	3	90571102	
10					Spring	6	502805	
11					Ball synchromesh	6	52159	
12					Shim, 1.85 mm	A/R	90571451	} For 3rd/4th inner member
					Shim, 2.0 mm	A/R	571452	
					Shim, 2.15 mm	A/R	571453	
					Shim, 2.30 mm	A/R	571454	
					Shim, 2.45 mm	A/R	571455	
13					Snap ring, inner member to mainshaft	1	571090	
14					3rd speed mainshaft gear	1	622160	
15					2nd speed mainshaft gear	1	90672161	
16					Thrust washer	5	571086	
17					Thrust needle bearing	3	571057	} For 2nd/3rd mainshaft gears
18					Needle roller bearing	2	594297	
19					Thrust washer for 2nd speed mainshaft gear	1	571931	
20					Oil seal for primary pinion shaft	1	571059	

* Asterisk indicates a new part which has not been used on any previous model.

GEARBOX—First Speed Mainshaft and Transfer Gear

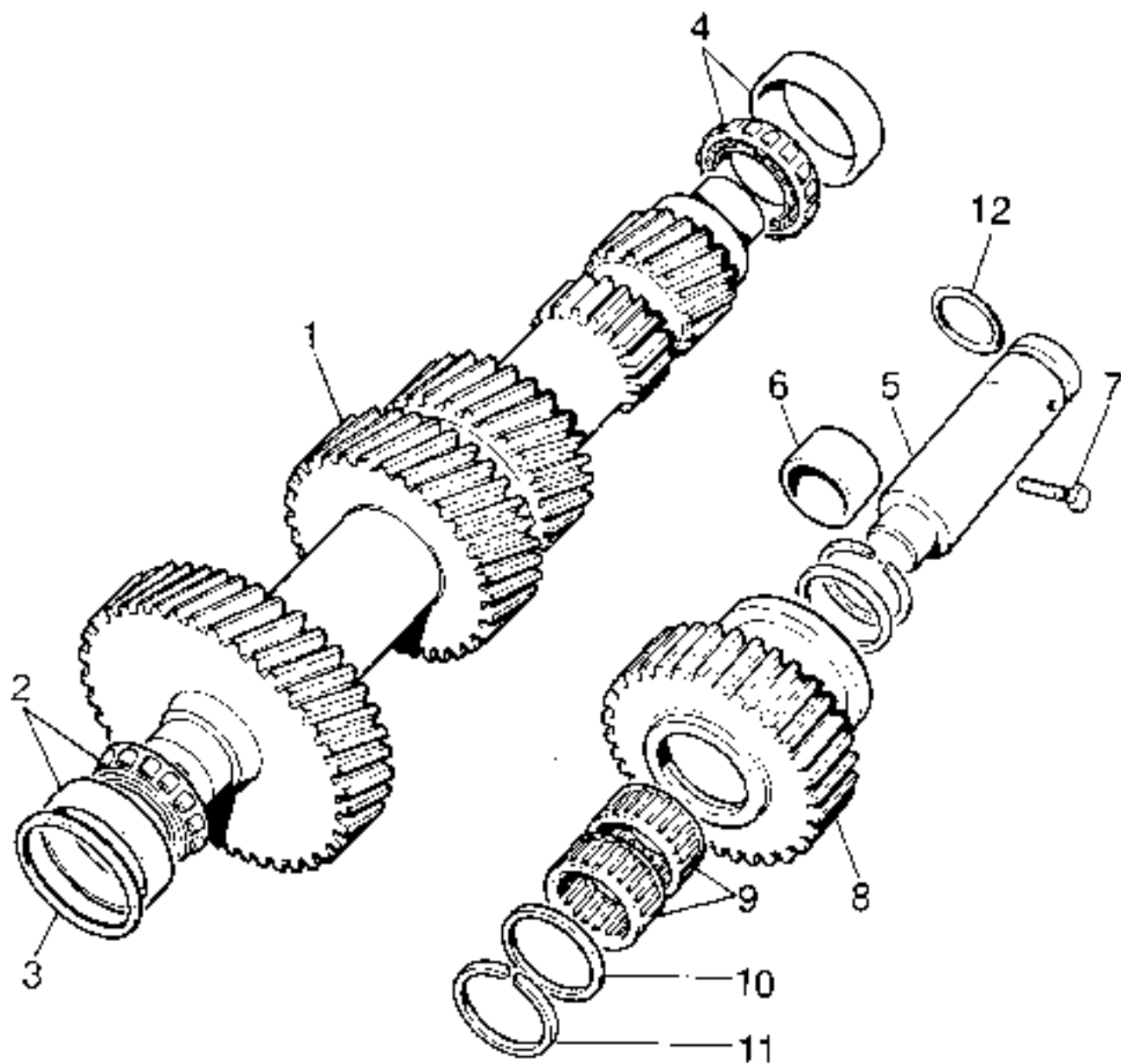


GEARBOX—First Speed Mainshaft and Transfer Gear

Plate Ref	1	2	3	4	DESCRIPTION	Qty	Part No.	REMARKS
1					Mainshaft and synchro. outer member for 1st/2nd, reverse gears, matched pair	1	R1C1587	
2					Synchromesh cone, female for 1st/2nd mainshaft gears	2	593645	
3					Sliding block	3	90571103	
4					Spring—synchromesh	3	503805	} For 1st/2nd gear
5					Bolt	3	52459	
6					1st speed mainshaft gear	1	90622162	
7					Thrust washer, chamfered, front	1	571930	
8					Thrust Needle bearing	2	571064	} For 1st speed mainshaft gear
9					Needle roller bearing	1	594291	
10					Thrust washer, plain	2	571065	
11					Thrust washer, radiused	1	571063	
12					Ball bearing for mainshaft, rear	1	593619	
13					Circlip, retaining rear mainshaft bearing	1	252775	
14					Oil seal for mainshaft, rear	1	571838	
15					Spacer cylinder for mainshaft transfer gear	1	022538	
16					Mainshaft transfer gear	1	90571010	
17					Shim, 1.65 mm	A/R	593814	} For mainshaft transfer gear
					Shim, 1.70 mm	A/R	593815	
					Shim, 1.75 mm	A/R	593816	
					Shim, 1.80 mm	A/R	593817	
					Shim, 1.85 mm	A/R	593818	
					Shim, 1.90 mm	A/R	593819	
					Shim, 1.95 mm	A/R	593820	
					Shim, 2.0 mm	A/R	593821	
18					Snap ring, transfer gear to mainshaft	1	571091	
19					Roller bearing for mainshaft rear	1	571187	
20					Bearing outer race	1	571483	} For mainshaft
21					Thrust washer	1	571723	

* Asterisk indicates a new part which has not been used on any previous model

GEARBOX. Layshaft Gears and Reverse Gear

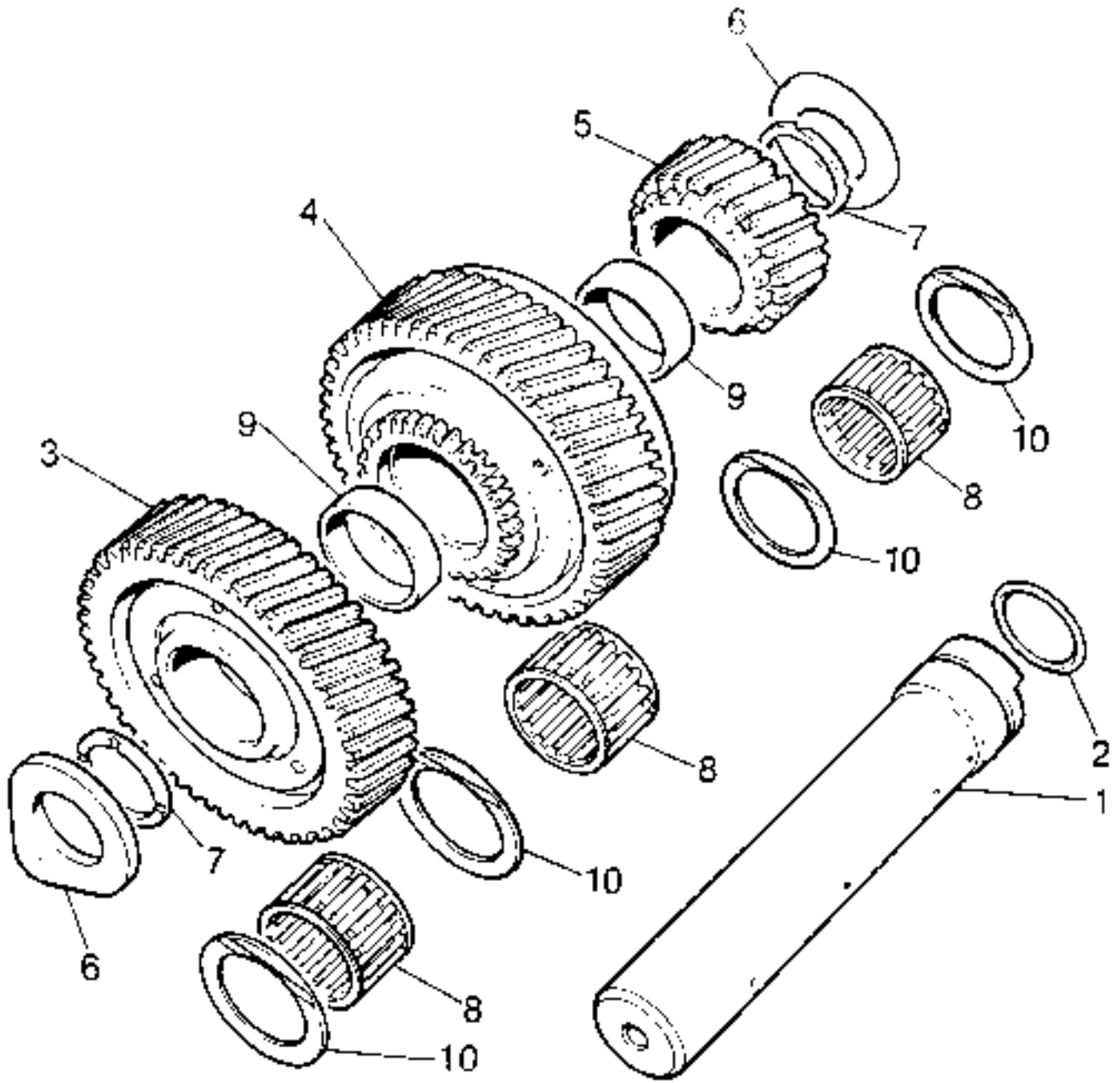


GEARBOX - Layshaft Gears and Reverse Gear

Plate								
Ref.	1	2	3	4	DESCRIPTION	Qty	Part No	REMARKS
					Layshaft gear cluster	1	576343	
2					Taper roller bearing for layshaft, front	1	606472	
3					Shim, 1.55 mm	A/R	576351	
					Shim, 1.60 mm	A/R	576352	
					Shim, 1.65 mm	A/R	576353	
					Shim, 1.70 mm	A/R	576354	
					Shim, 1.75 mm	A/R	576355	
					Shim, 1.80 mm	A/R	576356	
					Shim, 1.85 mm	A/R	576357	
					Shim, 1.90 mm	A/R	576358	
					Shim, 1.95 mm	A/R	576359	
					Shim, 2.00 mm	A/R	576360	
					Shim, 2.05 mm	A/R	576361	
					Shim, 2.10 mm	A/R	576362	
					Shim, 2.15 mm	A/R	576363	
					Shim, 2.20 mm	A/R	576364	
					Shim, 2.25 mm	A/R	576365	
					Shim, 2.30 mm	A/R	576366	
					Shim, 2.35 mm	A/R	576367	
					Shim, 2.40 mm	A/R	576368	
					Shim, 2.45 mm	A/R	576369	
					Shim, 2.50 mm	A/R	576370	
					For layshaft front bearing			
4					Taper roller bearing for layshaft, rear	1	606472	
5					Shaft for reverse idler gear	1	594245	Gearboxes fitted with reverse idler shaft bush
					Shaft for reverse idler gear	1	FRC1743	Gearboxes without reverse idler shaft bush
6					Bush for shaft	1	591271	For use with shaft 594245 only
7					Bolt (M6 x 35) fixing shaft to casing	1	390120	
8					Reverse idler gear	1	594244	
9					Needle roller bearing for reverse gear	2	594389	
10					Washer for roller bearing	2	571885	
11					Clip, retaining roller bearing to gear	2	571144	
12					Sealing ring for reverse idler shaft	1	561599	

* Asterisk indicates a new part which has not been used on any previous model

GEARBOX—Intermediate Gears



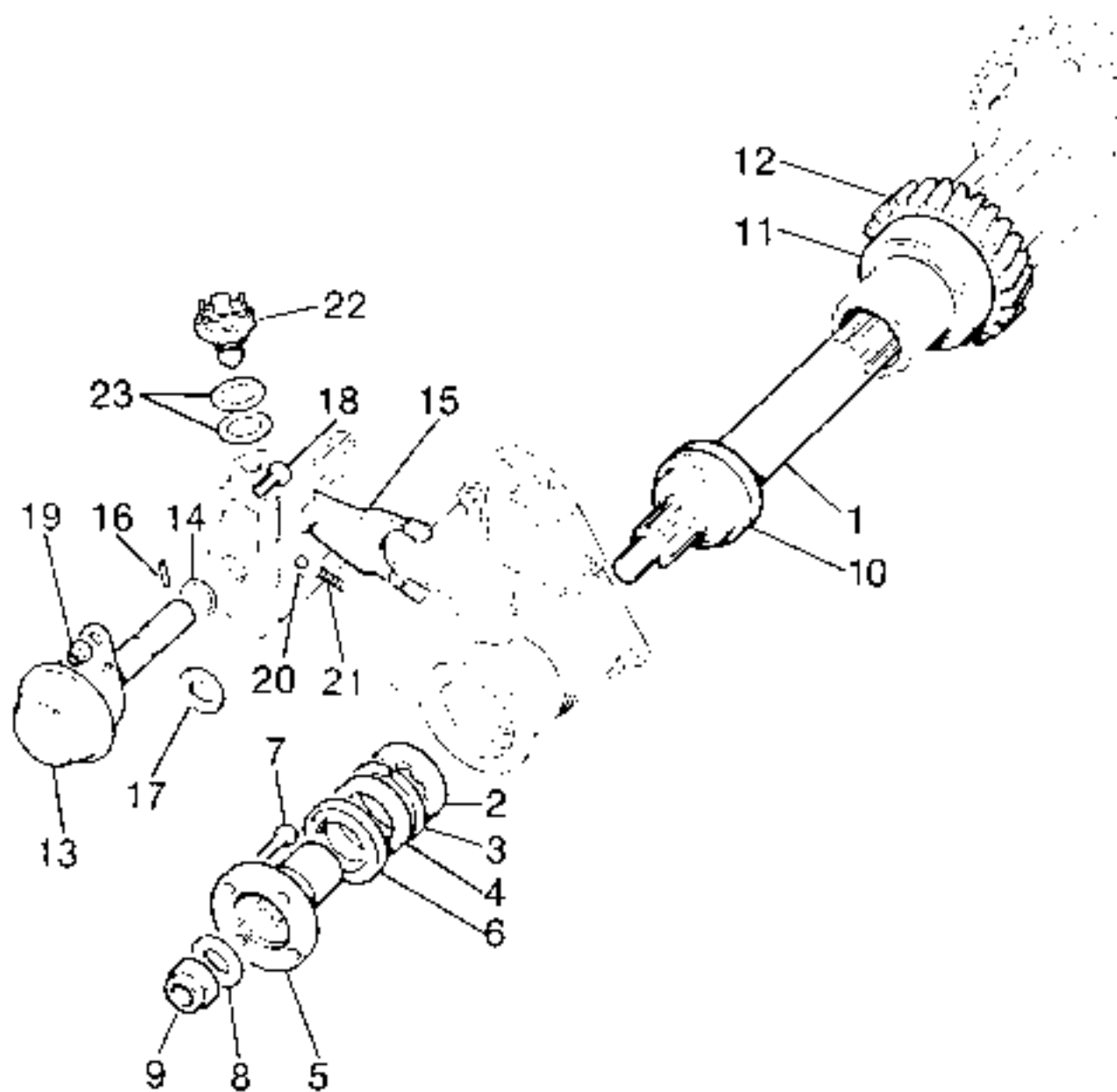
5RE:45

GEARBOX—Intermediate Gears

Plate					Qty	Part No.	REMARKS
Ref.	1	2	3	4			
1					1	FRC209	
2					1	532323	
3					1	599660	Gearboxes numbered suffix 'A'
					1	FRC1798	Gearboxes numbered suffix 'B'
4					1	591888	
5					1	591891	
6					A/R	591899	
					A/R	591897	
					A/R	591898	
7					2	591900	
8					3	594290	
9					2	576683	
10					4	591896	

* Asterisk indicates a new part which has not been used on any previous model.

GEARBOX -Front Output Shaft and Vacuum Actuator

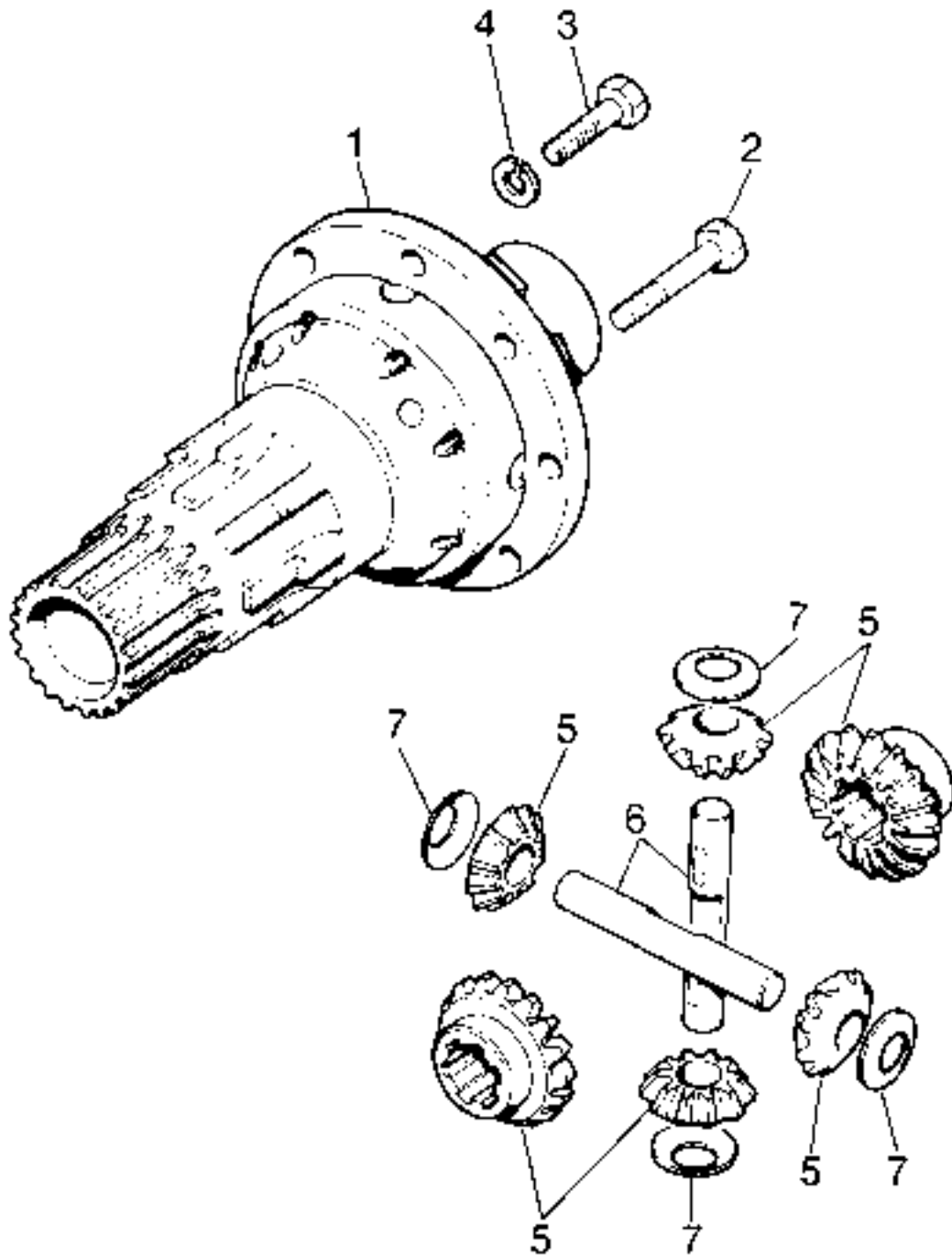


GEARBOX—Front Output Shaft and Vacuum Actuator

Plate								
Ref	1	2	3	4	DESCRIPTION	Qty	Part No	REMARKS
1					Front output shaft	1	594337	
2					Ball bearing for front output shaft	1	217325	
3					Circlip, retaining bearing to shaft	1	217330	
4					Oil seal for shaft	1	571175	
5					COUPLING FLANGE ASSEMBLY, FRONT DRIVE	1	571953	
6					Mudsheld for coupling flange	1	571177	
7					Special bolt, flange to propshaft	4	509045	
8					Plain washer	1	571174	} Fixing flange to front output shaft
9					Self-locking nut (16 mm)	1	910501	
10					Lock-up dog clutch	1	571875	
11					Taper roller bearing, front, for output shaft	1	606473	
12					Output gear, high range	1	571858	Gearboxes numbered suffix 'A'
					Output gear, high range	1	FRC1797	Gearboxes numbered suffix 'B'
13					Vacuum actuator and shaft complete	1	571957	
14					'O' ring, housing to actuator	1	571991	
15					Fork, lock-up dog clutch	1	571956	
16					Spring pin, fork to actuator shaft	1	571158	
17					Joint washer for actuator	1	591345	
18					Bolt (M8x20)	2	889861	} Actuator to housing
19					Self-locking nut (M8)	2	NY106041	
20					Ball, actuator shaft detent	1	571146	
21					Spring for detent	1	593602	
22					Warning switch, lock-up clutch	1	PRC1039	
23					Shim, 0.127 mm	A/R	273595	} For switch
					Shim, 0.508 mm	A/R	3609	

* Asterisk indicates a new part which has not been used on any previous model

GEARBOX—Differential Transfer Gearbox

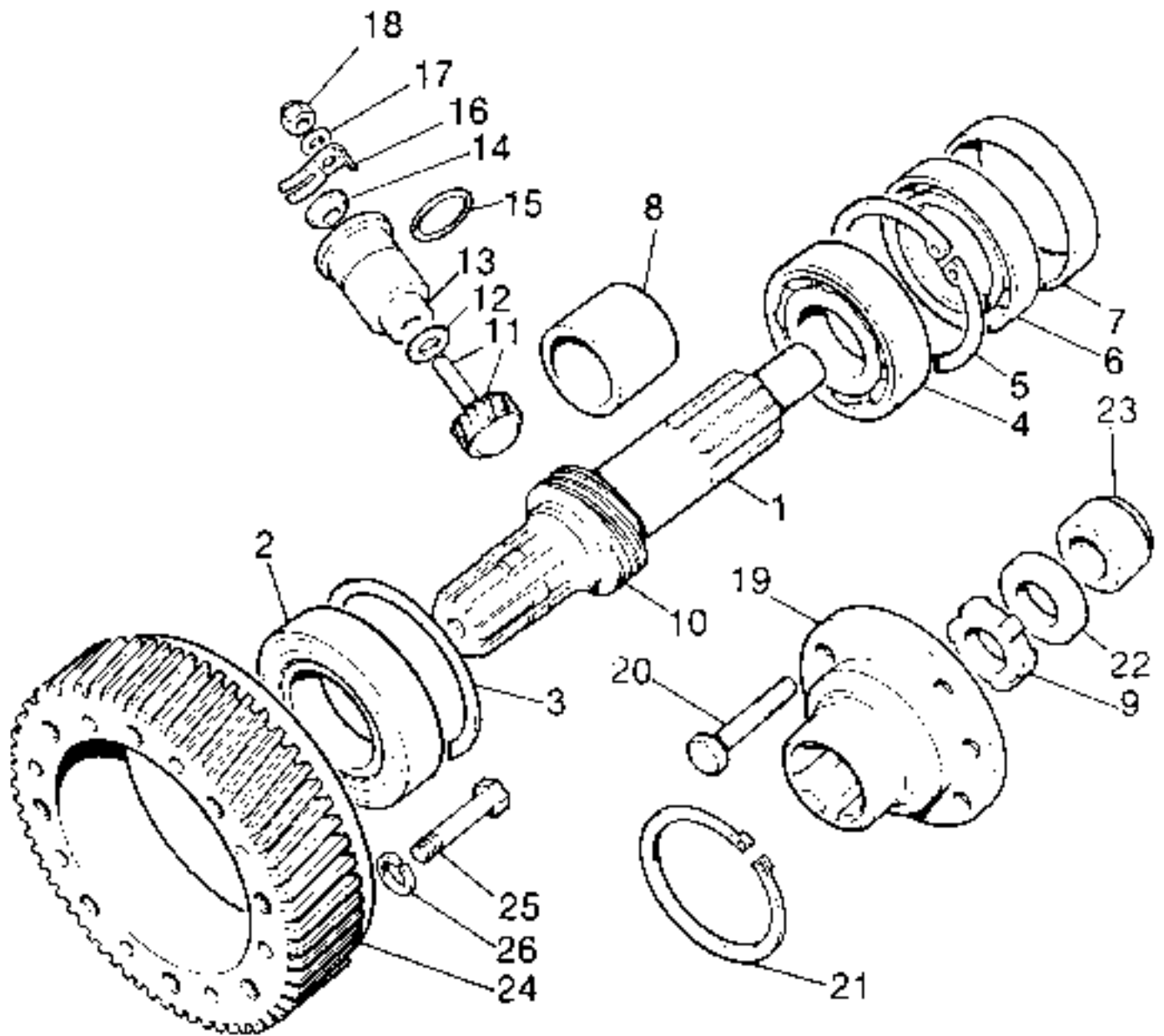


GEARBOX—Differential—Transfer Gearbox

Plate								
Ref.	1	2	3	4	DESCRIPTION	Qty	Part No	REMARKS
1					TRANSFER GEARBOX DIFFERENTIAL ASSEMBLY	1	594340*	
2					Bolt (M10 x 60) casing rear to front .	8	896805*	
3					Bolt (M10 x 35) } Fixing gear	8	896755*	
4					Spring washer } Ring to casing	8	810003	
5					Differential wheel and pin on set	1	608142*	
6					Differential pinion pin set	1	608143*	
7					Thrust washer (part of 608142)	4	558633	

* Asterisk indicates a new part which has not been used on any previous model

GEARBOX Rear Output Shaft, Gears and Speedo Worm Drive

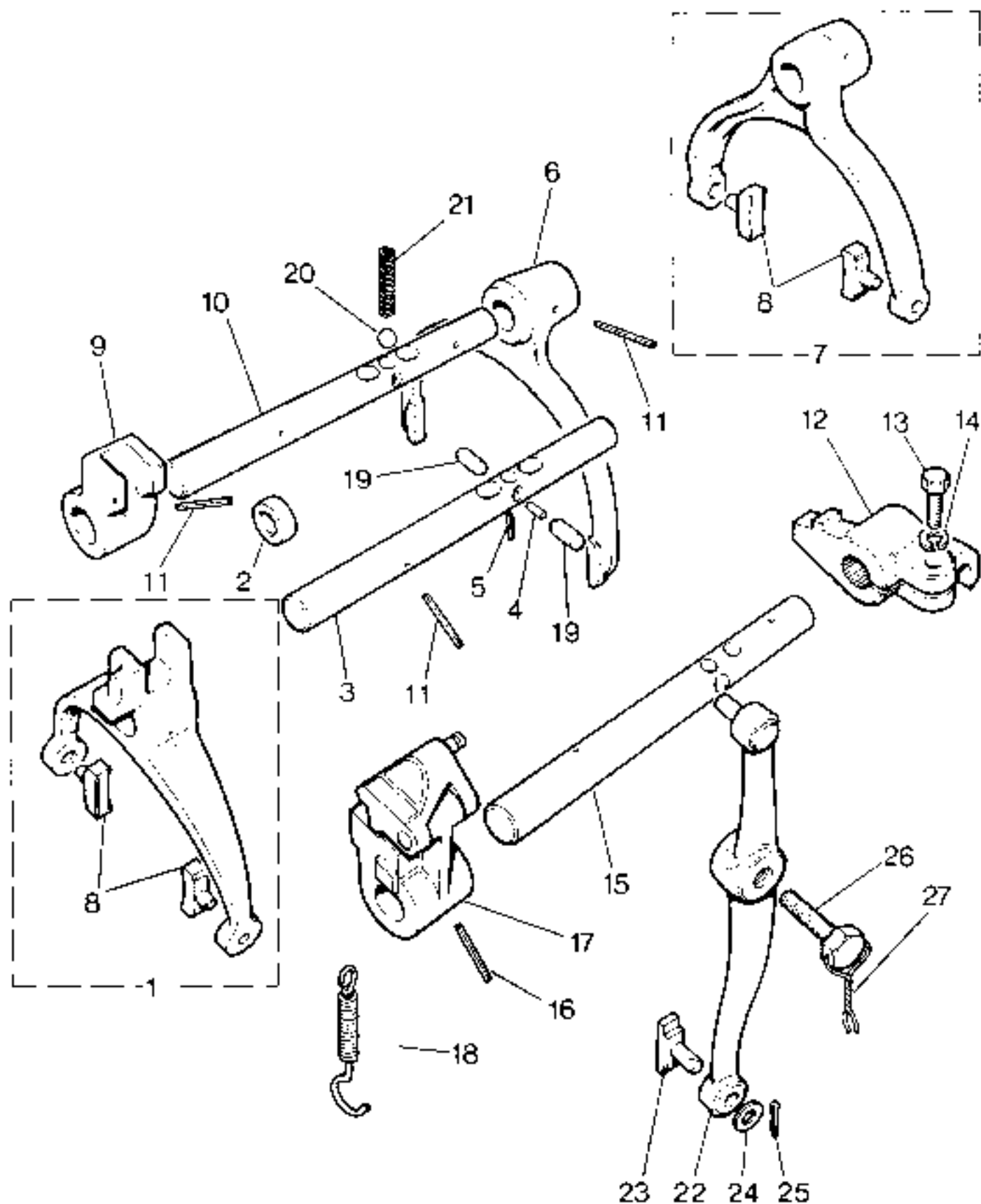


GEARBOX—Rear Output Shaft, Gears and Speedo Worm Drive

Plate Ref.	1	2	3	4	DESCRIPTION	Qty	Part No.	REMARKS
1					Rear output shaft	1	594338	
2					Taper roller bearing, rear, for output shaft	1	6116474	
3					Shim, 1.65 mm	A/R	593694	} For rear roller bearing
					Shim, 1.70 mm	A/R	593695	
					Shim, 1.75 mm	A/R	593696	
					Shim, 1.80 mm	A/R	593697	
					Shim, 1.85 mm	A/R	593698	
					Shim, 1.90 mm	A/R	593699	
					Shim, 1.95 mm	A/R	593700	
					Shim, 2.00 mm	A/R	593701	
					Shim, 2.05 mm	A/R	593702	
					Shim, 2.10 mm	A/R	593703	
					Shim, 2.15 mm	A/R	593704	
					Shim, 2.20 mm	A/R	593705	
					Shim, 2.25 mm	A/R	593706	
					Shim, 2.30 mm	A/R	593707	
					Shim, 2.35 mm	A/R	593708	
					Shim, 2.40 mm	A/R	593709	
					Shim, 2.45 mm	A/R	593710	
					Shim, 2.50 mm	A/R	593711	
					Shim, 2.55 mm	A/R	593712	
					Shim, 2.60 mm	A/R	593713	
					Shim, 2.65 mm	A/R	593714	
					Shim, 2.70 mm	A/R	593715	
					Shim, 2.75 mm	A/R	593716	
					Shim, 2.80 mm	A/R	593717	
4					Ball bearing, rear output shaft	1	GR0203	
5					Circlip, retaining bearing	1	216962	
6					Oil seal	1	90622240	} Speedo housing
7					Oil shield	1	571970	
8					Spacer for output shaft, rear	1	90576632	
9					Oil seal	1	594029	
10					Speedometer worm	1	90576634	
11					Speedometer pinion	1	571975	
12					Thrust washer	1	540530	} For speedometer pinion
13					Sleeve	1	595995	
14					Oil seal	1	528747	
15					O-ring	1	571665	
16					Retaining plate for speedometer pinion and sleeve	1	533765	
17					Plain washer	1	851001	} Fixing retaining plate to speedometer housing
18					Self-locking nut (6 mm)	1	610505	
19					COUPLING FLANGE ASSEMBLY, REAR DRIVE	1	676627	
20					Special bolt, flange to propshaft	4	90576626	
21					Circlip, retaining bolts to flange	1	571682	
22					Plain washer	1	571468	} Fixing flange to rear output shaft
23					Self-locking nut (20 mm)	1	810501	
24					The low range gear is part of differential assembly 594340 as a balanced set and is not available as a separate item.			
25					Bolt (M10 x 35)	8	896755	} Fixing gear ring to casing
26					Spring washer	8	810002	

* Asterisk indicates a new part which has not been used on any previous model

GEARBOX--Selector Shafts and Levers, Main Gearbox



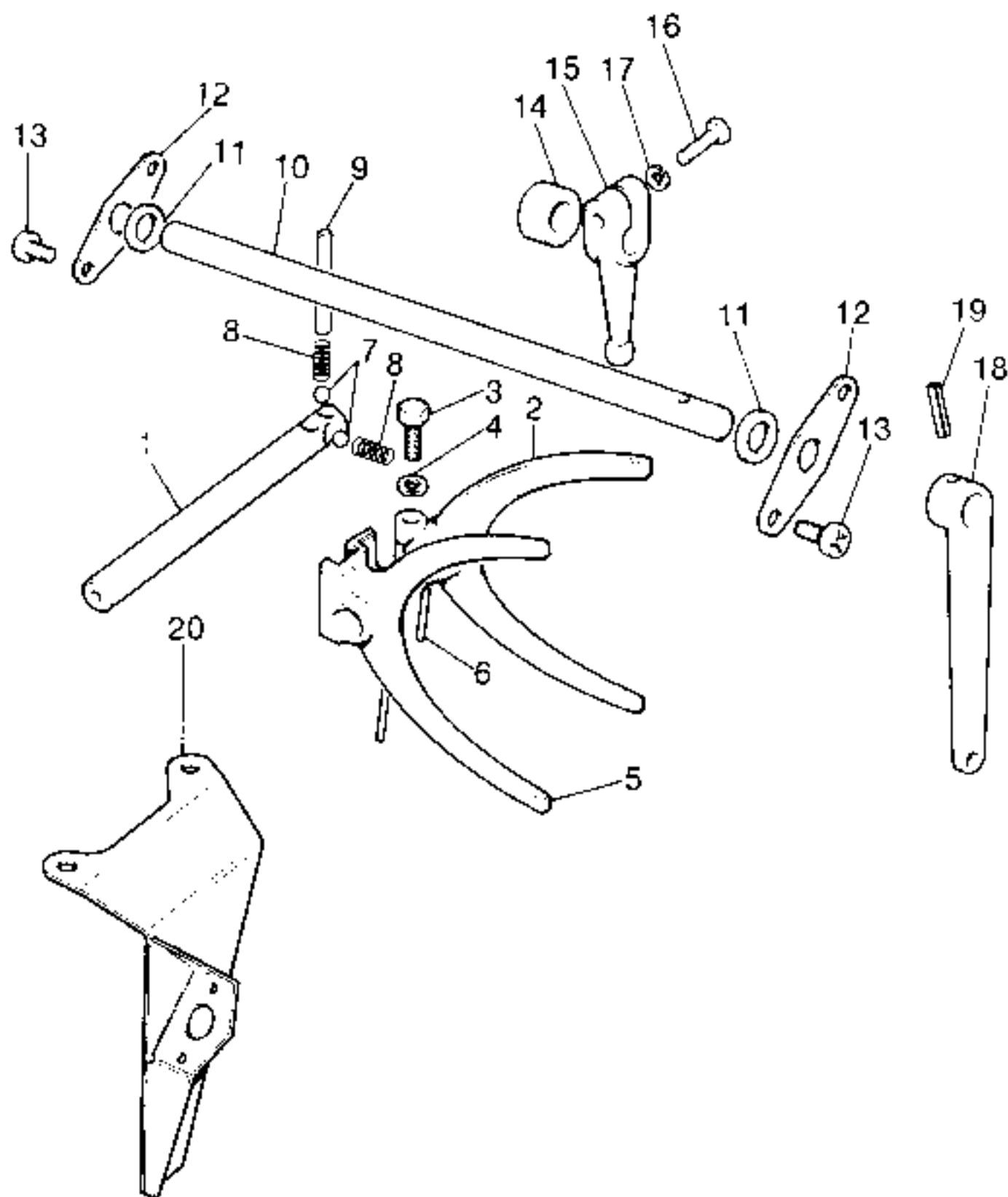
SRE270

GEARBOX— Selector Shafts and Levers, Main Gearbox

Plate:		DESCRIPTION	Qty	Part No.	REMARKS
Ref	1 2 3 4				
1		Selector fork assembly, 3rd and 4th speed	1	RTC1689	
2		Selector fork stop, 3rd gear	1	594434	
3		SHAFT ASSEMBLY FOR FORK, 3rd AND 4th SPEED	1	594189	
4		Interlock pin for selectors	1	90571030	
5		Spring pin, fixing interlock pin	1	571145	
6		Selector fork, 1st and 2nd speed	1	591479	Up to gearbox No. 95600203A
7		Selector fork assembly, 1st and 2nd speed	1	RTC1688	From gearbox No. 95600204A
8		Swivel pad for selector forks	4	622388	
9		Selector jaw, 1st and 2nd speed	1	571026	
10		Selector shaft, 1st and 2nd speed	1	594111	
11		Spring pin, fixing forks and jaws	4	571158	
12		Selector finger, reverse	1	593991	
13		Bolt (M8 x 25) } Fixing finger to shaft	1	889871	
14		Spring washer }	1	810004	
15		Selector shaft, reverse	1	594089	
16		Spring pin fixing reverse jaw	1	571155	
17		Reverse stop hinge and jaw assembly	1	594100	
18		Coil spring, for reverse stop	1	591320	
19		Interlock plunger, for selectors	2	571982	
20		Steel ball for selectors	3	571140	
21		Selector detent spring, forward	2	593802	
		Selector detent spring, reverse	1	571439	
22		REVERSE CROSS-OVER LEVER ASSEMBLY	1	576656	
23		Selector foot for reverse lever	1	571043	
24		Plain washer } Fixing selector foot to lever	1	850801	
25		Split pin }	1	3958	
26		Special bolt, reverse lever pivot	1	90576658	
27		Locking wire for bolt	A. R.	80680	

* Asterisk indicates a new part which has not been used on any previous model.

GEARBOX—Selectors and Levers, Transfer Gearbox



GEARBOX -Selectors and Levers, Transfer Gearbox

Plate		DESCRIPTION	Qty	Part No.	REMARKS
Ref	1 2 3 4				
1		Selector shaft } Transfer	1	571981	
2		Selector fork } gear change	1	571983	
3		Set bolt (8 mm x 30 mm) } Fixing fork to	1	897001	
4		Spring washer } selector shaft	1	810004	
5		Selector jaw fork, transfer gear change	1	571982	
6		Spring pin fixing jaw and fork to selector shaft	1	571158	
7		Steel ball for selectors	2	571146	
8		Selector detent spring	2	593802	
9		Spacing rod for detent spring	2	571980	
10		Cross-shaft, transfer gear change	1	576344	
11		Sealing ring cross shaft	2	272596	
12		Retaining plate	2	576148	
13		Set screw (M8 - 16) retaining plate	4	881181	
14		Spacer for cross-shaft	1	593983	
15		Selector finger for cross-shaft	1	593981	
16		Set bolt (8 mm x 25 mm) } Fixing selector	1	889875	
17		Spring washer } finger to cross-shaft	1	810004	
18		Lever, high/low cable control	1	593976*	
19		Spring pin, lever to shaft	1	576779	
20		Anchor bracket	1	593977*	

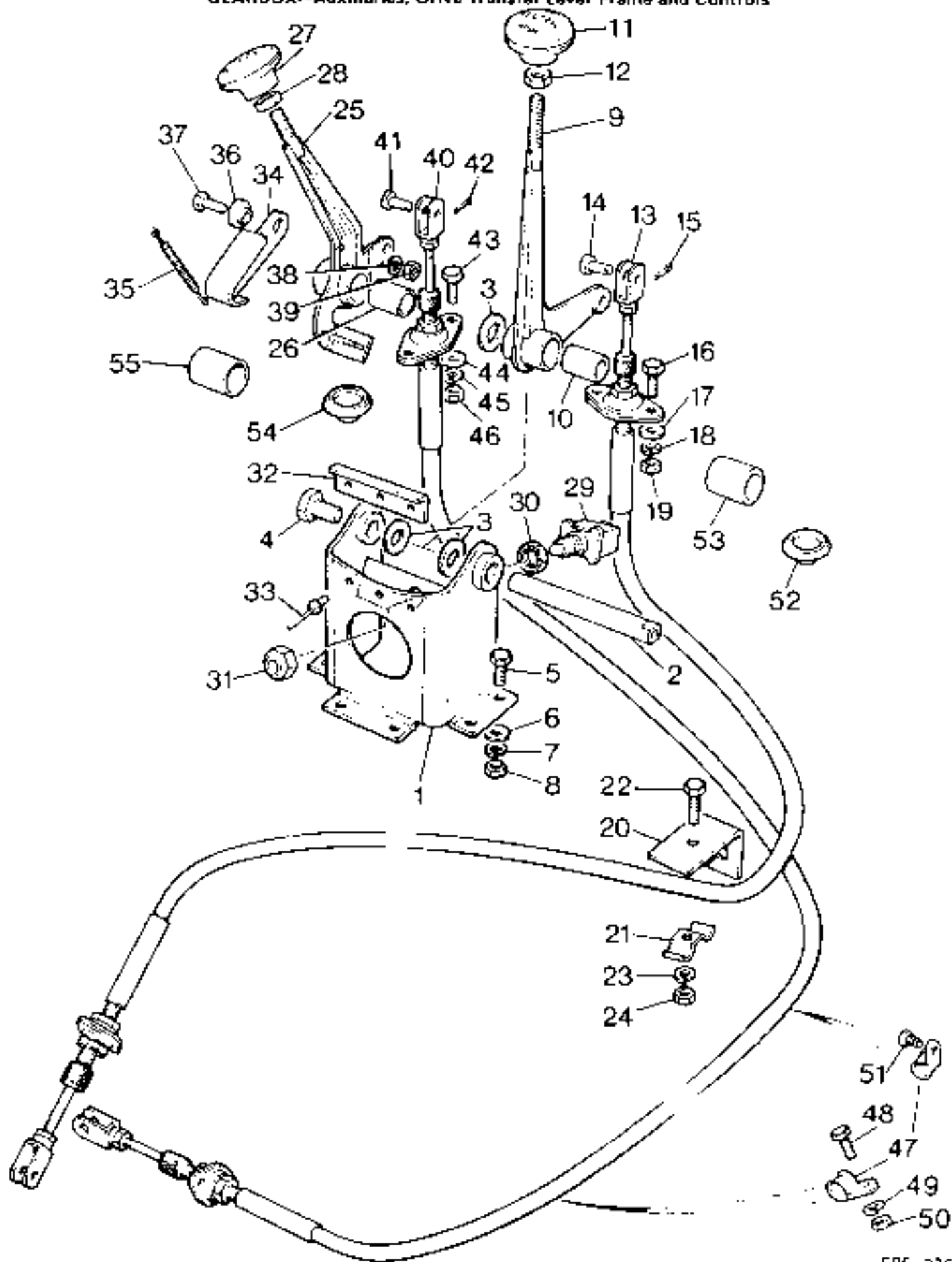
* Asterisk indicates a new part which has not been used on any previous model.

GEARBOX—Main Gear Lever and Linkage

Plate	DESCRIPTION				Qty	Part No.	REMARKS
Ref	1	2	3	4			
					1	624294*	RH Stg
					1	624295*	LH Stg
1					1	598748*	RH Stg
					1	598749*	LH Stg
2					1	550873	
3					1	571881	
4					1	571661	
5					1	219714	
6					1	219721	
7					1	544325	
8					1	543091	
9					1	219797	
10					4	90215647	} Fixing housing
11					4	WM600051	
12					1	594727*	
13					2	594730*	} Fixing tube to levers
14					2	896505*	
15					2	552338	
16					2	810502	
17					3	576319	
					1	622302*	
18					1	622300*	
19					1	550873	
20					1	622304*	
21					1	622301*	
22					1	578317	
23					1	90576646	
24					1	622387*	
25					1	576320	
26					1	614870*	
27					2	253027	} Bracket to mounting bracket
28					2	4047	
29					2	WM600051	

* Asterisk indicates a new part which has not been used on any previous model.

GEARBOX--Auxiliaries, Drive Transfer Lever Frame and Controls



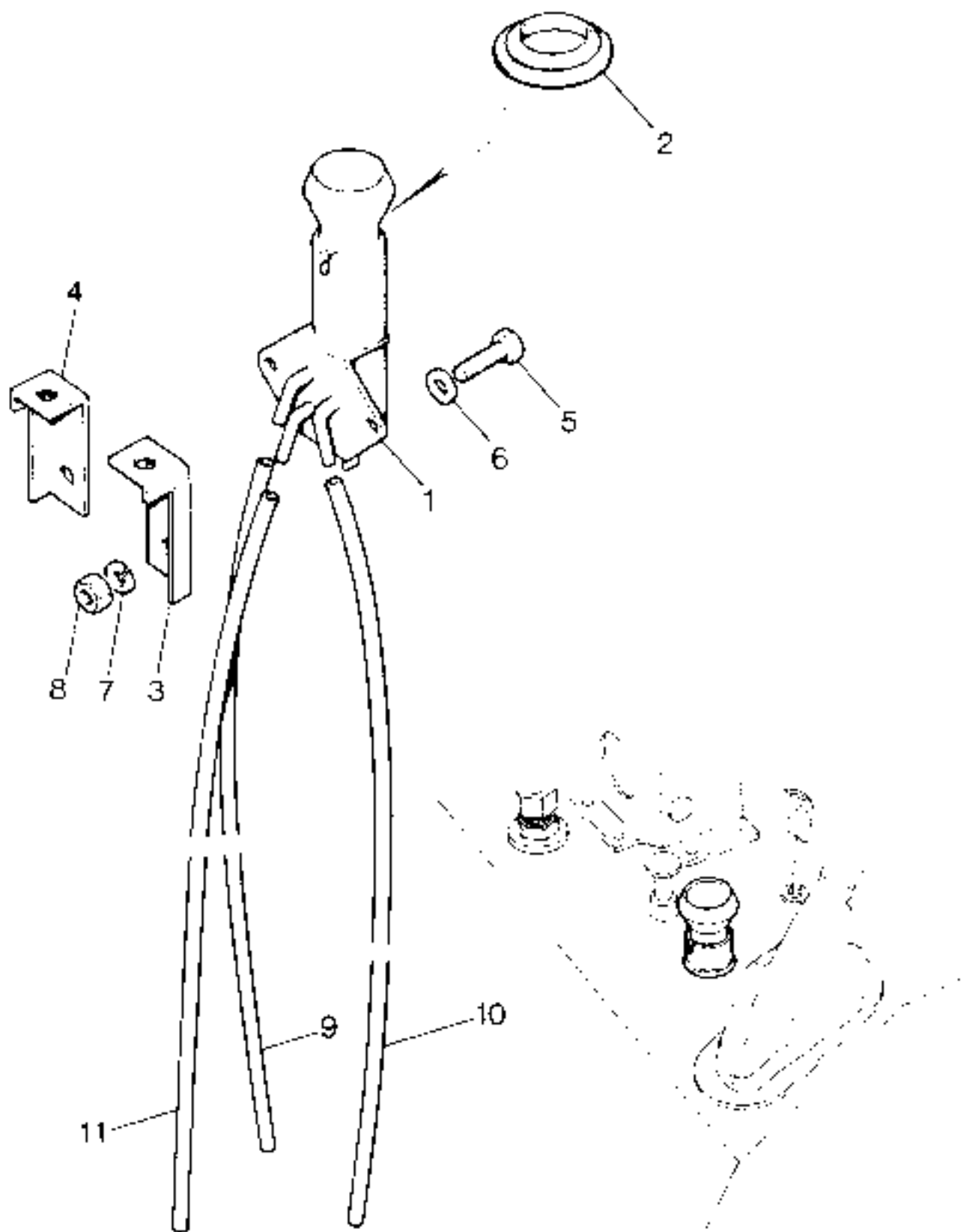
SRE 376

GEARBOX – Auxiliaries, Drive Transfer Lever Frame and Controls

Plate		DESCRIPTION	Qty	Part No.	REMARKS
Ref	1 2 3 4				
52	Blanking plug	2	338020	} Only used when which is not fitted
53	Spacer	1	595230*	
54	Blanking plug	2	338020	
55	Spacer	1	595230*	

* Asterisk indicates a new part which has not been used on any previous model.

GEARBOX Vacuum Control Valve



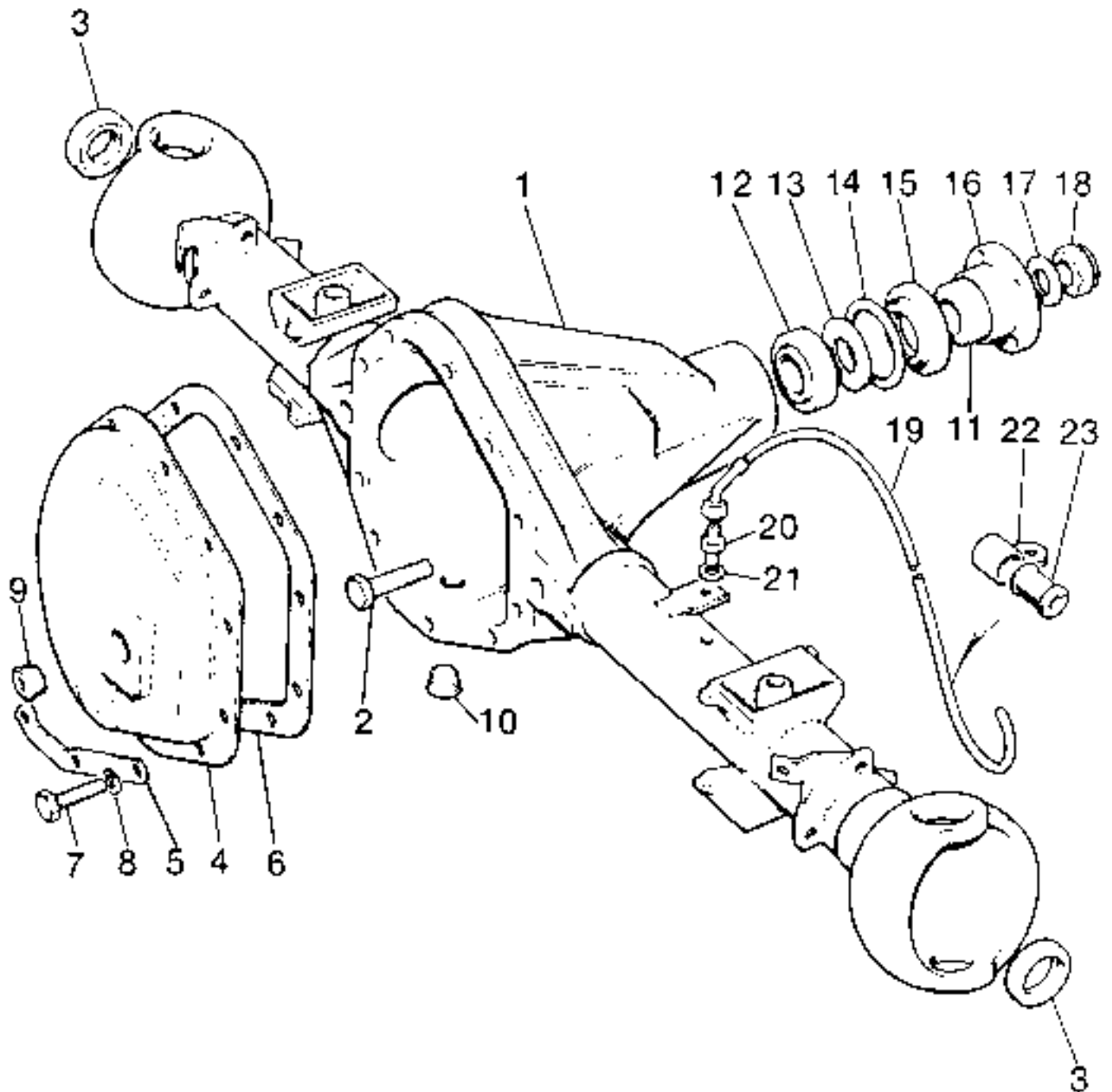
5RE373

GEARBOX – Vacuum Control Valve

Plate								
Rn*	1	2	3	4	DESCRIPTION	Qty	Part No	REMARKS
	1				Vacuum control valve	1	622141	
	2				Gasket for sealing control valve	1	233246	
	3				Mounting bracket for control valve RH	1	399041*	
	4				Mounting bracket for control valve LH	1	399042*	
	5				Screw (M6 x 12)	4	890001	
	6				Plain washer	4	851001	Fixing brackets and control valve to radiator duct
	7				Spring washer	4	810005	
	8				Nut (M6)	4	NH100041	
	9				Pipe engine to valve	1	594233*	Vacuum control valve to actuator
	10				Pipe block	1	598703*	
	11				Pipe nutral	1	594232*	

* Asterisk indicates a new part which has not been used on any previous model

AXLES—Front Assembly

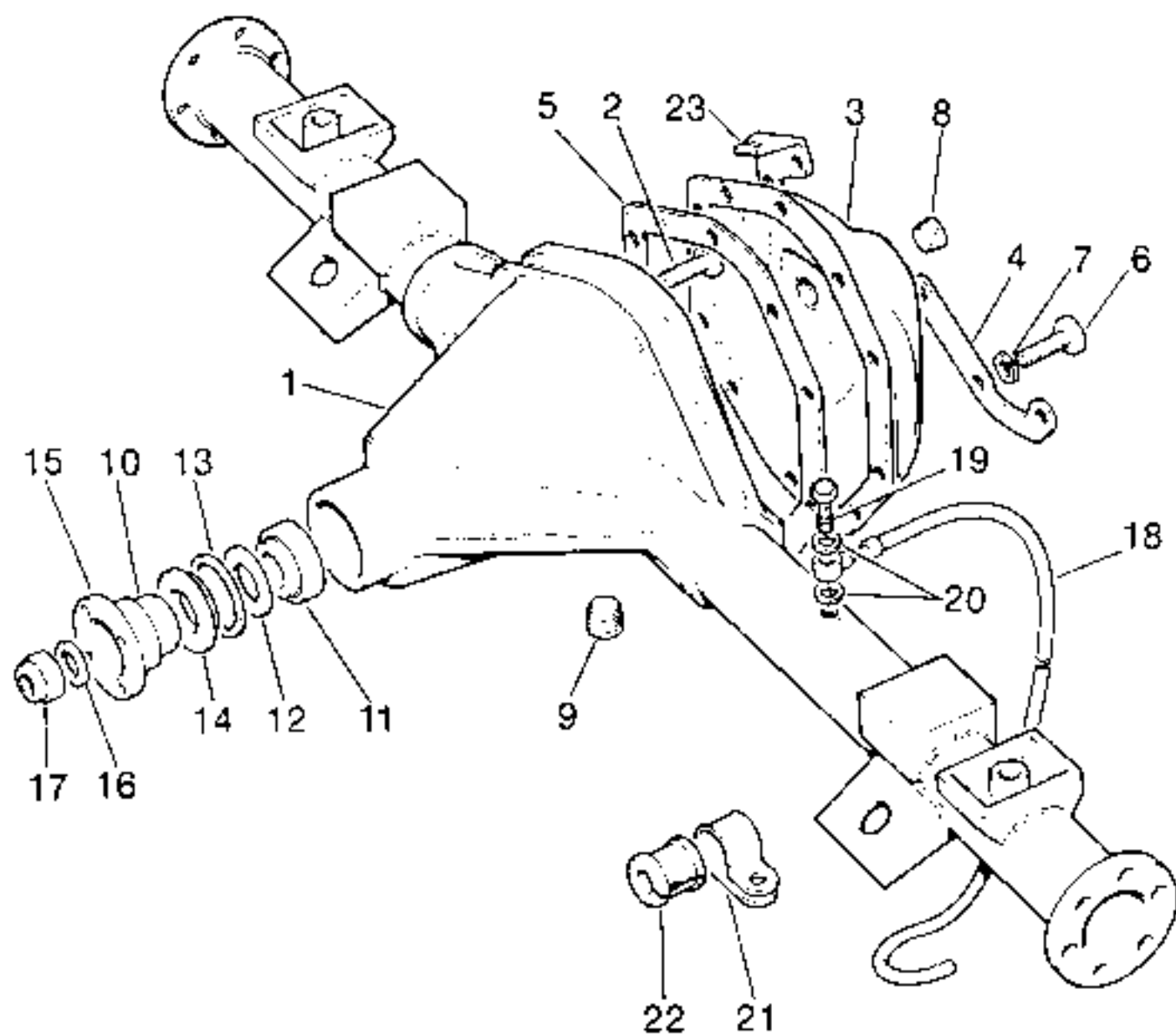


AXLES—Front Assembly

Plate								
Ref	1	2	3	4	DESCRIPTION	Qty	Part No	REMARKS
					FRONT AXLE COMPLETE ASSEMBLY	1	608420*	
					FRONT AXLE ASSEMBLY	1	593852*	Comprises axle assembly 608420 less axle shafts, hubs and brakes
1					FRONT AXLE CASE ASSEMBLY	1	607359*	
2					Bolt (12 mm x 60 mm) fixing differential bearing cap	4	607163	
3					Oil seal for rear axle shaft	2	599564	
4					Cover for gear carrier	1	RTC844	
5					Support plate for gear carrier cover	1	RTC845	
6					Gasket for cover	1	608247*	
7					Bolt (10 mm x 15 mm)	10	607173	} Fixing cover to gear carrier
8					Lock washer	10	607174	
9					Oil filler and level plug	1	608246	
10					Drain plug	1	608246	
11					Pin on bearing, outer	1	607181	
12					Pin on bearing, inner	1	607180	
13					Oil thrower washer for pinion	1	607182	
14					Gasket for pin on oil seal	1	607183	
15					Oil seal for pinion	1	RTC1010	
16					Driving flange for pinion	1	607185	
17					Washer for pinion	1	607357	
18					Locknut for pinion	1	90608545	
19					Breather pipe for axle	1	NRC1758	
20					Adaptor	1	598506*	
21					Joint washer	1	RTC1820	
22					Pipe clip	2	4557	
23					Grommet	2	6860	

* Asterisk indicates a new part which has not been used on any previous model.

AXLES—Rear Assembly



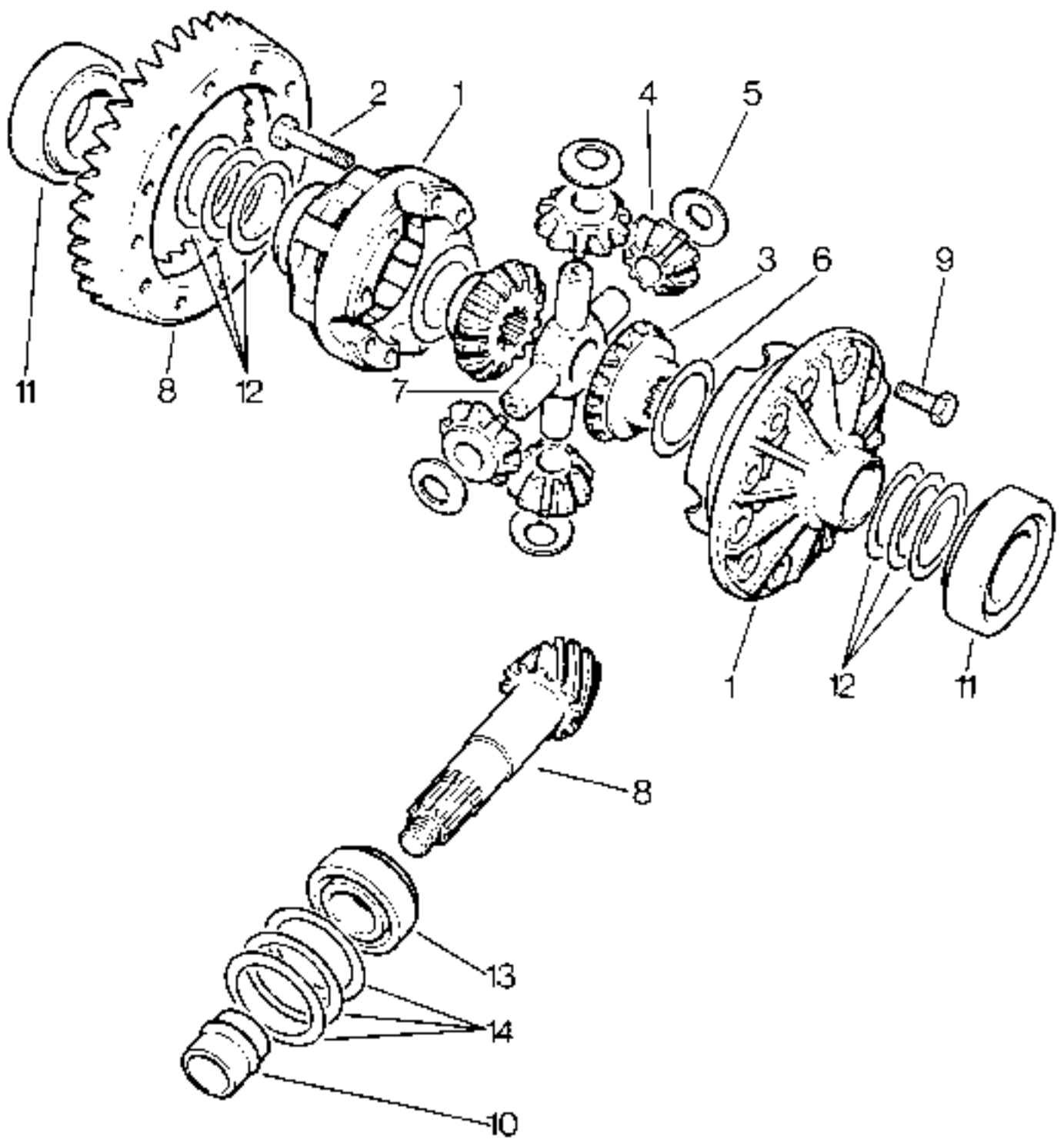
PRE141

AXLES- Rear Assembly

Plate								
Ref.	1	2	3	4	DESCRIPTION	Qty	Part No	REMARKS
					REAR AXLE COMPLETE ASSEMBLY	1	593781*	
					REAR AXLE ASSEMBLY	1	593889*	Comprises axle assembly 593781 less axle shafts, hubs and brakes
1					REAR AXLE CASE ASSEMBLY	1	608250*	
2					Bolt (12 mm - 60 mm) fixing differential bearing cap	4	607163*	
3					Rear cover for gear carrier	1	RTC644	
4					Support plate for gear carrier	1	RTC645	
5					Gasket for rear cover	1	608247*	
6				}	Bolt (10 mm - 15 mm) } Fixing rear cover to gear carrier	10	607173	
7						Lock washer	10	607174
8					Oil filler and level plug	1	608246	
9					Drain plug	1	608246	
10					Pinion bearing, outer	1	607181	
11					Pinion bearing, inner	1	607180	
12					Oil thrower washer for pinion	1	607182	
13					Gasket for pinion oil seal	1	607183	
14					Oil seal for pinion	1	RTC1010	
15					Driving flange for pinion	1	607185	
16					Washer for pinion	1	607367	
17					Locknut for pinion	1	90608545	
18					BREATHER PIPE, for axle case	1	598567*	
19					Banjo bolt	1	595478	
20					Joint washer	2	RTC1820	
21					Pipe clip	1	RTC637	
22					Grommet	1	6860	
23					Bracket for brake pipe jump hose	1	607186	

* Asterisk indicates a new part which has not been used on any previous model

AXLES—Differential, Front and Rear

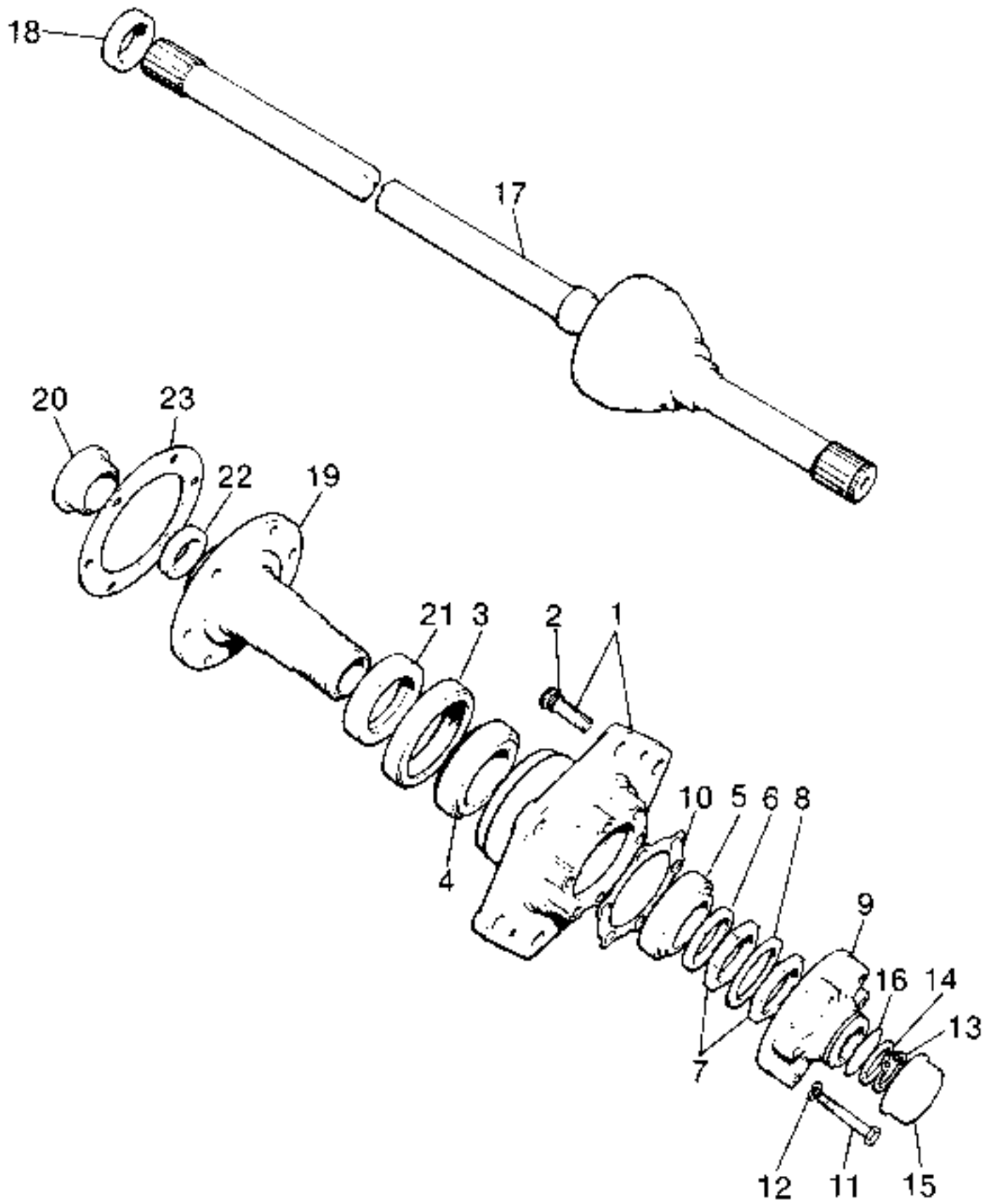


AXLES—Differential, Front and Rear

Plate					Qty	Part No.	REMARKS
Ref.	1	2	3	4			
1	DIFFERENTIAL CASE COMPLETE				2	607164	
2	Bolt (12 mm x 50 mm) for differential case				16	607165	
3	Differential wheel				4	607358*	
4	Differential pinion				8	607167	
5	Thrust washer for differential pinion				8	607168	
6	Thrust washer for differential wheel				4	607169	
7	Cross-shaft for differential pinion				2	90607170	
8	CROWN WHEEL AND PINION ASSEMBLY				2	6701393*	
9	Bolt (12 mm x 28 mm) fixing crown wheel				24	670773	
10	Collapsible spacer				2	607197	
11	Bearing for differential				4	607187	
12	Shim, 0-003"				A/R	607188	} For differential bearing
	Shim, 0-005"				A/R	607189	
	Shim, 0-010"				A/R	607190	
	Shim, 0-030"				A/R	607191	
13	Pinion bearing, inner				2	607180	
14	Shim, 0-003"				A/R	607177	} For inner pinion bearing
	Shim, 0-005"				A/R	607178	
	Shim, 0-010"				A/R	607179	

* Asterisk indicates a new part which has not been used on any previous model

AXLES—Front Hubs and Axle Shafts



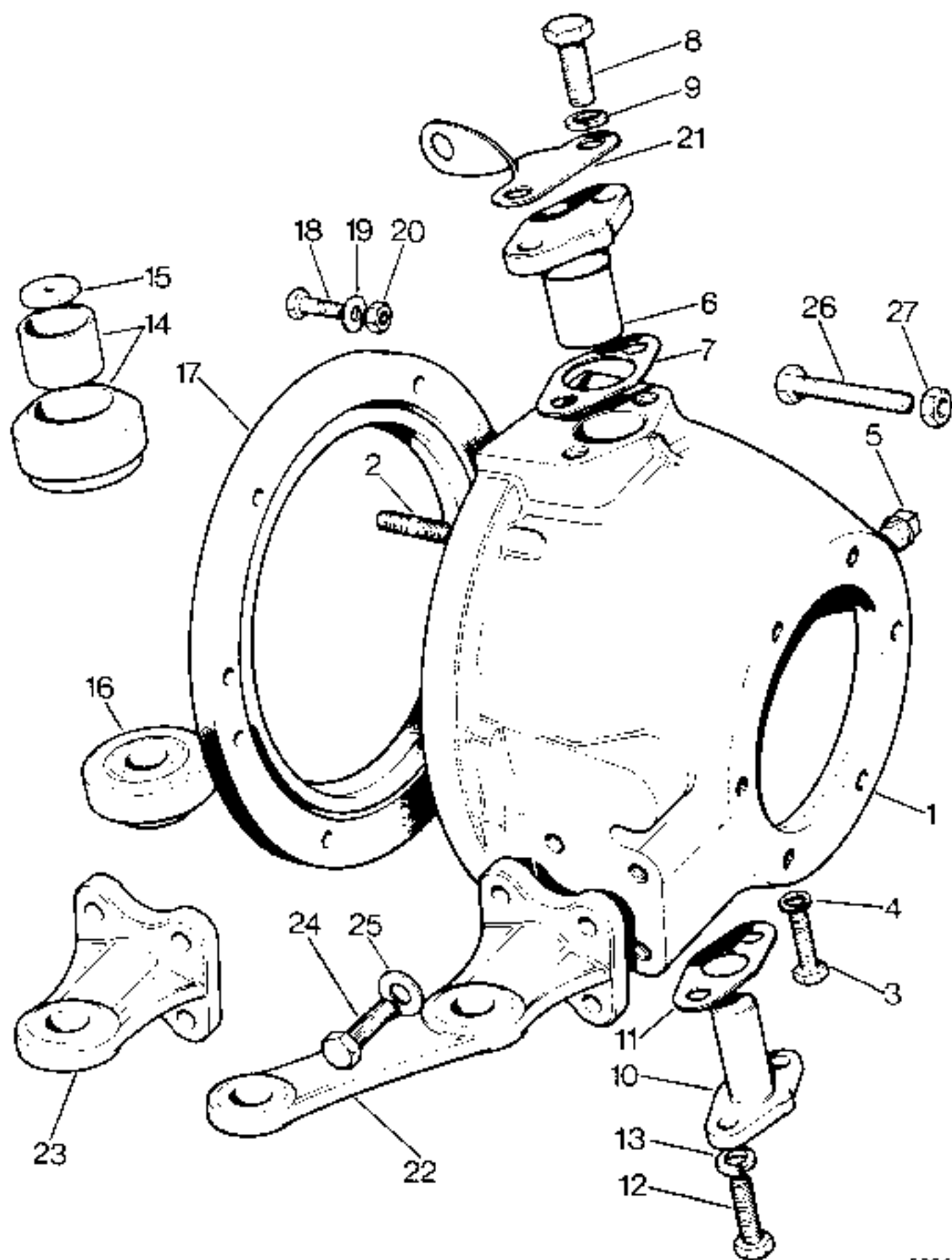
5RE67

AXLES—Front Hubs and Axle Shafts

Plate								
Ref.	1	2	3	4	DESCRIPTION	Qty	Part No.	REMARKS
1					FRONT HUB ASSEMBLY ..	2	622188*	
2					Wheel stud	12	576825	
3					Front hub oil seal	2	593965*	
4					Front hub bearing complete, inner	2	607351*	
5					Front hub bearing complete, outer	2	606474	
6					Bearing washer } Fixing front hub	2	593869*	
7					Locknut } to	4	593870*	
8					Lock washer } stub axle	2	593871*	
9					Drive flange	2	593803*	
10					Joint washer for drive flange	2	593872*	
11					Special bolt } Fixing drive flange	12	893405	
12					Spring washer } to front hub	12	810002	
13					Circlip for axle shaft	2	576288	
14					Shim, 1.5 mm	A/R	593876*	
					Shim, 1.63 mm	A/R	593877*	
					Shim, 1.76 mm	A/R	593878*	
					Shim, 1.89 mm	A/R	593879*	
					Shim, 2.02 mm	A/R	593880*	
					Shim, 2.15 mm	A/R	593881*	
					Shim, 2.28 mm	A/R	593882*	
					Shim, 2.41 mm	A/R	593883*	
					Shim, 2.54 mm	A/R	593884*	
					Shim, 2.67 mm	A/R	593885*	
					Shim, 2.80 mm	A/R	593886*	
					} For axle shaft			
15					Hub cap	2	593873*	
16					O-ring for hub cap	2	593891*	
17					Axle shaft complete assembly, LH	1	593839*	
					Axle shaft complete assembly, RH	1	593838*	
18					Oil seal for axle shaft	2	599564	
19					STUB AXLE ASSFMPLY	2	593800*	
20					Bush for axle shaft	2	571821	
21					Spacer for front hub bearing	2	576294	
22					Felt seal for stub axle	2	593863*	
23					Joint washer, stub axle to swivel pin housing	2	593862*	

* Asterisk indicates a new part which has not been used on any previous model.

AXLES—Swivel Pin Housing



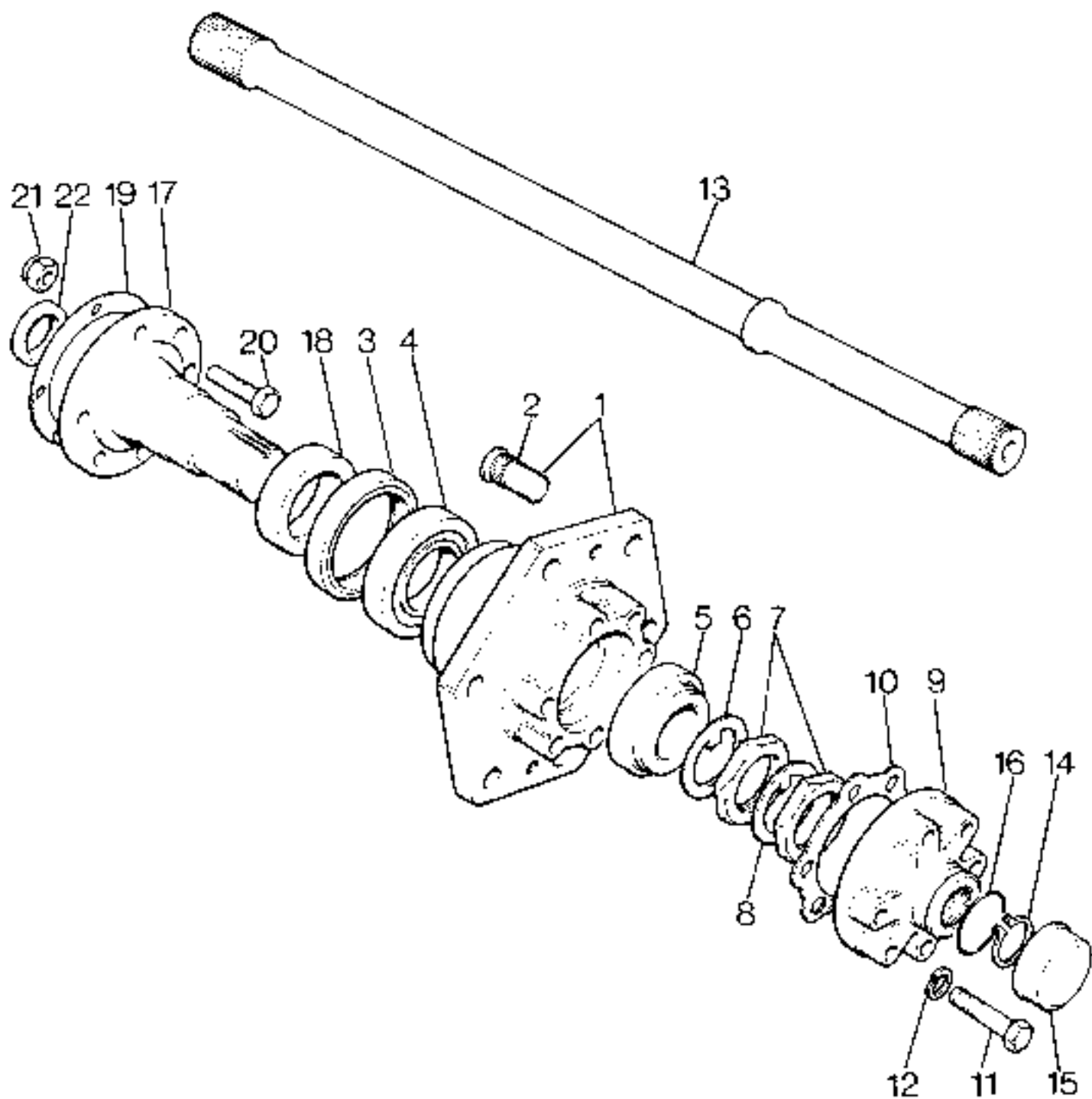
57E64

AXLES—Swivel Pin Housing

Plate Ref	1 2 3 4	DESCRIPTION	Qty	Part No	REMARKS
1		HOUSING FOR SWIVEL PIN, RH	1	593893*	
		HOUSING FOR SWIVEL PIN, LH	1	593894*	
2		Stud for swivel pin housing	8	811720	
3		Bolt (drain plug)	2	889825	
4		Washer for bolt	2	232038	
5		Filter plug for housing	2	3292	
6		Swivel pin, upper	2	593857*	
7		Shim for upper swivel pin, 0.1 mm	A/R	593854*	
		Shim for upper swivel pin, 0.3 mm	A/R	593855*	
		Shim for upper swivel pin, 0.8 mm	A/R	593856*	
8		Bolt (M12 x 35) } Fixing upper	4	5H112355	
9		Spring washer } swivel pin	4	810002*	
10		Swivel pin, lower	2	593858*	
11		Joint washer for lower swivel pin	2	593859*	
12		Bolt (M10 x 30) } Fixing lower	4	889667	
13		Spring washer } swivel pin	4	810003	
14		Railko push and housing } For upper	2	539742	
15		Thrust washer } swivel pin	2	528702	
16		Bearing for lower swivel pin	2	217268	
17		Oil seal for swivel pin housing	2	593888*	
18		Bolt (M8 x 20) } Fixing oil seal to	8	889867	
19		Plain washer } swivel pin housing	16	850815	
20		Nut (M8)	8	853047	
21		Bracket for brake pipe jump hose	2	594090*	
22		Steering lever LH	1	593732*	RH Stg
		Steering lever RH	1	593734*	LH Stg
23		Track rod lever	1	593733*	
24		Bolt (M10 x 30) } Fixing levers to	8	889667	
25		Plain washer } swivel pin housing	8	593693	
26		Lockstop for steering	2	889711	
27		Nut for lockstop	2	853037	

* Asterisk indicates a new part which has not been used on any previous model.

AXLES—Rear Hubs and Axle Shafts



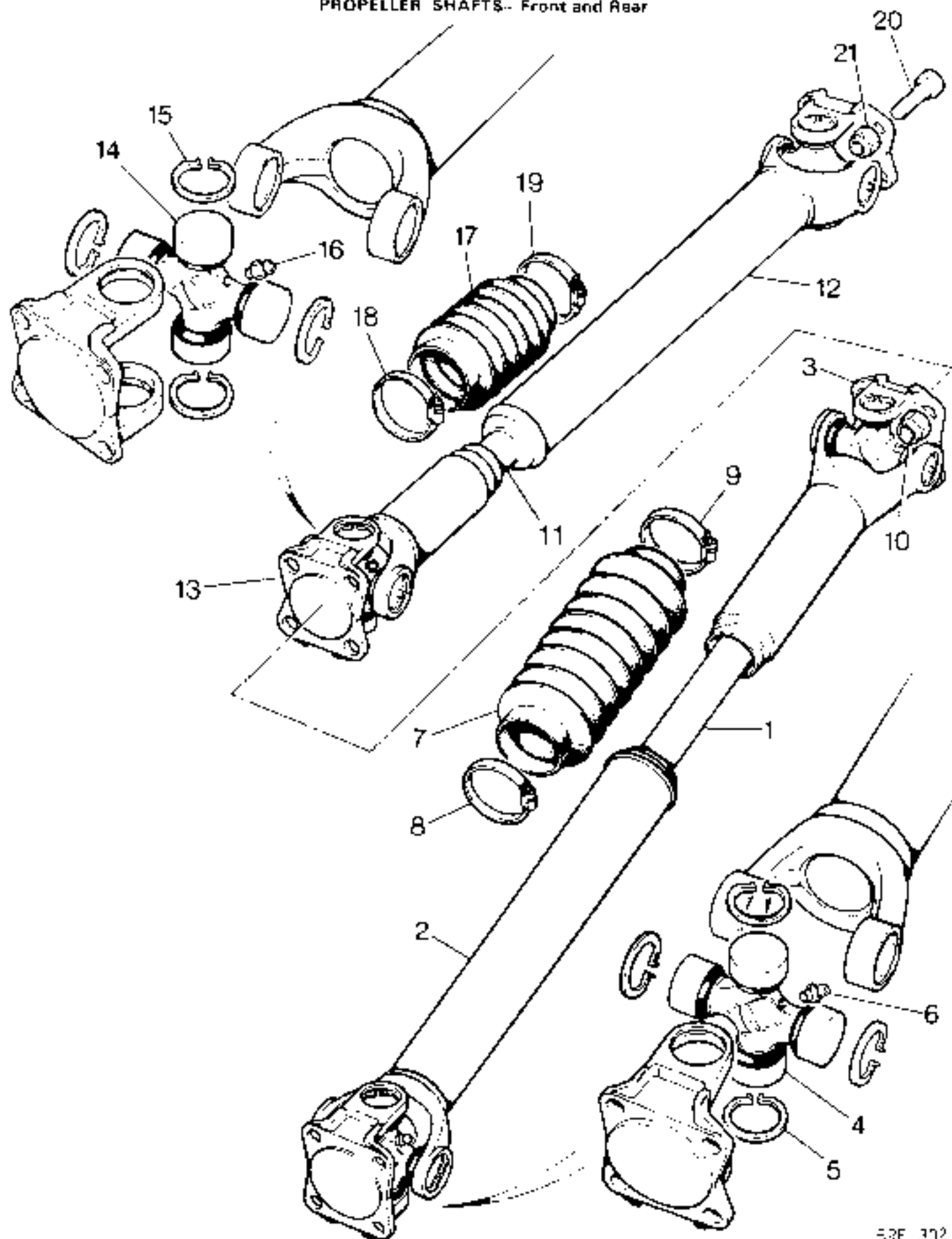
5RE234

AXLES—Rear Hubs and Axle Shafts

Plate								
Ref	1	2	3	4	DESCRIPTION	Qty	Part No	REMARKS
1					REAR HUB ASSEMBLY	2	622188*	
2					Wheel stud	12	570825*	
3					Rear hub oil seal	2	593965*	
4					Rear hub bearing complete, inner	2	607351*	
5					Rear hub bearing complete, outer	2	606474*	
6					Bearing washer	2	593809*	
7					Locknut	4	593870*	} Fixing rear hub to bearing sleeve
8					Lock washer	2	593871*	
9					Drive flange for axle shaft	2	593803*	
10					Joint washer for drive flange	2	593872*	
11					Special bolt	12	893415*	} Fixing drive flange
12					Spring washer	12	810002*	
13					Axle shaft, LH	1	593901*	
					Axle shaft, RH	1	593900*	
14					Circlip for axle shaft	2	576288	
15					Hub cap	2	593873*	
16					O-ring for hub cap	2	593891*	
17					REAR HUB BEARING SLEEVE ASSEMBLY	2	593807*	
18					Hub bearing spacer	2	593808*	
19					Joint washer, bearing sleeve to gear carrier flange	2	GFG103	
20					Bolt (M10 x 35)	12	600065	} Fixing bearing sleeve
21					Self locking nut (M10)	12	810503	
22					Felt seal for bearing sleeve	2	593863*	

* Asterisk indicates a new part which has not been used on any previous model.

PROPELLER SHAFTS-- Front and Rear



52F 372

PROPELLER SHAFTS—Front and Rear

Plate								
Ref	1	2	3	4	DESCRIPTION	Qty	Part No	REMARKS
	FRONT PROPELLER SHAFT ASSEMBLY					1	593899*	
1					Splined stub shaft for propeller shaft	1	AAU2440*	
2					Splined end } For propeller shaft	1	AAU2437*	
3					Flange }	2	606653	
4					JOURNAL COMPLETE FOR PROPELLER SHAFT	2	GUJ117	
5					Circclip for journal	8	242522	
6					Grease nipple for journal	2	549229	
7					Garter for propeller shaft	1	AAU2443*	
8					Clip for garter	1	GHC1217	
9					Clip for garter	1	AAU2439*	
10					Self locking nut ($\frac{1}{8}$ " UNF) propeller shaft to gearbox	8	252162	
	REAR PROPELLER SHAFT ASSEMBLY					1	593899*	
11					Splined stub shaft for propeller shaft	1	606651	
12					Splined end } For propeller shaft	1	AAU2438*	
13					Flange }	2	606653	
14					JOURNAL COMPLETE FOR PROPELLER SHAFT	2	GUJ117	
15					Circclip for journal	8	242522	
16					Grease nipple for journal	2	549229	
17					Garter for propeller shaft	1	276483	
18					Clip for garter	1	GHC1217	
19					Clip for garter	1	AAU2439*	
20					Bolt ($\frac{3}{8}$ " UNF x $1\frac{1}{4}$ " long)	8	509045	} Fixing propeller shaft to front and rear axles
21					Self locking nut ($\frac{3}{8}$ " UNF)	8	252162	

SUSPENSION – Front Road Springs and Shock Absorbers

Plate Ref.	1	2	3	4	DESCRIPTION	Qty	Part No	REMARKS
1					FRONT ROAD SPRING COMPLETE	2	592735*	
2					Bush for spring eye	4	592737*	
3					Bush, in chassis frame for front spring shackle	2	592740*	
4					Shackle plate, outer, plain	2	592741*	
5					Shackle plate, inner, tapped	2	595229*	
6					Shackle pin, front	2	595237*	
7					Shackle pin, rear	4	595238*	
8					Self-locking nut (M14)	6	810509*	
9					Top plate for LH front spring	1	599395*	
					Top plate for RH front spring	1	599398*	
10					Bottom plate for LH front spring	1	592753*	
					Bottom plate for RH front spring	1	592747*	
11					Special bolt	8	800006	
12					Self-locking nut (M12)	8	810502	
13					Buffer for axle	2	592898*	3 required for BAC vehicles
14					Bolt (M6 x 14)	4	890077	
15					Self-locking nut (M6)	4	810505	
16					FRONT SHOCK ABSORBER	2	NRC1367*	
17					Rubber bush, top and bottom	8	539017*	
18					Washer plate	4	4261*	
19					Split pin	4	852071*	

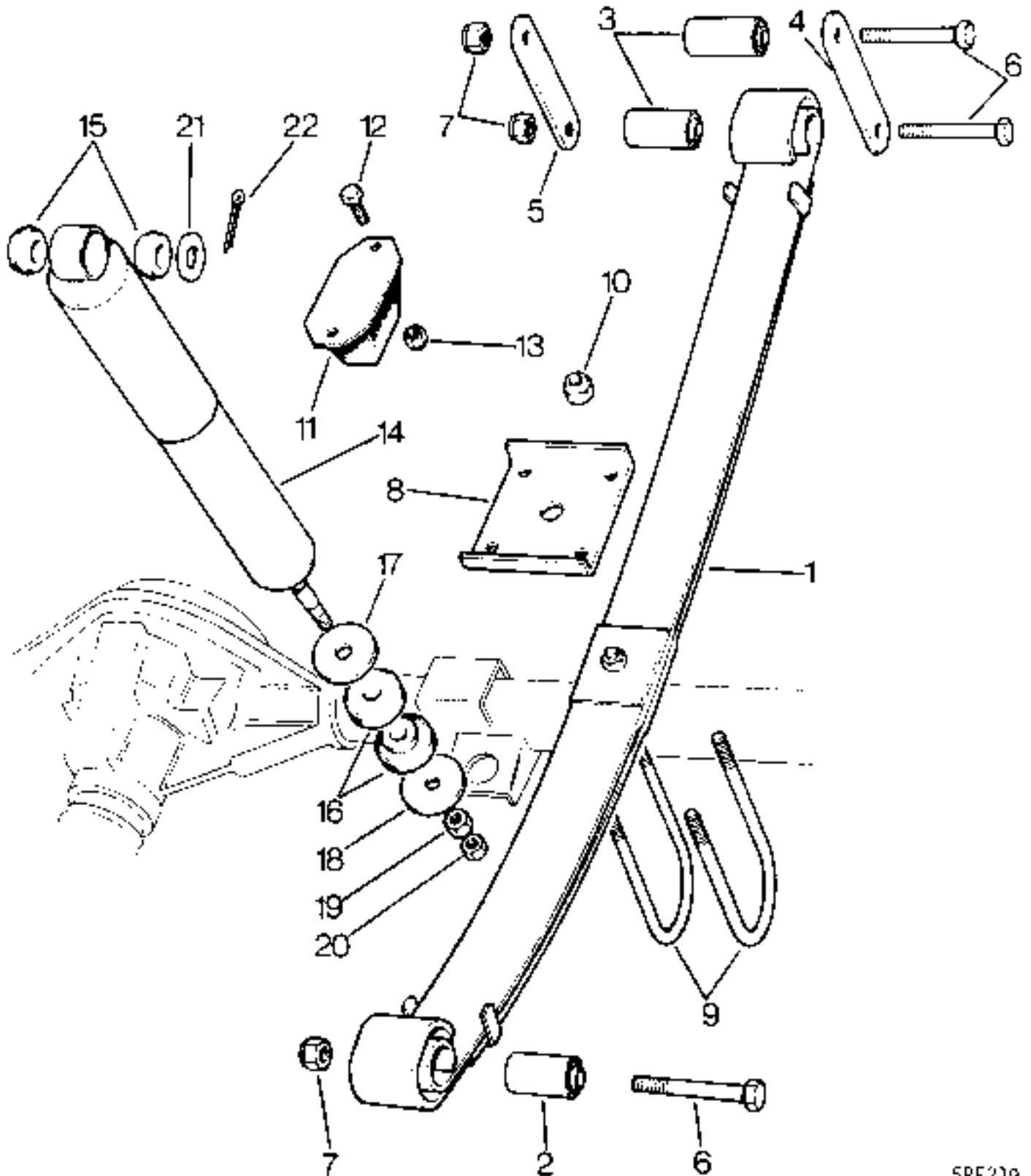
* Asterisk indicates a new part which has not been used on any previous model

SUSPENSION—Anti-roll Bar

Plate						
Ref.	1 2 3 4	DESCRIPTION	Qty	Part No	REMARKS	
1		Anti-roll bar (front)	1	NRC97*		
2		Bush for anti-roll bar	2	NRC1241*		
3		Retaining clip for bush	2	NRC1240*		
4		Plate	2	NRC1243*		
5		Screw (M10×30)	4	889661		
6		Spring washer	4	H1L3103		
7		Plain washer	4	850601		
8		Nut (M10)	4	853031		
9		Mounting plate, RH	1	NRC1236*		
10		Mounting plate, LH	1	NRC1237*		
11		Screw (M10×30)	6	889661		
12		Nut (M10)	6	810503		
13		LINK ASSEMBLY FOR ANTI-ROLL BAR	2	90624244*		
14		BALL JOINT ASSEMBLY, RH THREAD	2	599488*		
15		Rubber cover for ball joint	2	214649		
16		Retainer for cover	2	214662		
17		Spring ring, cover to body	2	214685		
18		Spring ring, cover to retainer	2	90214684		
19		Bush	4	552819		
20		Plain washer	2	853021		
21		Split pin	2	852071		
22		Plain washer	2	850421		
23		Castle nut (M12)	2	853771		
24		Split pin	2	852467		

* Asterisk indicates a new part which has not been used on any previous model.

SUSPENSION- Rear Road Springs and Shock Absorbers



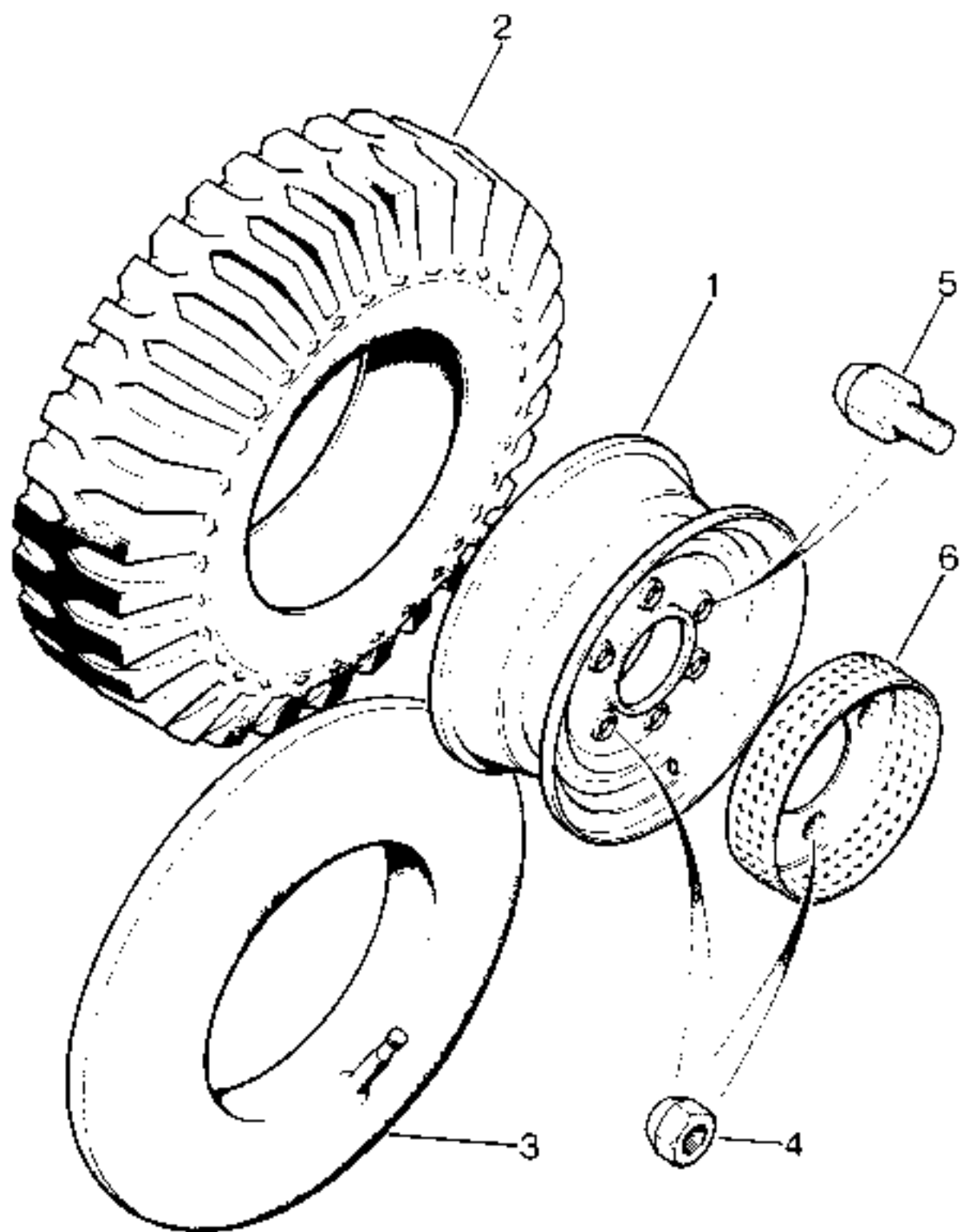
SRE219

SUSPENSION—Rear Road Springs and Shock Absorbers

Plate								
Ref.	1	2	3	4	DESCRIPTION	Qty	Part No	REMARKS
1					ROAD SPRING COMPLETE, REAR	2	592634*	
2					Bush for spring eye	4	592737*	
3					Bush in chassis frame for rear spring shackle	2	592737*	
4					Shackle plate, outer, plain	2	592741*	
5				} For rear spring	Shackle plate, inner, rapped	2	592743*	
6					Shackle pin	6	595237*	
7					Self locking nut (T4 mm)	6	810509*	
8					Top plate for rear spring	2	592635*	
9				} Fixing rear springs to axle	U bolt	4	624130*	
10					Self locking nut (M12)	8	810502	
11					Buffer for axles, front and rear	2	592698*	3 required for BAC vehicles
12				} Fixing buffers to chassis frame	Bolt (6 mm x 14 mm long)	4	890077*	
13					Self locking nut (6 mm)	4	810505	
14					SHOCK ABSORBER, REAR	2	NRC1368*	
15					Rubber bush, top	4	589017*	
16				} Fixing rear shock absorber, bottom end	Rubber bush, bottom	4	592644*	
17					Washer plate, upper	2	594738*	
18					Washer plate, lower	2	594739*	
19					Nut ($\frac{3}{8}$ " UNF)	2	254805*	
20					Locknut ($\frac{3}{8}$ " UNF)	2	254855	
21				} Fixing rear shock absorber, top end	Washer plate	2	4261*	
22					Split pin	2	852071*	

* Asterisk indicates a new part which has not been used on any previous model.

SUSPENSION—Road Wheel—Tyre and Wheel Step



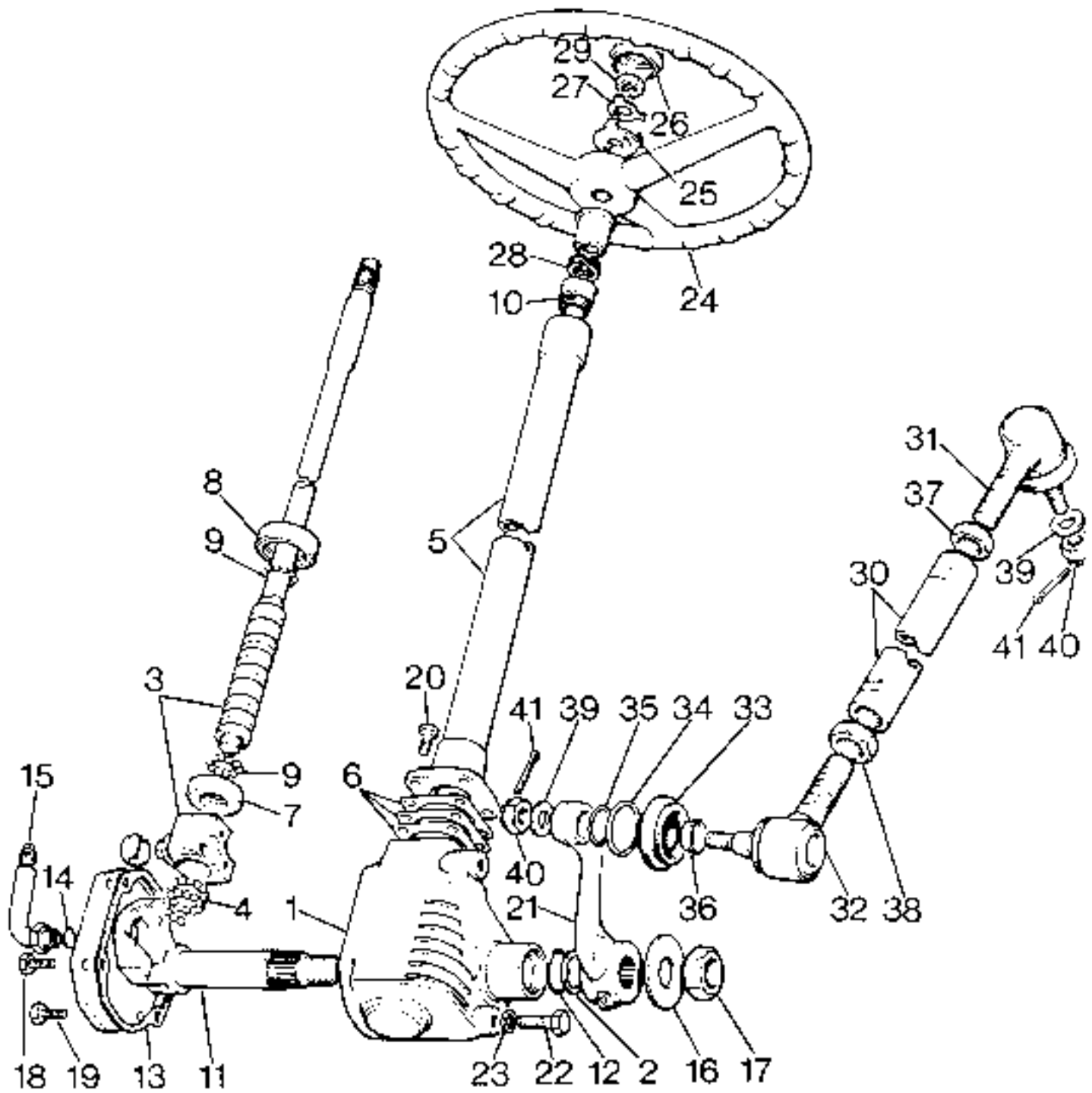
SPC205

SUSPENSION—Road Wheel—Tyre and Wheel Step

Plate									
Ref.	1 2 3 4	DESCRIPTION					Qty	Part No.	REMARKS
1		Road wheel, 6 $\frac{1}{2}$ L x 16"	5	NRC130*	
2		Tyre, Goodyear	5	545822	
3		Inner tube	5	526505*	
4		Nut for road wheel	24	90577473	
5		Stud adaptor	6	582926*	
6		Wheel step	2	NRC1202*	

* Asterisk indicates a new part which has not been used on any previous model.

STEERING—Column and Linkage

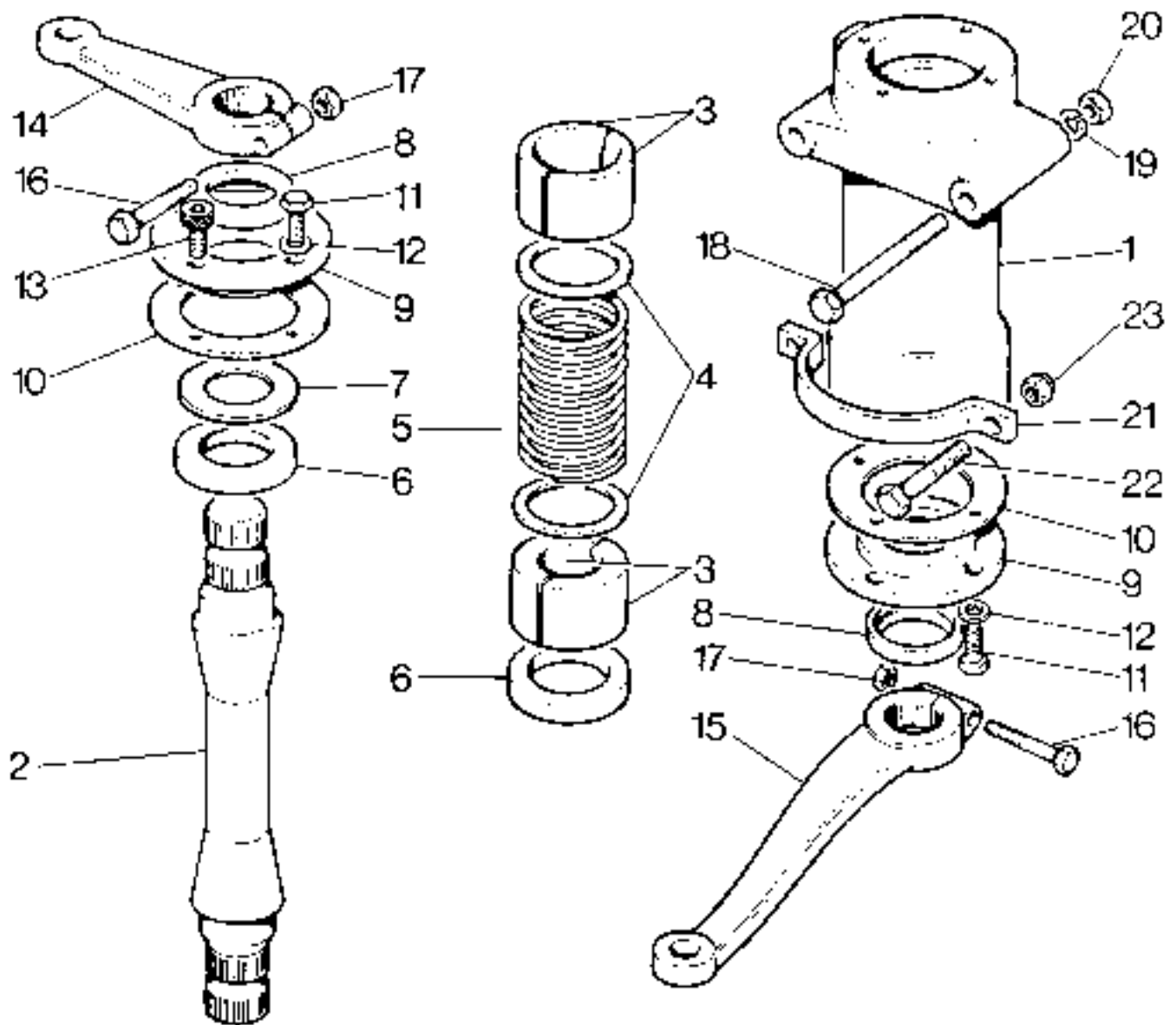


STEERING—Column and Linkage

Plate								
Ref.	1	2	3	4	DESCRIPTION	Qty	Part No	REMARKS
					STEERING UNIT ASSEMBLY COMPLETE	1	599402*	RH Stg
					STEERING UNIT ASSEMBLY COMPLETE	1	599403*	LH Stg
1					STEERING BOX ASSEMBLY..	1	608230*	RH Stg
					STEERING BOX ASSEMBLY..	1	608229*	LH Stg
2					Washer, oil seal retainer	1	E41942	
3					INNER COLUMN AND MAIN NUT ASSEMBLY	1	608231*	RH Stg
					INNER COLUMN AND MAIN NUT ASSEMBLY	1	608232*	LH Stg
4					Steel ball for main nut	27	605512	
5					Outer column	1	608233*	
6					Joint washer, steel, 0.005"	A/R	261858	} Outer column to box
					Joint washer, paper, 0.005"	A/R	261857	
					Joint washer, paper, 0.002"	A/R	271379	
					Joint washer, steel, 0.010"	A/R	521522	
7					Adjustable ball race, small	1	271354	} For inner column
8					Adjustable ball race, large	1	90607071	
9					Steel balls for adjustable ball race	20	607062	
10					Bearing for steering column tube	1	RTC324	
11					Rocker shaft	1	608235*	
12					Oil seal for rocker shaft	1	RTC325	
13					Joint washer for cover plate	1	607065	
14					Oil seal for boss	1	RTC326	
15					Oil filler plug	1	608237*	
16					Tab washer	1	600265	
17					Special nut	1	254858	
18					Bolt } Fixing cover plate	2	607993	
19					Bolt }	2	607991	
20					Bolt, fixing column to steering box	4	607992	
21					Drop arm	1	592703*	RH Stg
					Drop arm	1	624319*	LH Stg
22					Bolt (M10x25) } Fixing steering unit to frame	3	SH110251	
23					Spring washer }	3	810003	
24					Steering wheel	1	595224*	
25					Cover base for steering wheel	1	595195*	
26					Centre cover for steering wheel	1	595196*	
27					Tab washer	1	577320	
28					Spring washer } Fixing wheel to column	1	551984	
29					Nut }	1	552804	
					LONGITUDINAL STEERING TUBE ASSEMBLY	1	624288*	
30					Longitudinal steering tube only	1	624291*	
31					BALL JOINT ASSEMBLY, R.H. THREAD	1	599488*	
32					BALL JOINT ASSEMBLY, L.H. THREAD	1	599489*	
33					Rubber cover for ball joint	2	214649	
34					Spring ring, cover to body	2	214685	
35					Spring ring	2	90214684	
36					Retainer	2	214662	
37					Locknut, M20, RH thread	1	524017	
38					Locknut, M20, LH thread	1	524018	
39					Plain washer } Fixing ball joints to drop	2	850421*	
40					Castle nut (12M) }	2	853771*	
41					Split pin }	2	857467*	

* Asterisk indicates a new part which has not been used on any previous model.

STEERING—Relay

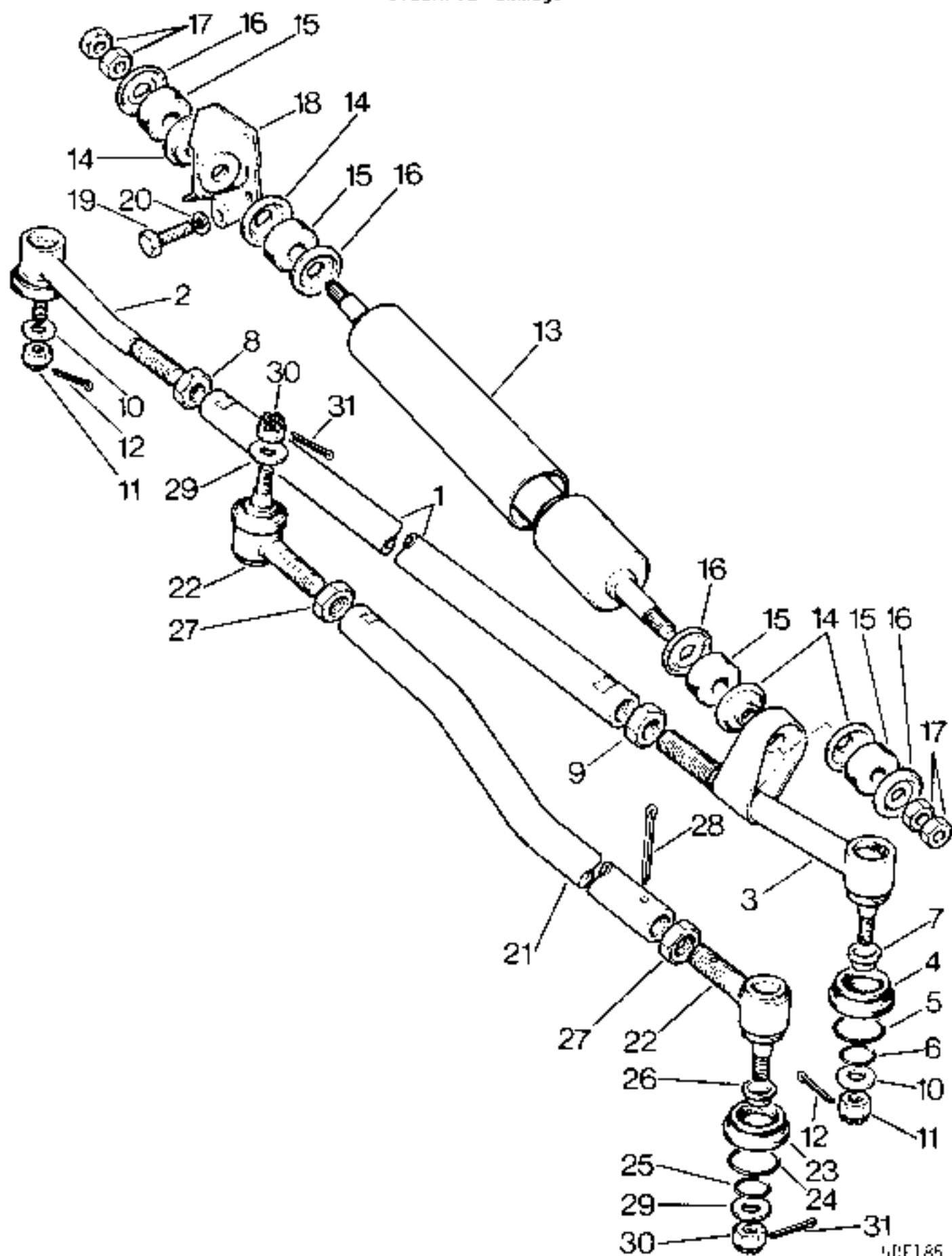


STEERING—Relay

Plate Ref.	1	2	3	4	DESCRIPTION	Qty	Part No	REMARKS
					STEERING RELAY COMPLETE ASSEMBLY	1	NRC216*	
1					Housing for relay shaft	1	NRC217*	
2					Shaft for steering relay lever	1	NRC218*	
3					Split bush for housing, halves	4	NRC171*	
4					Washer for spring	2	230760	
5					Spring for housing	1	230759	
6					Thrust washer for shaft	2	NRC160*	
7					Shim	A/R	NRC170*	
8					Oil seal for shaft	2	213340	
9					Retainer for oil seal	2	230294	
10					Joint washer for retainer	2	90624436	
11					Special bolt	6	SH106151	Fixing retainer to housing
12					Plain washer	6	RTC840	
13					Hexagon head socket cap screw, M6 x 16 (to facilitate lubrication)	2	SS106160	
14					Relay lever, upper	1	NRC239*	
15					Relay lever, lower	1	NRC240*	
16					Bolt (12 mm x 55 mm)	2	896535	Fixing relay lever to shaft
17					Self-locking nut (12 mm)	2	810502	
18					Bolt (8 mm x 90 mm)	2	897121	Fixing relay housing to frame
19					Spring washer	2	810624	
20					Nut (8 mm)	2	853047	
21					Clamp	1	NRC248*	Steering relay complete to cross-member
22					Bolt (M8 x 30)	4	897001	
23					Self-locking nut	4	NY108041	

* Asterisk indicates a new part which has not been used on any previous model

STEERING—Linkage



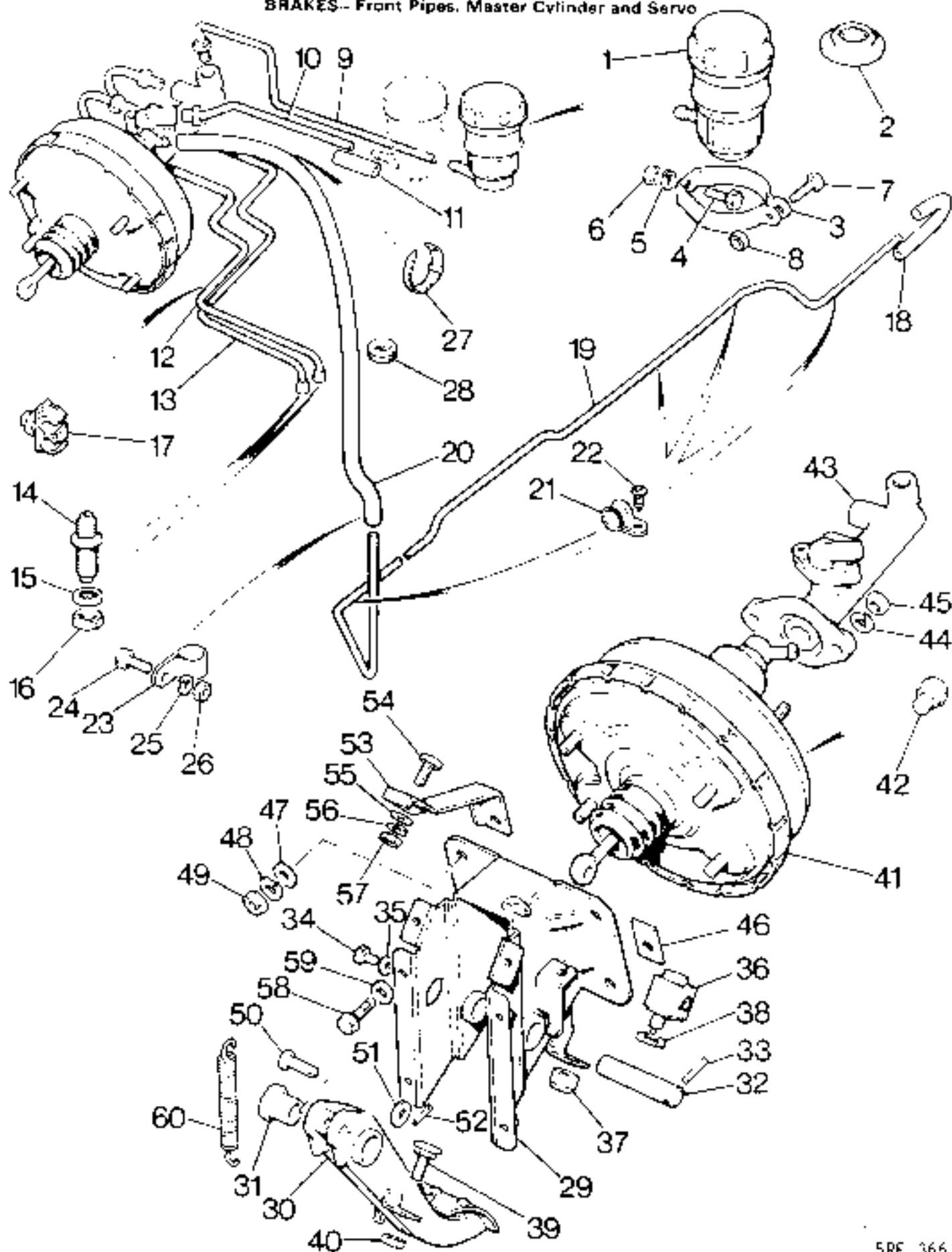
URE185

STEERING—Linkage

Plate								
Ref.	1	2	3	4	DESCRIPTION	Qty	Part No.	REMARKS
					STEERING TRACK ROD ASSEMBLY	1	624289*	
1					Steering track rod tube only	1	624292*	
2					BALL JOINT ASSEMBLY, RH THREAD	1	599496*	
3					BALL JOINT ASSEMBLY, LH THREAD	1	599497*	
4					Rubber cover for ball joint	2	214649	
5					Spring ring, cover to body	2	214685	
6					Spring ring	2	90214684	} Fixing cover to ball
7					Retainer	2	214662	
8					Locknut (M20) RH thread	1	624017	
9					Locknut (M20) LH thread	1	624018	
10					Plain washer	2	850425	} Fixing ball joints to swivel housing
11					Castle nut	2	853775	
12					Split pin	2	852467	
13					Steering damper	1	569005	
14					Inner stem cup washer	4	543819	} Fixing damper to axle bracket
15					Stem rubber	4	568258	
16					Outer stem cup washer	4	543818	} and LH track rod ball joint
17					Locknut (1/2" UNF)	4	254862	
18					Bracket for steering damper	1	592733	
19					Bolt (8 mm x 16 mm)	3	5H10B151	} Fixing damper bracket to axle
20					Spring washer	3	810004	
					STEERING DRAG LINK ASSEMBLY	1	624290*	
21					Steering drag link tube only	1	624293*	
22					BALL JOINT ASSEMBLY, RH THREAD	2	599488*	
23					Rubber cover for ball joint	2	214649	
24					Spring ring cover to body	2	214685	
25					Spring ring	2	90214684	} Fixing cover to ball
26					Retainer	2	214662	
27					Locknut, M20	2	624017	
28					Split pin	1	3127	
29					Plain washer	2	850421	} Fixing ball joints to lower relay lever and swivel housing lever
30					Castle nut	2	853771	
31					Split pin	2	852467	

* Asterisk indicates a new part which has not been used on any previous model.

BRAKES-- Front Pipes, Master Cylinder and Servo



5RE 366

BRAKES—Front Pipes, Master Cylinder and Servo

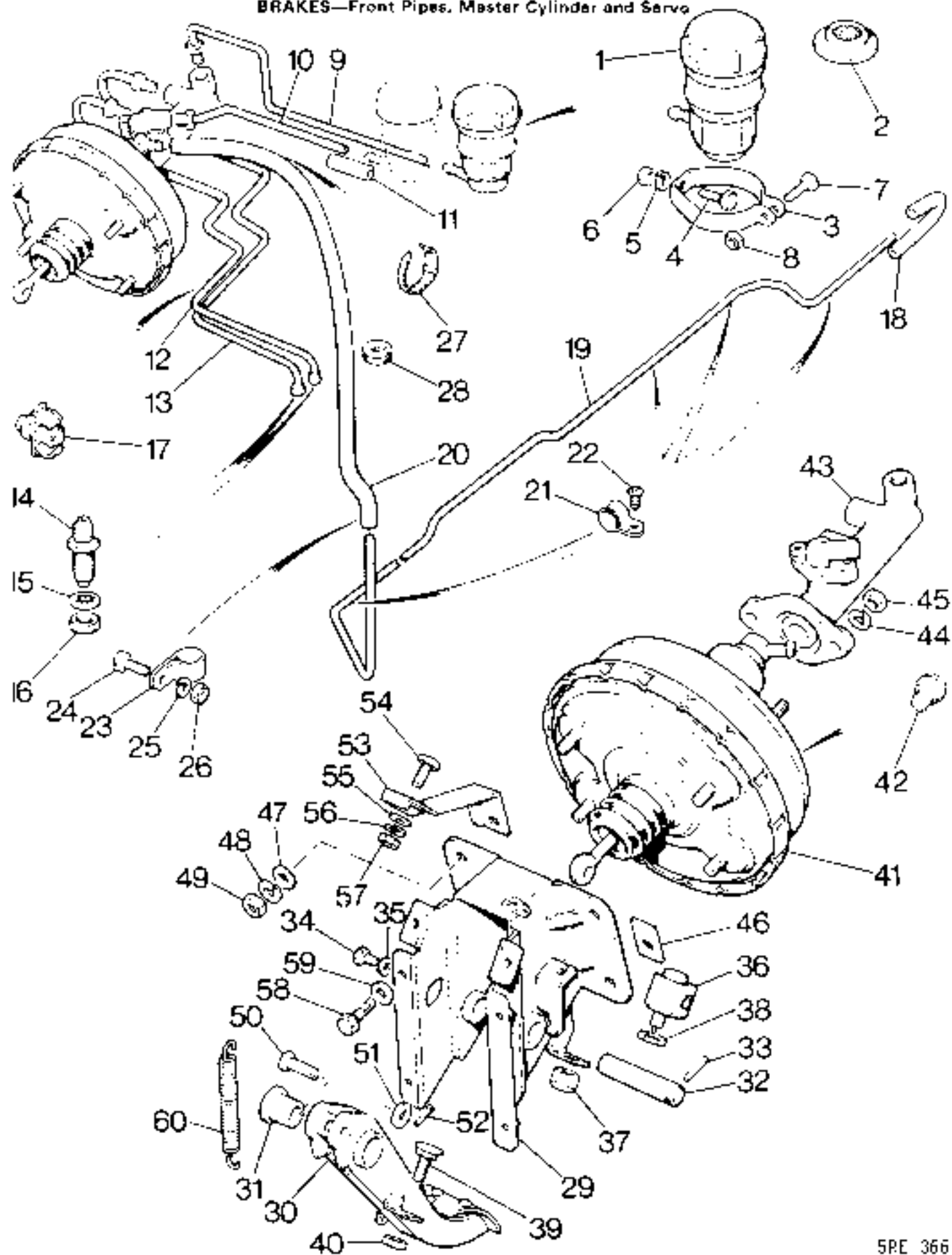
Plate Ref.	1	2	3	4	DESCRIPTION	Qty	Part No.	REMARKS
1					BRAKE FLUID RESERVOIR	1	90577536	
2					Nylon filter for reservoir	1	592325	
3					Clip for reservoir	1	90217636	
4					Bolt, M6 x 14	1	SH106141	
5					Spring washer	1	WM106001	
6					Nut, M6	1	NH10604*	
7					Bolt, M4 x 20	1	SH104201	
8					Nut, M4	1	NH104041	
9					Pipe, reservoir to master cylinder rear	1	598997*	RH Stg
					Pipe, reservoir to master cylinder rear	1	598998*	LH Stg
10					Pipe, reservoir to master cylinder front	1	595417*	RH Stg
					Pipe, reservoir to master cylinder front	1	595418*	LH Stg
11					Connector hose, reservoir to pipe	2	565658	
12					Pipe, master cylinder, front to tunnel adaptor	1	595421*	RH Stg
					Pipe, master cylinder front to tunnel adaptor	1	NRC1977*	LH Stg
13					Pipe, master cylinder rear to tunnel adaptor	1	595423*	RH Stg
					Pipe, master cylinder rear to tunnel adaptor	1	NRC1976*	LH Stg
14					Adaptor at tunnel	2	565638	
15					Shakeproof washer	2	WF600061	
16					Nut, 3/8" LNF	2	NT606045	
17					Pipe clip (double), brake pipes to clutch pedal bracket	1	79127	
18					Vacuum hose, engine take-off	1	595412*	
19					Vacuum pipe	1	595413*	
20					Vacuum hose	1	577844	
21					Clip for vacuum pipe	4	50639	
22					Drive screw, 3/8" No. 8, clip to chassis frame	4	72626	
					Pipe clip	1	90513220	
					Screw, M3 x 10 slotted pan head	1	SP103101	
					Spring washer	1	WM103001	
					Nut M3	1	NH103041	
					Vacuum hose, servo	1	578086	
					Vacuum pipe	1	598902*	
					Vacuum hose, pipe to brake servo	1	598508*	
23					Pipe clip	2	90513220	
24					Screw, M3 x 10, slotted pan head	2	SP103101	
25					Spring washer	2	WM103001	
26					Nut, M3	2	NH103041	
					Clip for pipes	2	592007	
					Set screw, M4 x 14	2	890521	
					Plain washer	2	WA104001	
					Spring washer	2	WM104001	
					Nut, M4	2	NH104041	
27					Clamp for vacuum pipe to clutch pipe	1	240430	
28					Grommet for vacuum hose	1	236390	

RH Stg vehicles

LH Stg vehicles

* Asterisk indicates a new part which has not been used on any previous model

BRAKES—Front Pipes, Master Cylinder and Servo



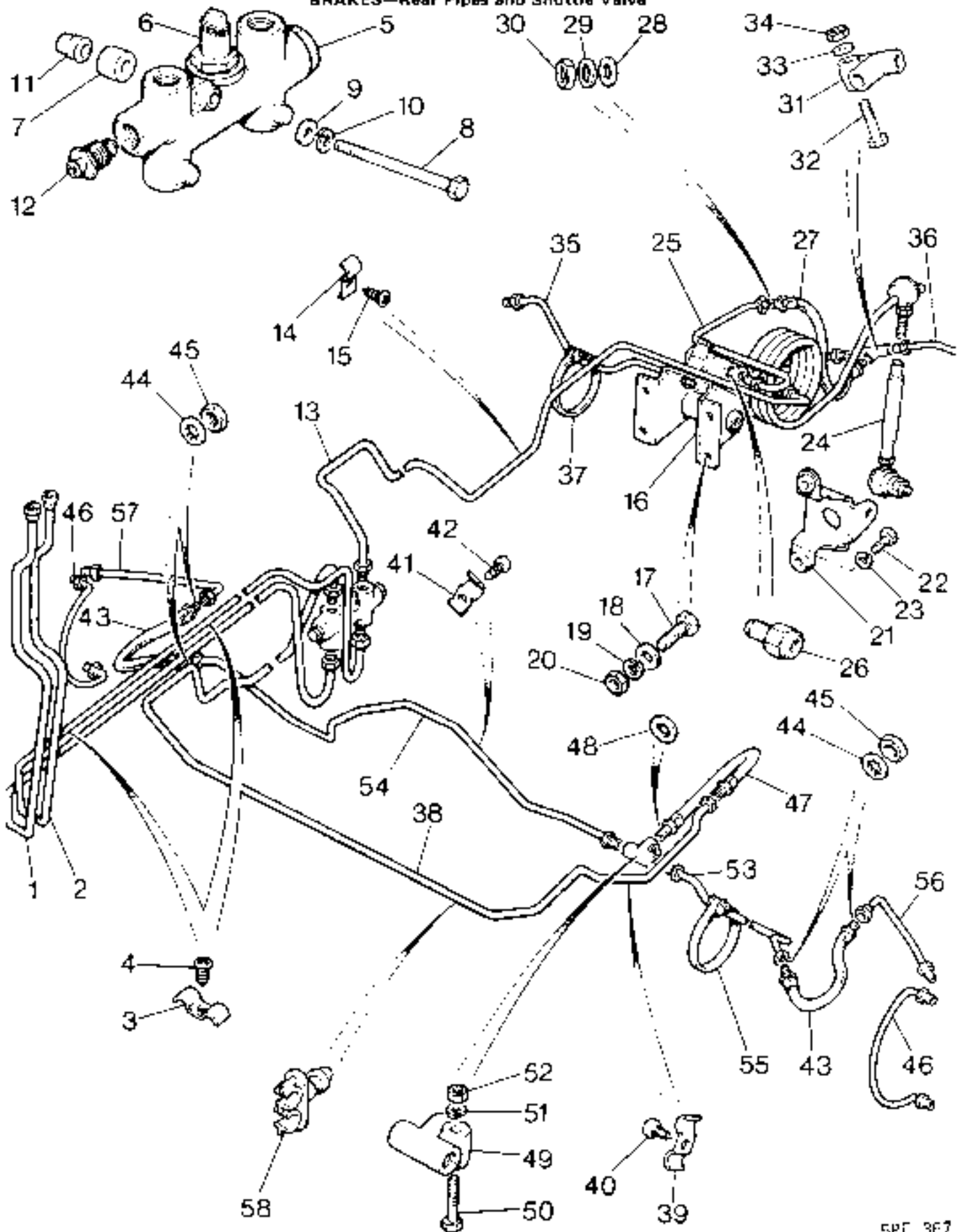
5RE 366

BRAKES—Front Pipes, Master Cylinder and Servo

Plate								
Ref.	1	2	3	4	DESCRIPTION	Qty	Part No	REMARKS
					BRAKE PEDAL AND BRACKET COMPLETE ..	1	599002*	
29					Mounting bracket for brake pedal ..	1	599003*	
30					BRAKE PEDAL ASSEMBLY ..	1	599007*	
31					Bush for brake pedal ..	2	272714	
32					Shaft for pedal ..	1	272712	
33					Pin locating pedal shaft ..	1	50447	
34					Oil plug for pedal shaft ..	1	255202	
35					Joint washer for oil plug ..	1	3052	
36					Stop lamp switch ..	1	589063	
37					End stop for switch ..	1	598711*	
38					Locknut ($\frac{3}{8}$ " UNF) for switch ..	1	90569116	
39					Pedal stop ..	1	592917*	
40					Locknut (8 mm) for pedal stop ..	1	853135*	
41					Servo unit ..	1	AAU1277	
42					Plug for servo ..	1	90577611	
					Overhaul kit for servo unit ..	1	606406	
43					Brake master cylinder ..	1	AAJ1278*	
					Overhaul kit for brake master cylinder ..	1	607726	
44					Spring washer } Fixing servo to	2	606421	
45					Nut ($\frac{3}{8}$ " UNF) } master cylinder	2	601930	
46					Packing piece } ..	4	595470*	
47					Plain washer } Fixing servo unit to brake	2	WB110061	
48					Spring washer } pedal mounting bracket	4	WM00006*	
49					Nut ($\frac{3}{8}$ " UNF) } ..	4	254812	
50					Pin } ..	1	90564812	
51					Plain washer } Fixing push-rod to pedal	1	HT0611	
52					Split pin } ..	1	2393	
53					Support bracket for servo unit, RH ..	1	594872*	
					Support bracket for servo unit, LH ..	1	594873*	
54					Screw (M6 x 16) } ..	2	SH106161	
55					Plain washer } Fixing support bracket	2	WB106041	
56					Spring washer } to dash rail	2	810005	
57					Nut (M6) } ..	2	NH106041	
58					Self-locking bolt (M6 x 16) } Brake pedal and	6	624190	
59					Plain washer } bracket to body	6	851041	
60					Return spring ..	1	569701	

* Asterisk indicates a new part which has not been used on any previous model

BRAKES—Rear Pipes and Shuttle Valve



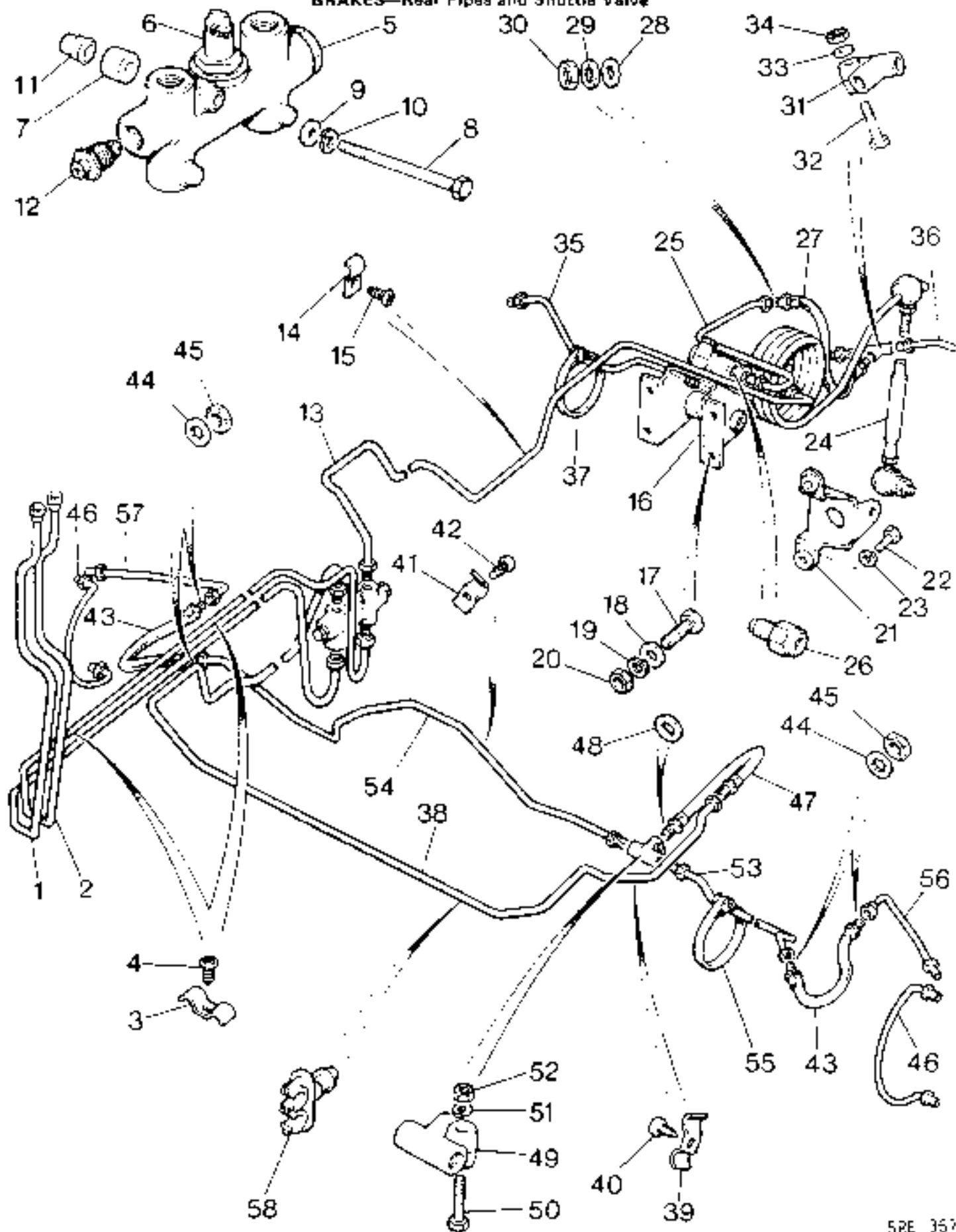
5RC 367

BRAKES—Rear Pipes and Shuttle Valve

Plate Ref	1	2	3	4	DESCRIPTION	Qty	Part No.	REMARKS
1					Pipe, tunnel adaptor to shuttle valve front	1	595427*	
2					Pipe, tunnel adaptor to shuttle valve rear	1	595429*	
3					Pipe clip (double)	2	233274	
4					Drive screw (No. 8 × 3/8"), clip to chassis frame	2	72626	
5					SHUTTLE VALVE	1	599443	
6					Switch for shuttle valve	1	RTC645	
					Service kit for shuttle valve	1	RTC644	
7					Distance piece	1	624060	
8					Bolt, M8 × 60	1	BH106121	
9					Plain washer	1	851047*	} Fixing shuttle valve to chassis frame
10					Spring washer	1	WM106001	
11					Captive nut	1	NN106011	
12					Bleed nipple, blanking shuttle valve end	1	27H3816	
13					Pipe, shuttle valve to apportioning valve	1	NHC31*	Not required with trailer power drive
14					Pipe clip	6	41379	
15					Drive screw (No. 8 × 3/8") clip to chassis frame	6	72626	
16					Apportioning valve	1	599201*	
17					Screw (M8 × 20)	4	SH10820*	
18					Plain washer	4	WA108051	} Apportioning valve to mounting bracket
19					Spring washer	4	WM108001	
20					Nut (M8)	4	NH108041	
21					Bracket for link and ferrule	1	599169*	
22					Screw (M8 × 20)	2	SH108*61	} Fixing bracket to rear axle
23					Spring washer	2	WM108001	
24					LINK AND FERRULE COMPLETE	1	598920*	
					Bolt (1/2" UNF × 1 1/2")	1	256443	} Fixing link and ferrule to bracket
					Plain washer	1	4878	
					Spring washer	1	WM600061	
					Nut (1/2" UNF)	1	254822	
25					Pipe, apportioning valve to jump hose bracket	1	598925*	
26					Adaptor	2	NRC1956*	
27					Jump hose, rear	1	NRC2131*	
28					Gasket for jump hose	1	233220	
29					Shakeproof washer	1	WF600061	} Jump hose to bracket
30					Nut (1/2" UNF)	1	NT606045	
31					Tee piece	1	537761	
32					Bolt (M6 × 30)	1	BH106061	} Fixing tee piece to rear axle differential housing
33					Plain washer	1	WC106041	
34					Nut (M6)	1	NH116041	
35					Pipe, tee piece to wheel cylinder, RH rear	1	595438*	
36					Pipe, tee piece to wheel cylinder, LH rear	1	595439*	
37					Clip, pipe to rear axle	2	572541	
38					Pipe, shuttle valve to jump hose bracket	1	NRC1110	
39					Clip for pipe	1	509414	
40					Drive screw (No. 8 × 3/8"), clip to chassis frame	1	72626	
41					Pipe clip	5	41379	
42					Drive screw (No. 8 × 3/8"), clip to chassis frame	5	72626	
43					Jump hose bracket to axle brake pipes	2	TKC3029*	
44					Shakeproof washer	5	WF600061	} Fixing jump hose to mounting bracket
45					Nut (1/2" UNF)	5	NT606045	
46					Bridge pipe	2	595471*	
47					Jump hose bracket to 3-way piece on axle	1	NRC2133*	
48					Gasket, jump hose to 3-way piece	1	233220	

* Asterisk indicates a new part which has not been used on any previous model

BRAKES—Rear Pipes and Shuttle Valve



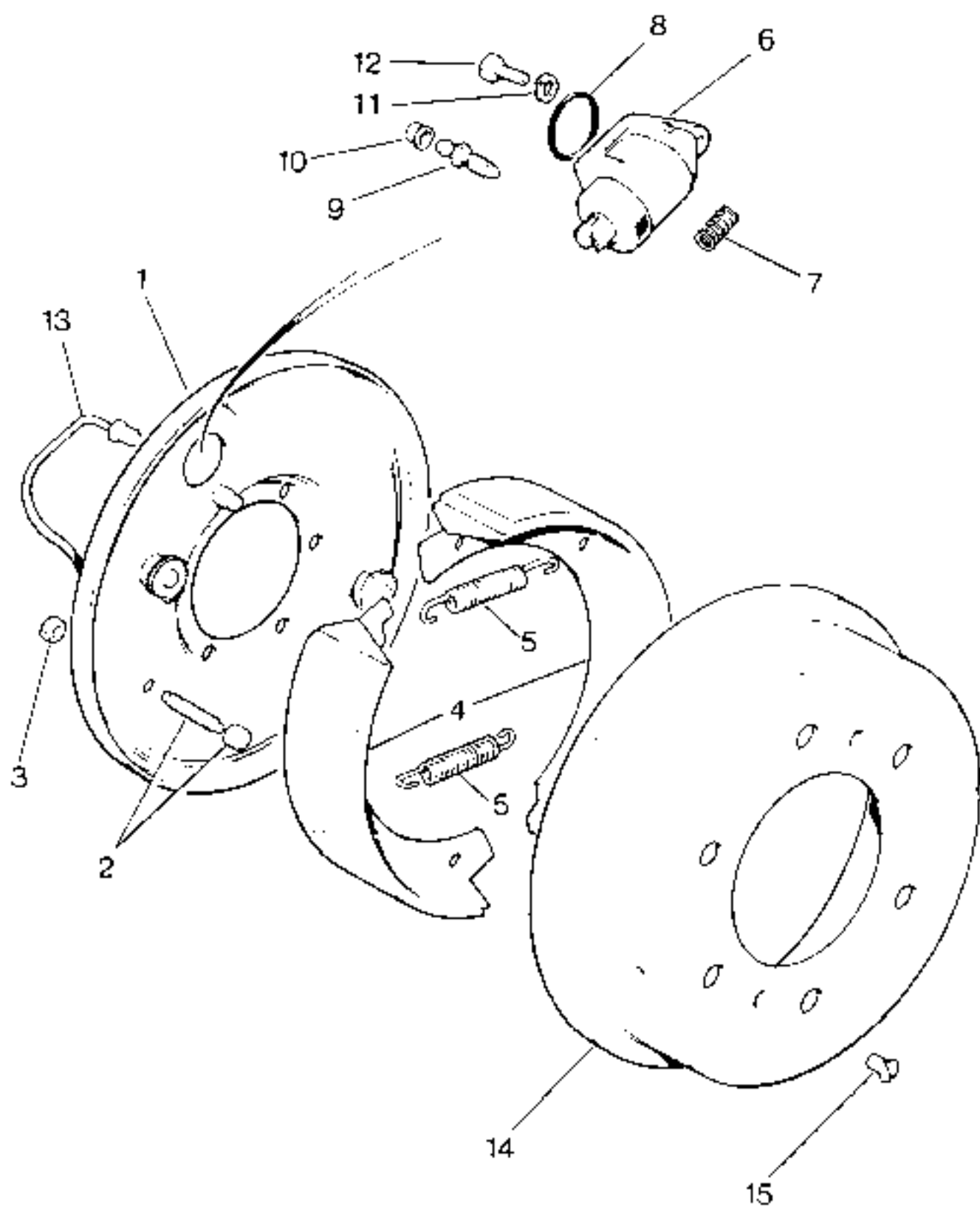
SRE 367

BRAKES—Rear Pipes and Shuttle Valve

Plate								
Ref.	1	2	3	4	DESCRIPTION	Qty	Part No	REMARKS
49					3-way piece	1	537761	
50					Bolt (M6 x 30)	1	8H106061	} Fixing 3-way piece to axle
51					Spring washer	1	WM106091	
52					Nut (M6)	1	NH106041	
53					Brake pipe, 3-way piece to LH side jump hose bracket	1	NRC1189	
54					Brake pipe, 3-way piece to RH side jump hose bracket	1	NRC1190	
55					Clip, brake pipe to axle	1	572541	
56					Brake pipe, jump hose to wheel cylinder, LH	1	595444*	
57					Brake pipe, jump hose to wheel cylinder, RH	1	595443*	
58					Pipe clip (double), brake pipes to clutch pipes on No. 2 cross-member and to LH side-member	3	79125	

* Asterisk indicates a new part which has not been used on any previous model.

BRAKES—Front



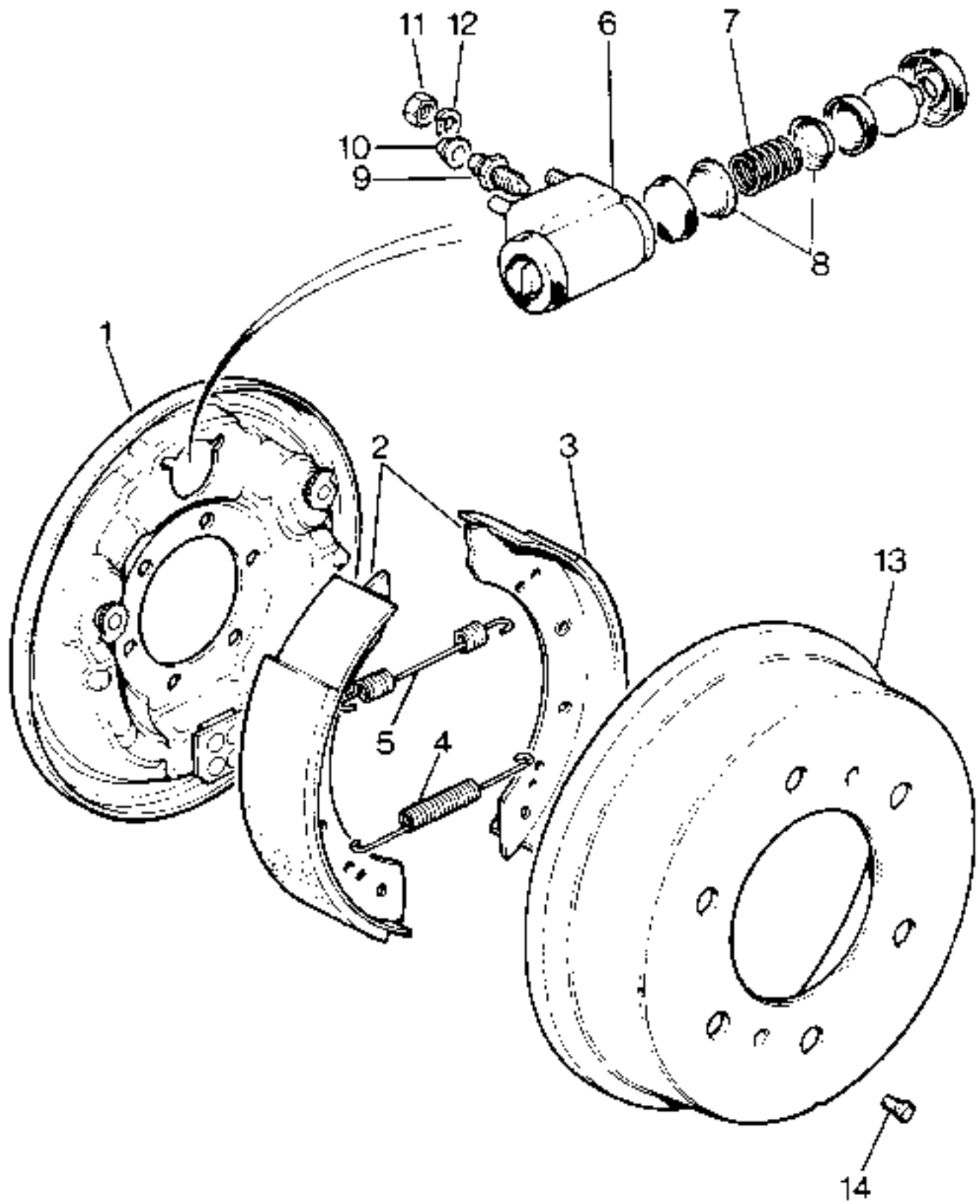
3RE227

BRAXES—Front

Plate								
Ref	1	2	3	4	DESCRIPTION	Qty	Part No.	REMARKS
1					Brake anchor plate, LH front	1	607366*	
					Brake anchor plate, RH front	1	607365*	
					Bolt (M10×28)	12	593867*	} Fixing anchor plate and stub axle to swivel pin housing
					Spring washer	12	810003	
2					Steady post for brake shoe	4	607808	
3					Special nut fixing steady post	4	254881	
4					BRAKE SHOE ASSEMBLY, BOXED PAIR, LH FRONT	1	AAU3911	
					BRAKE SHOE ASSEMBLY, BOXED PAIR, RH FRONT	1	AAU3912	
5					Pull-off spring for brake shoe	4	234889	
6					WHEEL CYLINDER, LH FRONT	2	GWC301	
					WHEEL CYLINDER, RH FRONT	2	GWC302	
7					Spring	4	600212	
8					Sealing ring for cylinder	4	505790	
9					Bleed screw	2	556508	
10					Dust cap for bleed screw	2	234957	
11					Spring washer	8	600208	} Fixing wheel cylinder
12					Special set bolt	8	600207	
13					Bridge pipe for wheel cylinder	2	595471*	
14					Brake drum	2	593874*	
15					Set screw, fixing brake drum	4	885751	
					Brake wheel cylinder overhaul kit, front	1	600210	

* Asterisk indicates a new part which has not been used on any previous model

BRAKES- Rear



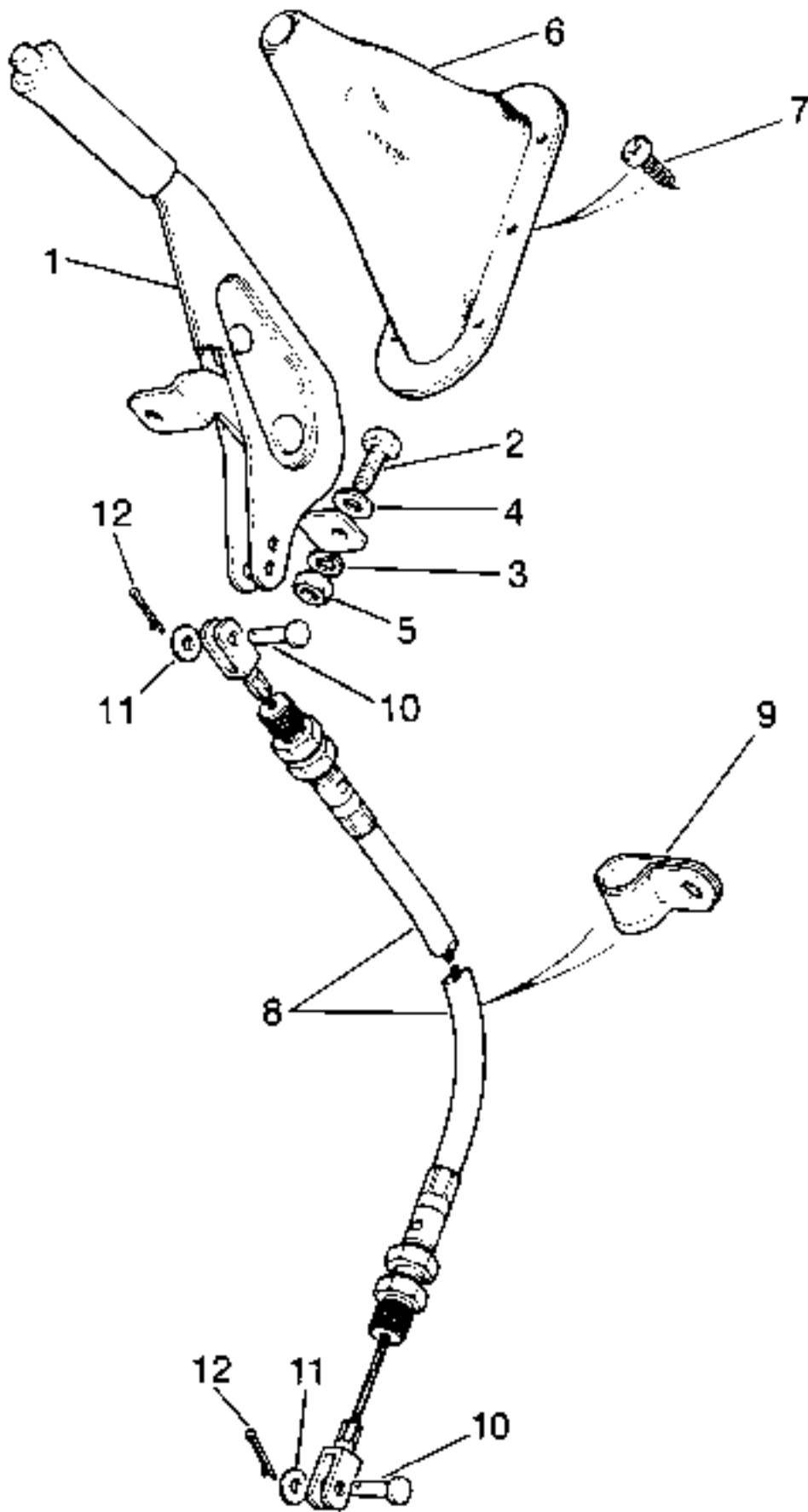
5RE228

BRAKES—Rear

Plate								
Ref.	1	2	3	4	DESCRIPTION	Qty	Part No	REMARKS
1					Brake anchor plate, LH rear	1	531888	
					Brake anchor plate, RH rear	1	531889	
2					BRAKE SHOE ASSEMBLY, REAR, BOXED PAIRS	2	GBS550	Bonded type linings
3					Lining, complete with rivets, for brake shoe	4	510575	Riveted type linings for replacement of bonded originals
4					Spring, abutment end	2	531893	
5					Spring, wheel cylinder end	2	548169	
6					WHEEL CYLINDER ASSEMBLY, RH	1	GWC305	
					WHEEL CYLINDER ASSEMBLY, LH	1	GWC305	
7					Spring for piston	2	212919	
8					Washer for spring	4	242117	
9					Bleed screw	2	556508	
10					Dust cap for bleed screw	2	234957	
11					Special nut	4	233879	} Fixing wheel cylinder
12					Spring washer	4	600208	
13					Brake drum	2	593897*	
14					Set screw, fixing brake drum	4	885751	
					Brake wheel cylinder overhaul kit, rear	1	275744	

* Asterisk indicates a new part which has not been used on any previous model

HAND BRAKE—Lever



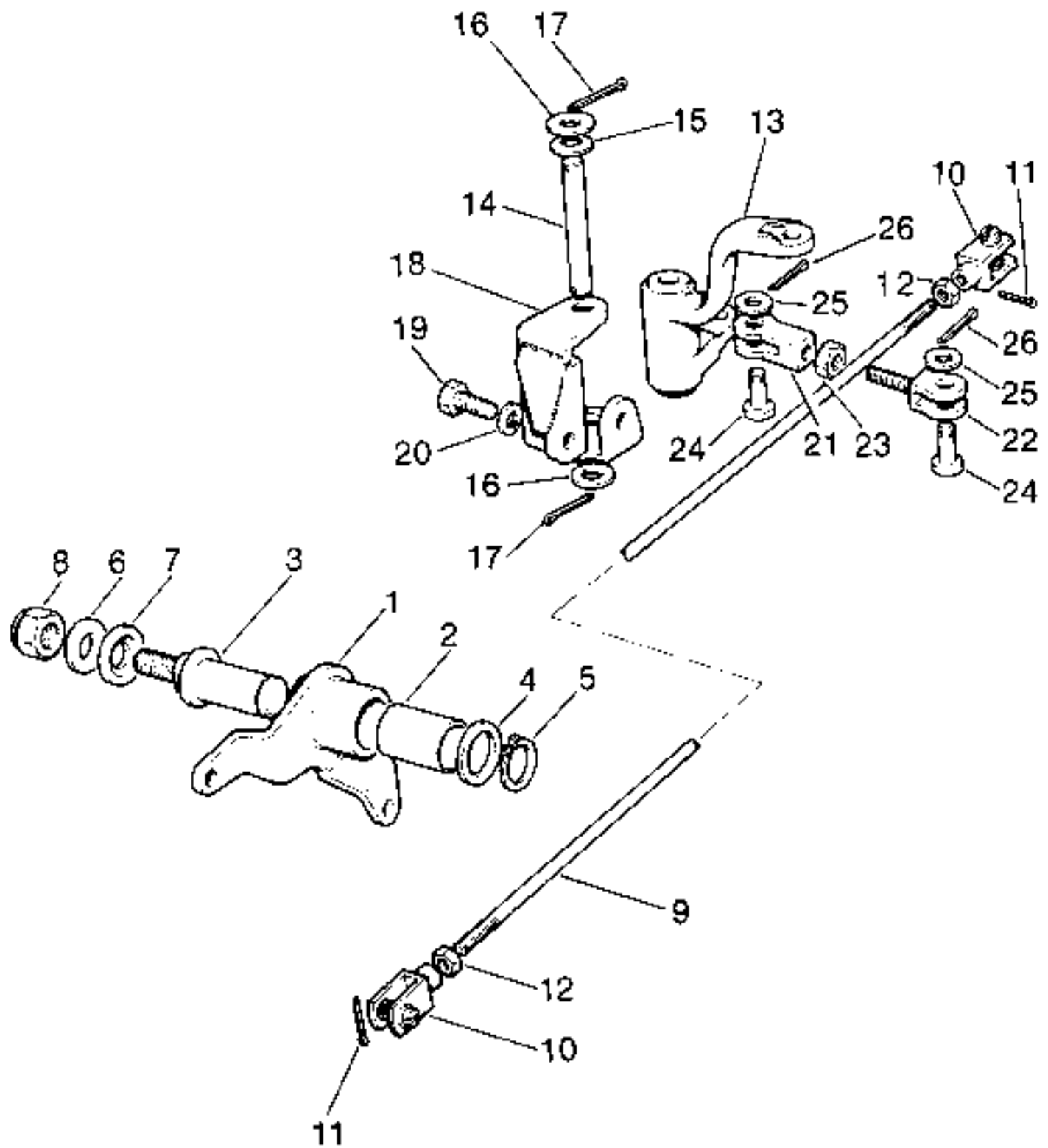
5RE192

HAND BRAKE—Lever

Plate								
Ref	1	2	3	4	DESCRIPTION	Qty	Part No	REMARKS
1					Hand brake lever complete ..	1	578145	
2					Bolt (MB×25) }	2	5H108251	
3					Spring washer } Fixing hand brake lever to	2	810004	
4					Plain washer } mounting bracket	2	850827	
5					Self-locking nut }	2	853047	
6					Hand brake garter assembly	1	399501*	
7					Drive screw retaining garter assembly	6	77704	
8					Bowden cable, hand brake to relay, RH Stg	1	595461*	
					Bowden cable, hand brake to relay, LH Stg	1	595462*	
9					Clip for cable, cable to radiator, LH Stg	1	3621	
10					Clevis pin } Hand brake cable to hand brake	1	529718	
11					Plain washer } lever	1	2203	
12					Split pin }	1	2390	

* Asterisk indicates a new part which has not been used on any previous model.

HAND BRAKE—Linkage



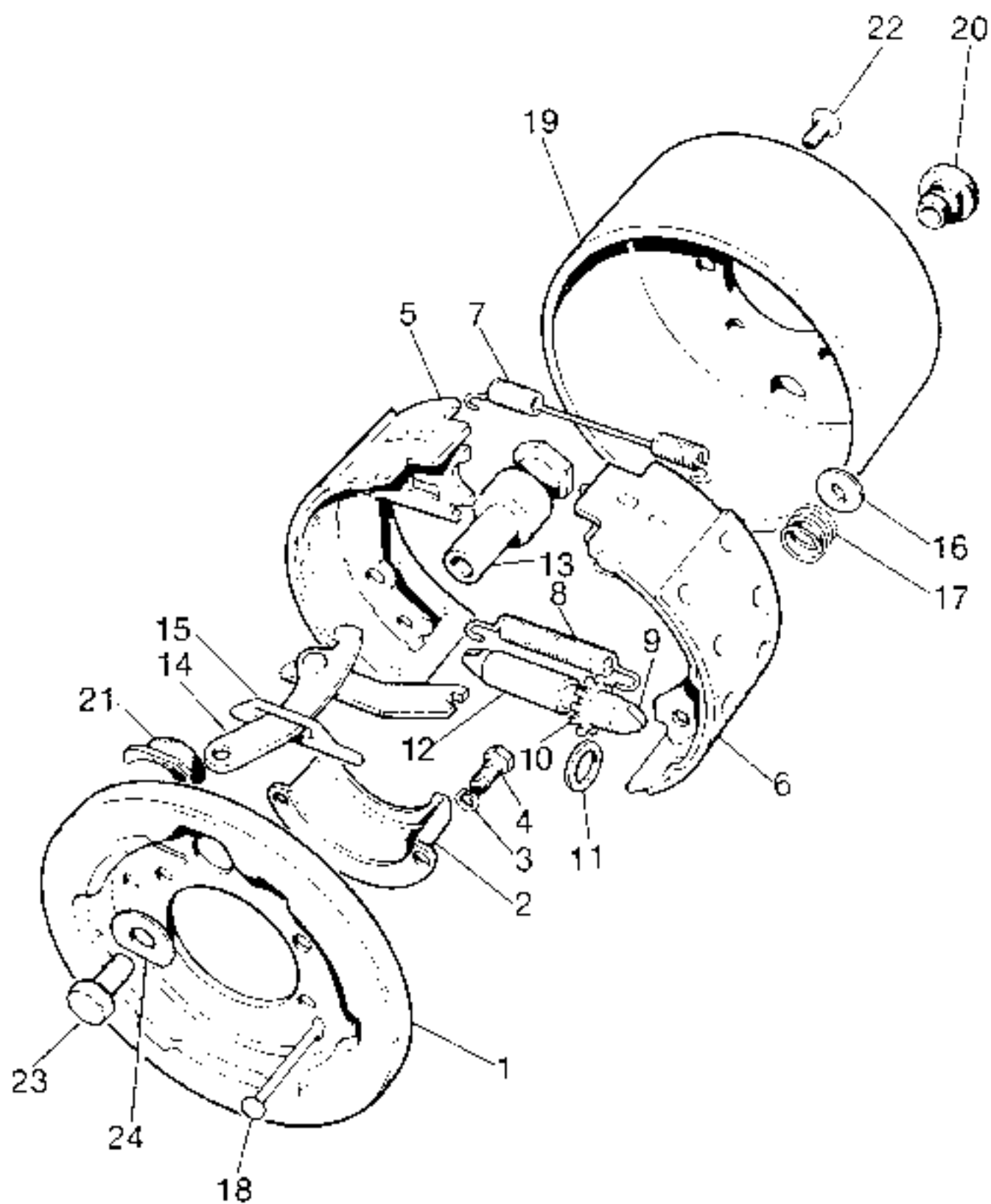
5RE183

HAND BRAKE—Linkage

Part No.	DESCRIPTION	Qty.	Part No.	REMARKS
1	Bolt, cap	1	565344	
2	Washer, lock	1	212316	
3	Shaft for relay lever	1	517110	
4	Plain washer	1	3738	From relay lever to shaft
5	Coil spring	1	9203	
6	Plain washer	1	3021	From relay lever to shaft
7	Plain washer	1	577334	From relay lever to shaft
8	Self-locking nut (5/16-18)	1	252153	
9	Bracket	1	545373	
10	Clens fork for coil spring	2	595372	
11	Spline pin for clens pin	2	PS103201	
12	Self-locking nut for clens fork end	2	N1104041	
13	Relay lever and bearing assembly	1	548560	
14	Pin for relay lever	1	54575676	
15	Ball race washer	1	278129	From pin and relay to bracket
16	Plain washer	2	3056	
17	Spline pin	2	HTC001	
18	Relay bracket	1	90575682	
19	Bolt (M18 x 18)	2	30575750	From bracket to gearbox
20	Spring washer	2	WM600051	
21	Adjusting link, female	1	90577521	
22	Adjusting link, male	1	90577522	
23	Locknut for adjusting link	1	254881	
24	Spline pin	2	30575673	
25	Plain washer	2	HTC513	From adjusting link
26	Spline pin	2	HTC001	

* Asterisk indicates a new part which has not been used on this previous model.

HAND BRAKE—Transmission Brake



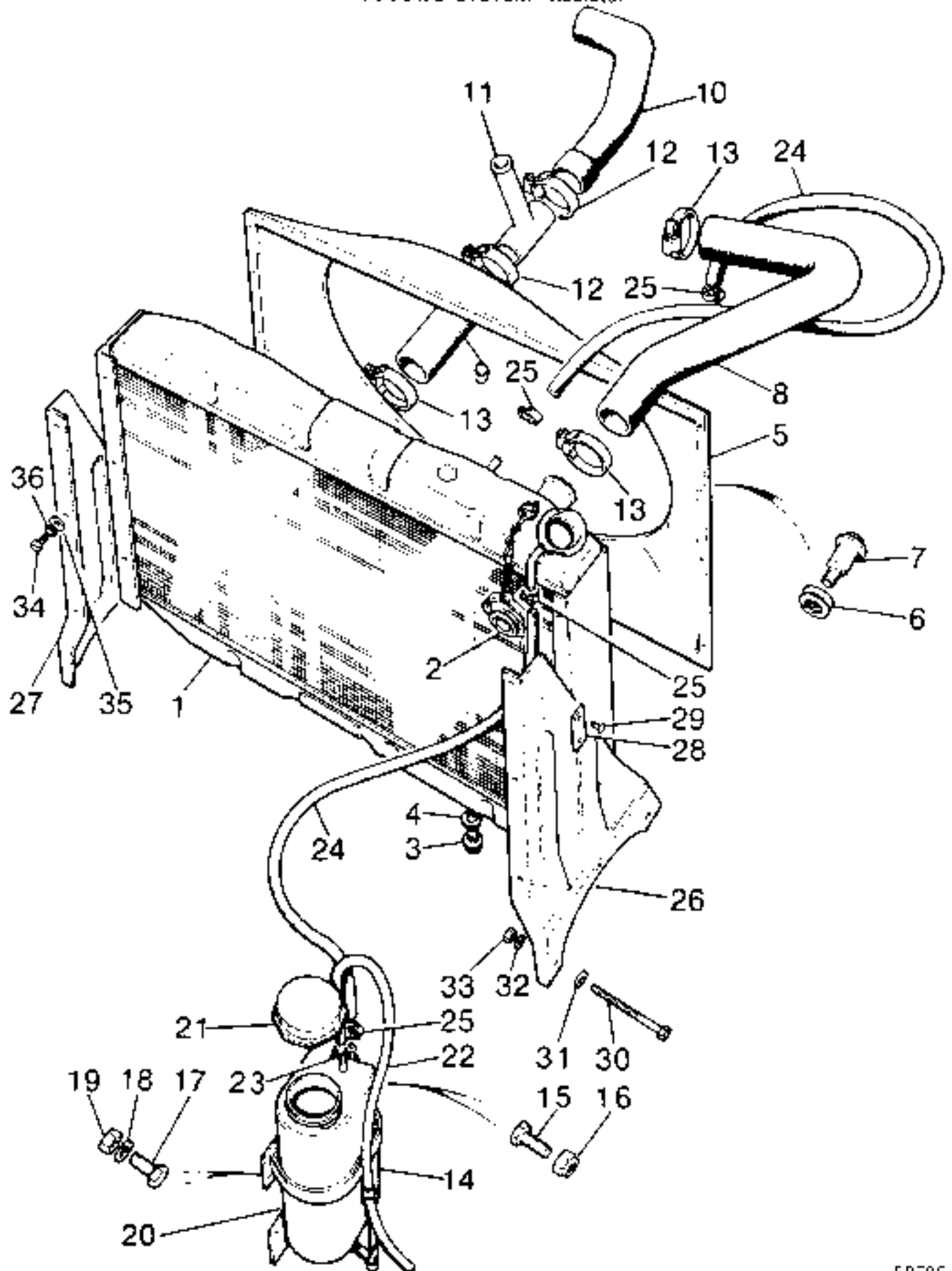
SEE 96

HAND BRAKE—Transmission Brake

Plate								
Ref.	1	2	3	4	DESCRIPTION	Qty	Part No	REMARKS
1					Anchor plate, transmission brake	1	606737	
2					Oil catcher for transmission brake	1	571971	
3					Spring washer	4	810004	Oil catcher and transmission brake to speedo housing
4					Bolt (M8×20)	4	889861	
5					BRAKE SHOE ASSEMBLY, BOXED PAIR	1	606738	
6					Lining complete, for shoe, boxed pair	1	606751	
7					Pull-off spring, expander end	1	606749	
8					Return spring, adjuster end	1	606750	
9					Adjuster cap	1	606742	
10					Adjuster wheel	1	606743	
11					Washer for adjuster wheel	1	606745	
12					Adjuster nut	1	606744	
13					Pivot post	1	606741	
14					Lever for handbrake linkage	1	606739	
15					Sealing shim for lever aperture	1	606740	
16					Retainer for spring	2	606748	
17					Steady spring for brake shoe	2	606747	
18					Pin for spring retainer	2	606746	
19					Brake drum	1	90576624	
20					Plug for brake drum	2	593890	
21					Seal, backplate/speedo housing	1	594026	
22					Screw (8 mm×20), fixing brake drum	2	886021	
23					Bolt (M10×20)	1	889645	Brake pivot to speedo housing
24					'O' washer	1	571969	

* Asterisk indicates a new part which has not been used on any previous model

COOLING SYSTEM—Radiator



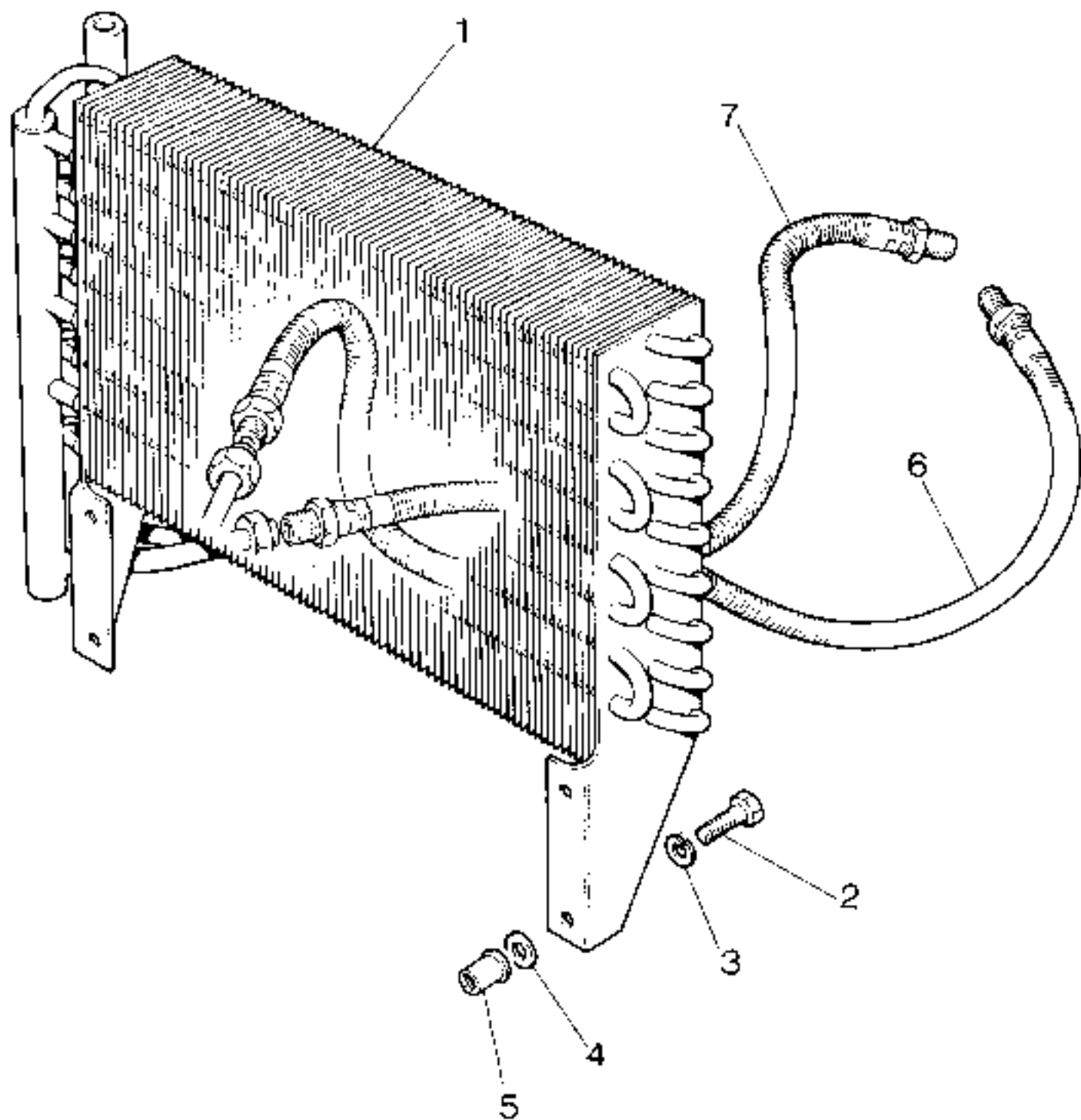
5RE9S

COOLING SYSTEM—Radiator

Plate								
Ref.	1	2	3	4	DESCRIPTION	Qty	Part No	REMARKS
1					RADIATOR BLOCK COMPLETE	1	NRC1972*	
2					Cap and chain	1	NRC1970*	
3					Drain plug	1	569047	
4					Joint washer for plug	1	213959	
5					Fan cowl	1	595279*	
6					Spring washer	8	564741	} Cowl to radiator block
7					Self tapping screw	8	562979	
8					Top water hose	1	595190	
9					Bottom water hose, straight	1	598832*	
10					Bottom water hose, angled	1	598834*	
11					T piece	1	90624418	
12					Hose clip (hose to T piece)	2	GHC913	
13					Hose clip for hoses	4	GHC1217	
14					Carrier radiator overflow bottle	1	564717	
15					Bolt (M6 x 14)	1	890071	} Carrier clamp
16					Self-locking nut (M6)	1	810505*	
17					Nut (M6 x 14)	2	890071	} Carrier to No. 1 cross-member
18					Spring washer	2	WL106001	
19					Nut (M6)	2	NH106041	
20					OVERFLOW BOTTLE	1	564718	
21					Cap, overflow bottle	1	564719	
22					Hose, overflow bottle outlet	1	564724	
23					Clip for hose	1	90577082	
24					Hose, radiator to bottle and manifold	2	90575977	
25					Clip for hose	4	603867	
26					RADIATOR SUPPORT BRACKET ASSEMBLY, LH	1	595258*	
27					RADIATOR SUPPORT BRACKET ASSEMBLY, RH	1	595259*	
28					Stop	2	332674	
29					Rivet	4	78321	
30					Nut (M8 x 90)	6	897121*	} Radiator support brackets to chassis frame
31					Plain washer	12	NH108041	
32					Spring washer	6	870024	
33					Nut (M8)	6	NH108041	
34					Bolt (M6 x 14)	6	SH106141	} Radiator block to brackets
35					Plain washer	6	WB106041	
36					Spring washer	6	WL106001	

* Asterisk indicates a new part which has not been listed on any previous model

COOLING SYSTEM—OH Cooler

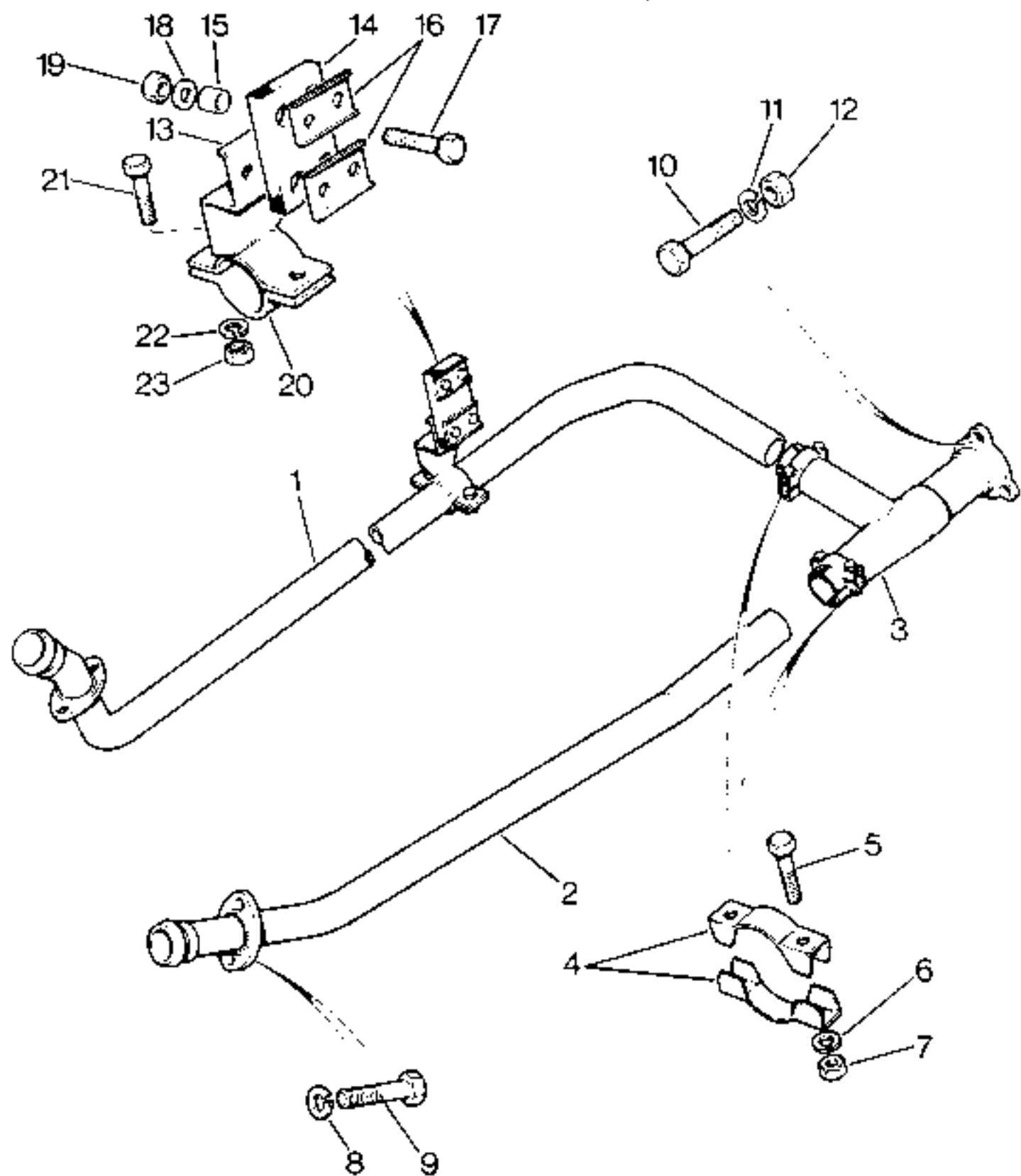


COOLING SYSTEM—Oil Cooler

Plate				DESCRIPTION	Qty	Part No.	REMARKS
Rel.	1	2	3				
1				Oil cooler complete	1	624361*	
2				Set screw (M6 × 2.5)	4	SH106251	
3				Spring washer	4	WM106001	
4				Plain washer	4	WA106041	
5				Nutsert (M6)	4	NN106011	
6				Pipe, oil cooler to engine (short)	1	NRC4*	} LH Stg
7				Pipe, oil cooler to engine (long)	1	NRC5*	
				Pipe, oil cooler to engine	2	NRC6*	RH Stg

* Asterisk indicates a new part which has not been used on any previous model.

EXHAUST SYSTEM—Down Pipe

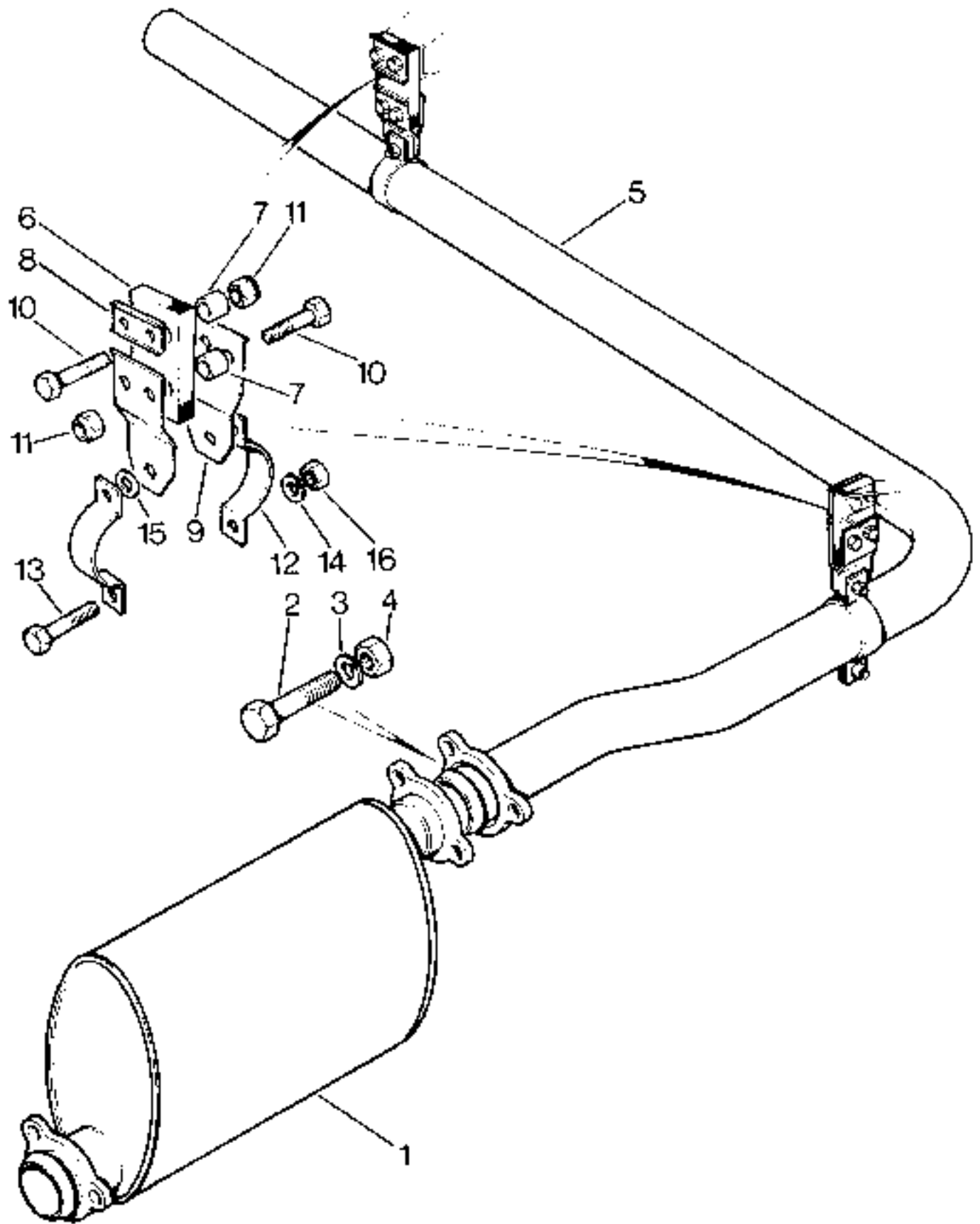


EXHAUST SYSTEM—Down Pipe

Plate		DESCRIPTION	Qty	Part No	REMARKS
Ref	1 2 3 4				
1		Exhaust down-pipe, RH	1	592789*	
2		Exhaust down-pipe, LH	1	592790*	
3		Junction pipe	1	598801	
4		Clamp	4	90575511	
5		Bolt (M8 x 45)	4	8H108101	Connecting down pipes to junction pipe
6		Spring washer	4	810024	
7		Nut (M8)	4	853047	Fixing down-pipe to manifold
8		Spring washer	4	810003	
9		Bolt (7/8" UNC x 1 1/2")	4	UCB13712A	Exhaust silencer to down pipe
10		Bolt (M8 x 40)	3	SH108041	
11		Spring washer	3	810024	
12		Nut (M8)	3	853047	
13		Clamp bracket	1	598825*	
14		Flexible mounting	1	GEX7325	
15		Distance piece	4	244009	
16		Clamp plate	2	239715	
17		Bolt (M6 x 25)	4	SH106251	Bracket and mounting to chassis frame
18		Plain washer	2	WC106041	
19		Self-locking nut (M6)	4	810505	
20		Saddle clamp bracket	1	598030*	
21		Bolt (M8 x 25)	2	SH108251	Saddle to clamp bracket
22		Spring washer	2	810004	
23		Nut (M8)	2	853047*	

* Asterisk indicates a new part which has not been used on any previous model.

EXHAUST SYSTEM—Silencer and Tail Pipe



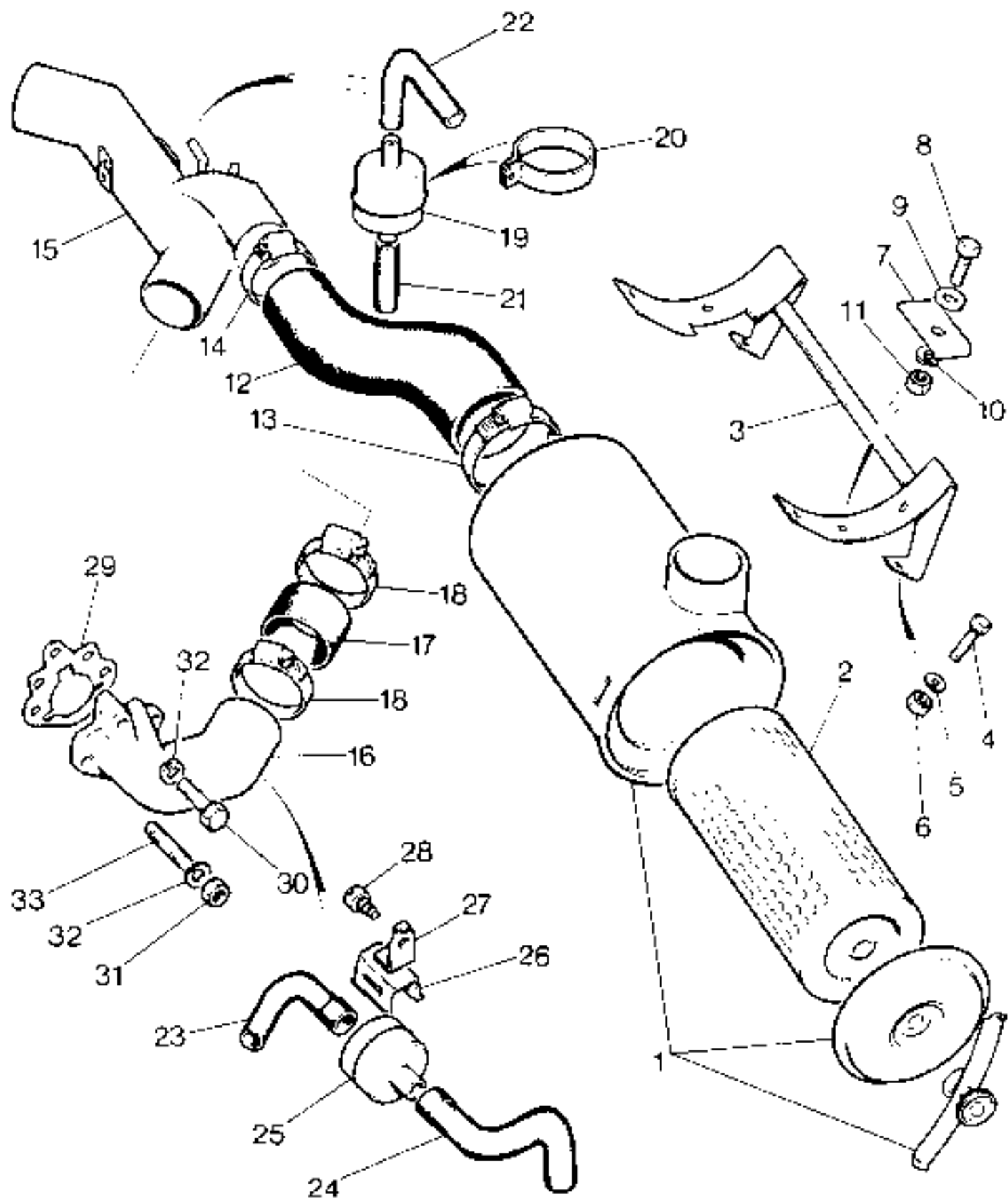
5RE207

EXHAUST SYSTEM--Silencer and Tail Pipe

Plate Ref.	1	2	3	4	DESCRIPTION	Qty	Part No.	REMARKS
	1				Exhaust silencer	1	NRC1169*	
	2				Bolt (M8 x 40)	3	SH108041	
	3				Spring washer	3	810024	} Fixing tail pipe to silencer
	4				Nut (M8)	3	853047	
	5				Exhaust tail pipe, RH steering	1	592794*	
					Exhaust tail pipe, LH steering	1	595264*	
	6				Flexible mounting	2	GEX7325	} Fixing exhaust to chassis frame
	7				Distance piece	8	244009	
	8				Clamp plate, upper	2	239715	
	9				Plate for flexible mounting	4	239710	
	10				Bolt (M6 x 25)	8	54106251	
	11				Self-locking nut (M6)	8	810505	
	12				Pipe clamp	4	562823	
	13				Bolt (M8 x 25)	4	SH108251	} Fixing clamp to plate and exhaust pipe
	14				Spring washer	4	810004	
	15				Plain washer	4	WA108061	
	16				Nut (M8)	4	853047	

* Asterisk indicates a new part which has not been used on any previous model.

BREATHER SYSTEM—Air Cleaner, Breather Filter and Flame Trap

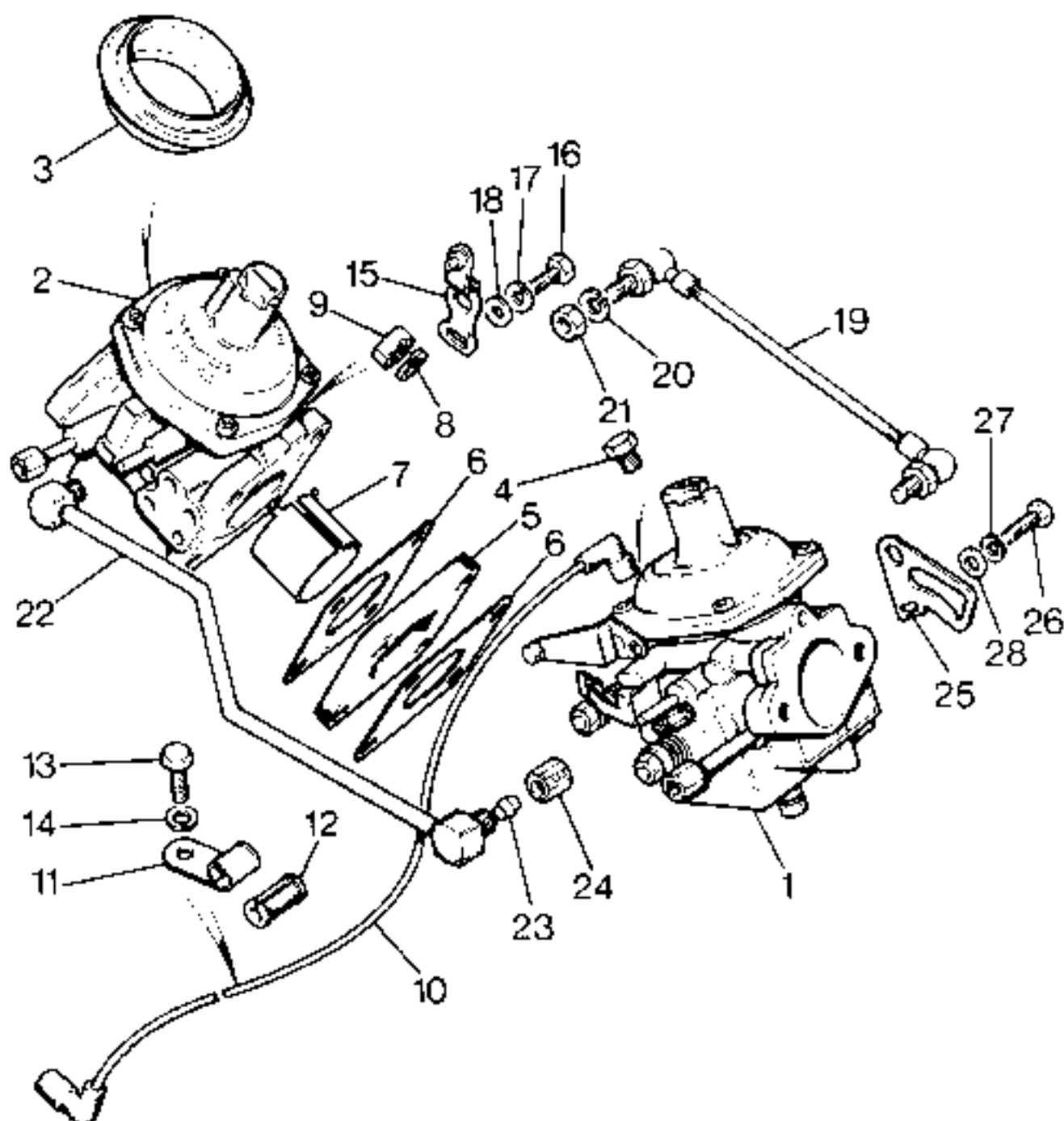


BREATHER SYSTEM—Air Cleaner, Breather Filter and Flame Trap

Plate Ref.	1	2	3	4	DESCRIPTION	Qty	Part No.	REMARKS
1					AIR CLEANER COMPLETE	1	592883*	
2					Element for air cleaner	1	608104*	
3					Cradle for air cleaner	1	398874*	
4					Screw (M6×12)	4	890067*	
5					Spring washer	4	810005	
6					Nut (M6)	3	NH106041	
					Nut (M6)	1	811948	
7					Clamp	3	398878*	
8					Set screw (M6×20)	3	SH106201	
9					Plain washer	3	WB106041	
10					Spring washer	3	810005	
11					Nut (M6)	3	NH106041	
12					Hose, air cleaner to mixing chamber	1	592795*	
13					Clip, hose to air cleaner	1	603901*	
14					Clip, hose to mixing chamber	1	GHC2228	
15					Air inlet duct	1	614789*	12 volt
					Air inlet duct	1	614790*	24 volt
16					Air intake elbow, LH	1	90612904*	
					Air intake elbow, RH	1	612905*	
17					Connector, air intake elbow to air mixing chamber	2	90612906*	
18					Clip for connector	4	90517585	
19					Breather filter	1	606158	
20					Clip for breather filter	1	613805	24 volt
21					Hose, breather filter to inlet duct	1	614237	
22					Hose, connector engine to breather filter	1	611108	
23					Hose, carburetter LH to flame trap	1	614161	
					Hose, carburetter RH to flame trap	1	90611112	
24					Hose, LH, flame trap to top rocker cover	1	611114	
					Hose, RH, flame trap to top rocker cover	1	611113	
25					Flame trap	2	603230	
26					Clip for carburetter hose	2	603376	
27					Bracket for clip, breather outlet, LH	1	612943	
					Bracket for clip, breather outlet, RH	1	611351	
28					Drive screw, fixing bracket to air intake elbow	2	71919	
29					Joint washer, elbow to carburetter	2	610327	
30					Bolt ($\frac{3}{8}$ " UNC×1 $\frac{1}{2}$ ")	2	254021	
31					Nut ($\frac{3}{8}$ " UNF)	4	254831	
32					Spring washer	6	WM600051	
33					Stud ($\frac{3}{8}$ " UNF/UNC)	4	252512	

* Asterisk indicates a new part which has not been used on any previous model.

FUEL SYSTEM—Carburetors and Linkage

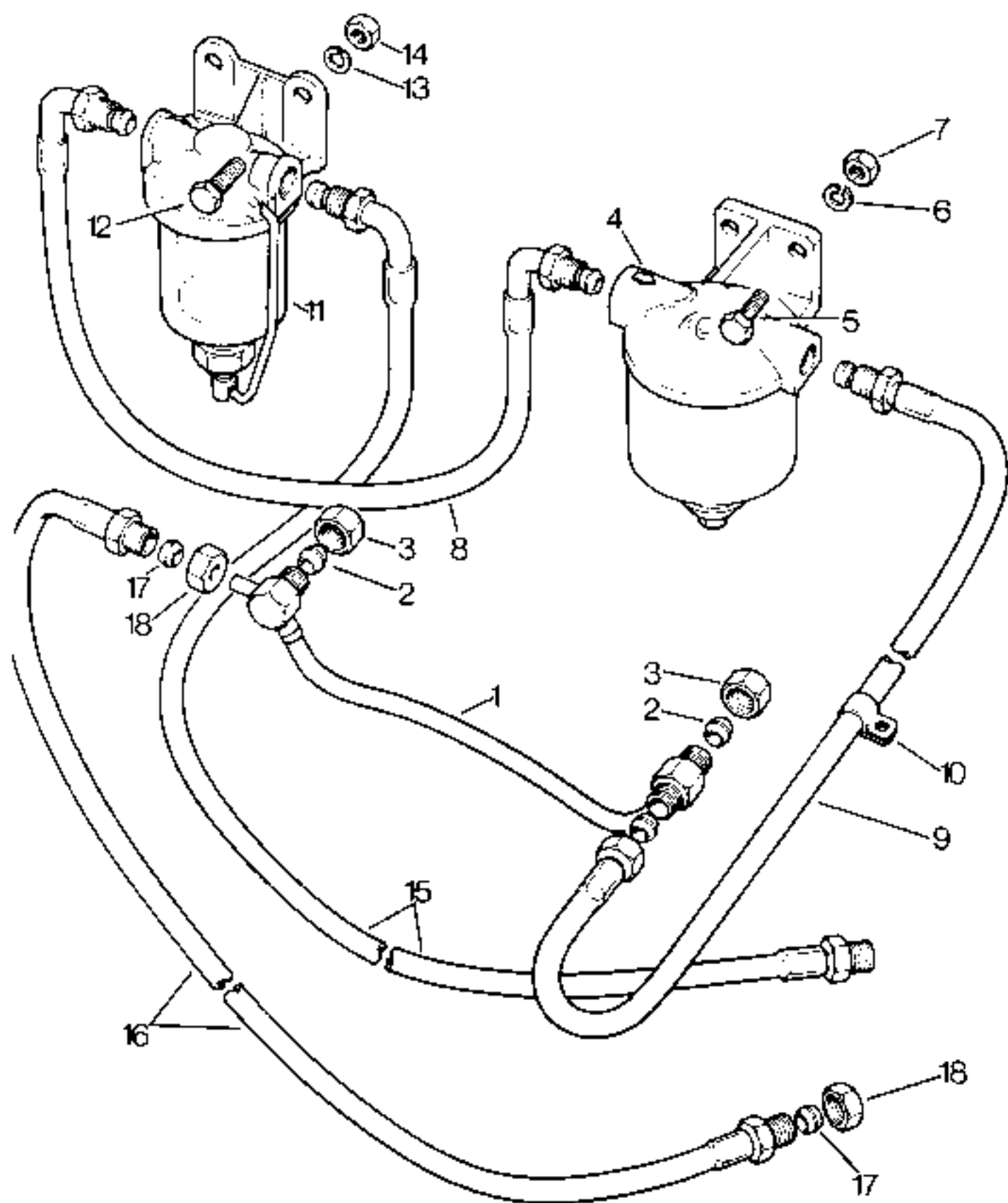


FUEL SYSTEM—Carburetors and Linkage

Plate Ref.	1	2	3	4	DESCRIPTION	Qty	Part No	REMARKS
	1				CARBURETOR COMPLETE, LH	1	613824*	
	2				CARBURETOR COMPLETE, RH	1	613825*	
	3				Diaphragm, for carburetors	2	605841	
					Gasket kit, for carburetor	2	605857	
					Needle valve kit, for carburetor	2	AAU2005*	
	4				Plug, for LH carburetor (Vacuum advance)	1	614190	24 Volt only
	5				Insulator, for carburetor	2	610849	
	6				Joint washer, for carburetor and insulator	4	568365	
	7				Liner, carburetor to inlet manifold	2	611026	
	8				Spring washer } Fixing carburetor to inlet manifold	9	WM600051	
	9				Nut ($\frac{7}{8}$ " UNF) }	9	254831	
	10				Vacuum pipe, LH carburetor to distributor	1	ERC2194*	
	11				Clip	1	90514721	} 12 Volt only
	12				Grommet, for clip } Fixing vacuum pipe to inlet	1	541215	
	13				Screw ($\frac{1}{4}$ " UNC x $\frac{1}{2}$ ") } manifold	1	253206	
	14				Spring washer }	1	WM600041	
	15				Adjusting lever, at RH throttle lever	1	612320	
	16				Set bolt (8 UNC x $\frac{1}{2}$ ") } Fixing adjusting lever to	1	257123	
	17				Spring washer } RH throttle lever	1	WM702001	
	18				Plain washer	1	3902	
	19				Throttle link	1	610336	
	20				Spring washer } Fixing throttle link to carburetor	2	WM702001	
	21				Nut, 2BA } levers	2	RTC608	
	22				PIPE, CHOKE CONNECTING	1	613514	
	23				Olive } Connecting choke pipe to carburetors	2	611015	
	24				Union nut }	2	90611014	
	25				Throttle lever LH	1	610333	
	26				Set bolt (8 UNC x $\frac{3}{8}$ ") }	1	257123	
	27				Spring washer } Fixing LH throttle lever	1	WM702001	
	28				Plain washer	1	3902	

* Asterisk indicates a new part which has not been used on any previous model.

FUEL SYSTEM--Pipes and Filters



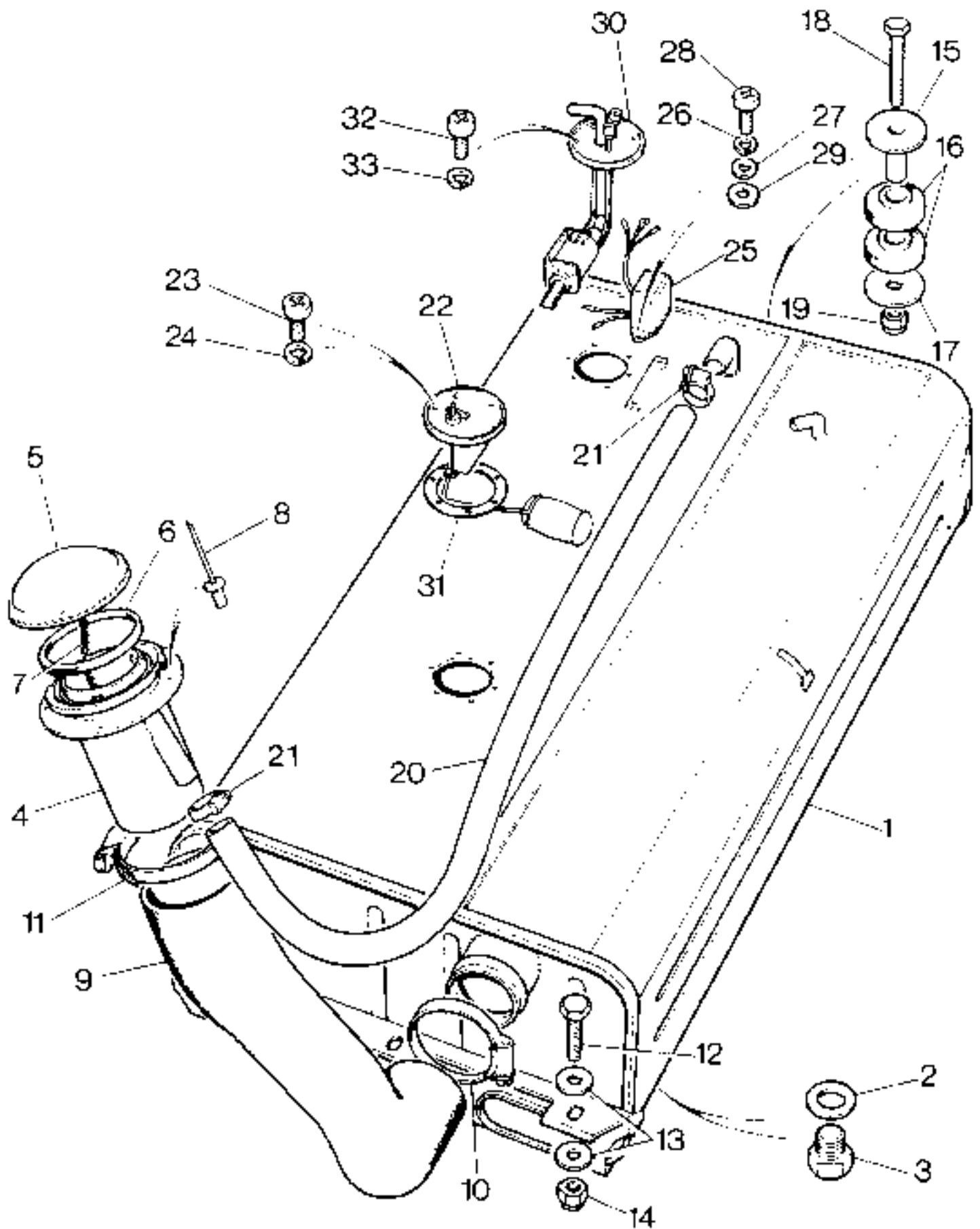
5RC214

FUEL SYSTEM—Pipes and Filters

Plate	1	2	3	4	DESCRIPTION	Qty	Part No.	REMARKS
	1				PETROL FEED PIPE TO CARBURETTOR	1	613786*	
	2				Olive	2	568575	
	3				Union nut	2	534790	
	4				SEDIMENT BOWL	1	90577508	
					Element and seal for sediment bowl	1	606204	
	5				Screw (M6×16) } Fixing sediment	2	SH108161	
	6				Spring washer } bowl to	2	810005	
	7				Nut (M6) } connecting angle	2	NH106041	
	8				Fuel pipe filter to filter connection .. .	1	90577645	
	9				Fuel pipe, sediment bowl to carburettor .. .	1	624221	
	10				Cable clip, fuel pipe to manifold .. .	1	552848	
	11				Fuel filter, visual .. .	1	267494	
	12				Screw (M6×16) } Fixing fuel filter	2	SH106161	
	13				Spring washer (M6) } .. .	2	810005	
	14				Nut (M6) } .. .	2	NH106041	
	15				Pipe, petrol tank to visual filter .. .	1	595233*	
	16				Spill return pipe .. .	1	595236*	
	17				Olive .. .	2	568575	
	18				Union nut .. .	2	534790	

* Asterisk indicates a new part which has not been used on any previous model.

FUEL SYSTEM—Fuel Tank and Pump



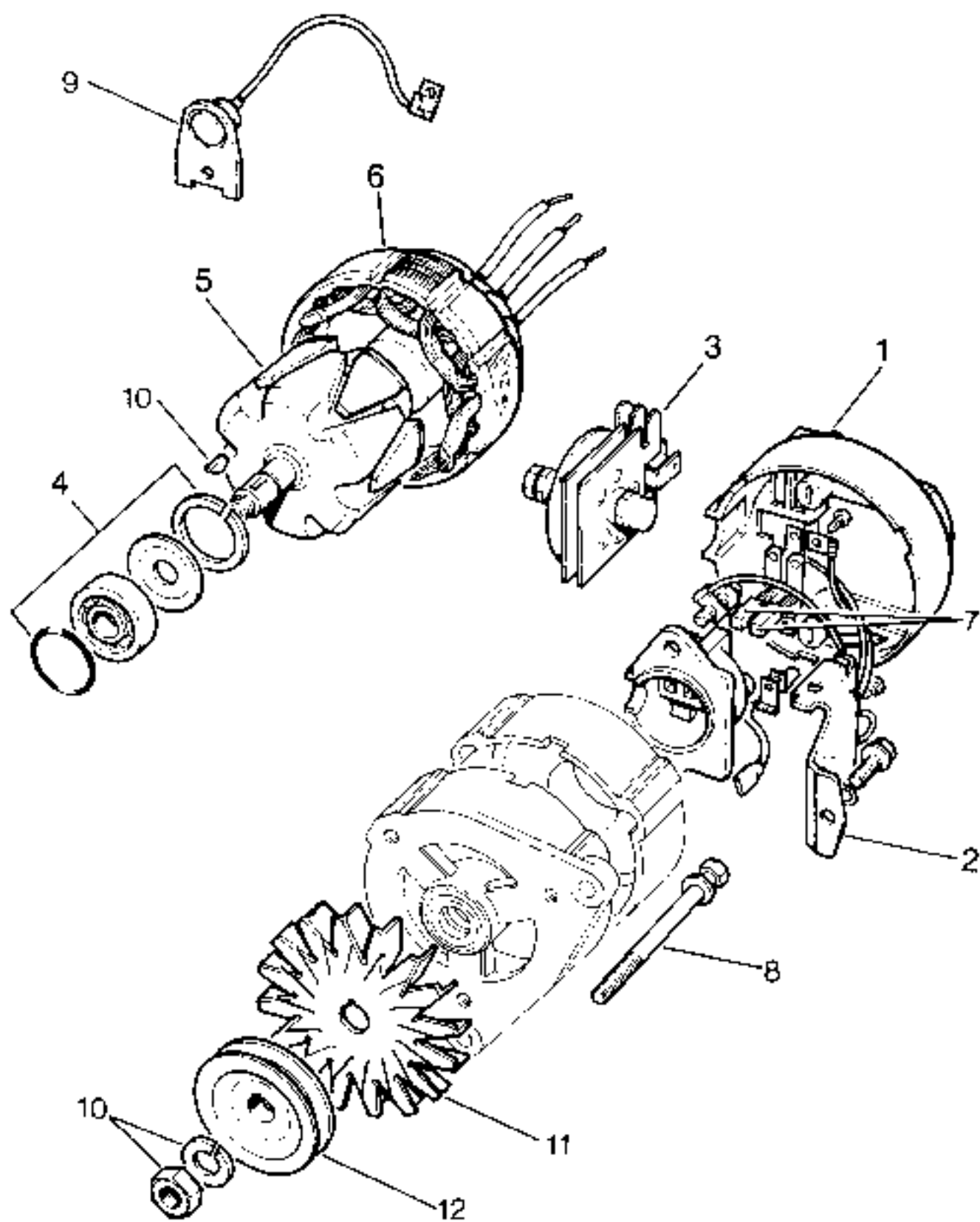
5R: 215

FUEL SYSTEM—Fuel Tank and Pump

Plate	DESCRIPTION				Qty	Part No.	REMARKS
Ref.	1	2	3	4			
1	FUEL TANK				1	598952*	
2	Joint washer				3	515589	
3	Drain plug				1	540870	
4	SIDE FILLER FOR FUEL TANK				1	595232*	
5	Filler cap				1	569006	
6	Gasket				1	624425	
7	Chain for cap				1	231190	
8	Pop rivet for filler to cover plate				4	78652	
9	Hose, filler to tank				1	595231*	
10	Clip, hose to tank				1	GHC222B	
11	Clip, hose to filter				1	603901*	
12	Bolt (M8 × 25)			} Fixing fuel tank to frame, front	3	SH108251	
13	Plain washer				6	WC108051	
14	Nut (M8 Nyloc)				3	NY108041	
15	Spacer tube				1	592494*	
16	Mounting rubber			} Fixing fuel tank to frame, rear	2	572295	
17	Washer				1	566580	
18	Bolt (10 mm × 60 mm)				1	889721*	
19	Self-locking nut (10 mm)				1	810503*	
20	Breather pipe, petrol tank				1	595235*	
21	Clip, pipe to tank and filter				2	603890	
22	Gauge unit for fuel tank				1	579375*	12 volt
	Gauge unit for fuel tank				1	579324*	24 volt
23	Screw (3 BA × 3/8")			} Gauge unit to tank	6	3890	
24	Spring washer				6	3101	
25	Suppressor box for fuel pump				1	PRC1254	
26	Spring washer			} Suppressor box to fuel tank	2	WM103001	
27	Plain washer				2	280791	
28	Screw (M3 × 8)				4	851407	
29	Plain washer				2	4032	
30	Fuel pump				1	589322*	
31	Sealing washer for fuel pump				1	RTC 14B	
32	Bolt (3 BA × 3/8")			} Fixing fuel pump	6	3890	
33	Spring washer				6	3101	

* Asterisk indicates a new part which has not been used on any previous model

ELECTRICAL--Alternator. 16 ACR (12 volt)



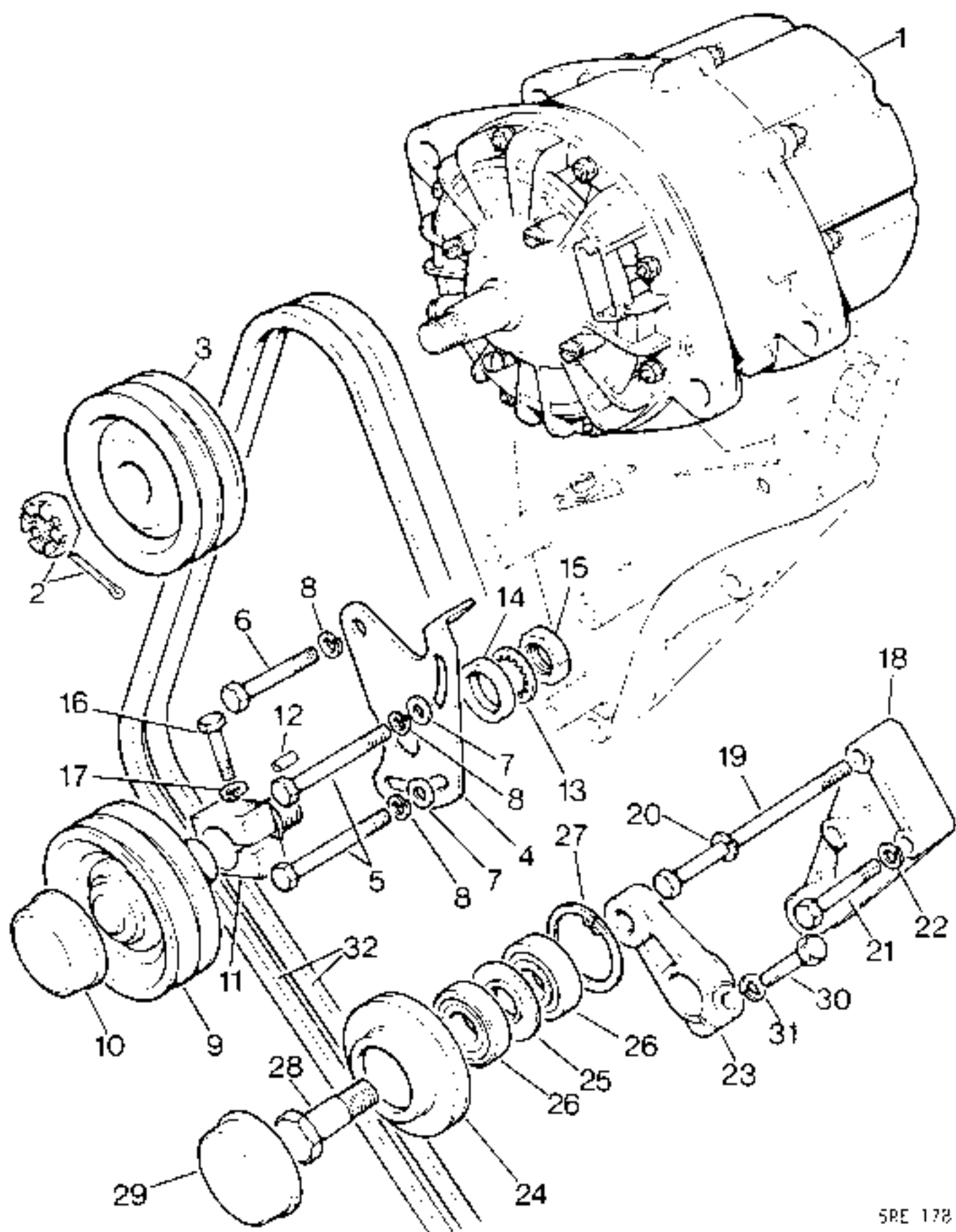
5:RE 169

ELECTRICAL—Alternator, 16 ACR (12 volt)

Plate Ref	1	2	3	4	DESCRIPTION	Qty	Part No	REMARKS
					ALTERNATOR COMPLETE WITH FAN, 12 VOLT	1	589714*	
1					Cover	1	UKC1655	
2					Regulator	1	R1C1003	
3					Rectifier	1	R1C1004	
4					Bearing kit, drive end	1	606826	
					Bearing kit, slip ring end	1	606832	
5					Rotor	1	AAU2053	
6					Stator	1	606828	
7					Brush set	1	GG8504	
8					Special bolt	3	606835	
9					Surge protection device	1	AAJ1506	
10					Sundry parts kit	1	606837	
11					Fan	1	147890	
12					Pulley for alternator	1	602505	

* Asterisk indicates a new part which has not been used on any previous model

ELECTRICAL—Alternator. 24 Volt Pulleys and Driving Belts

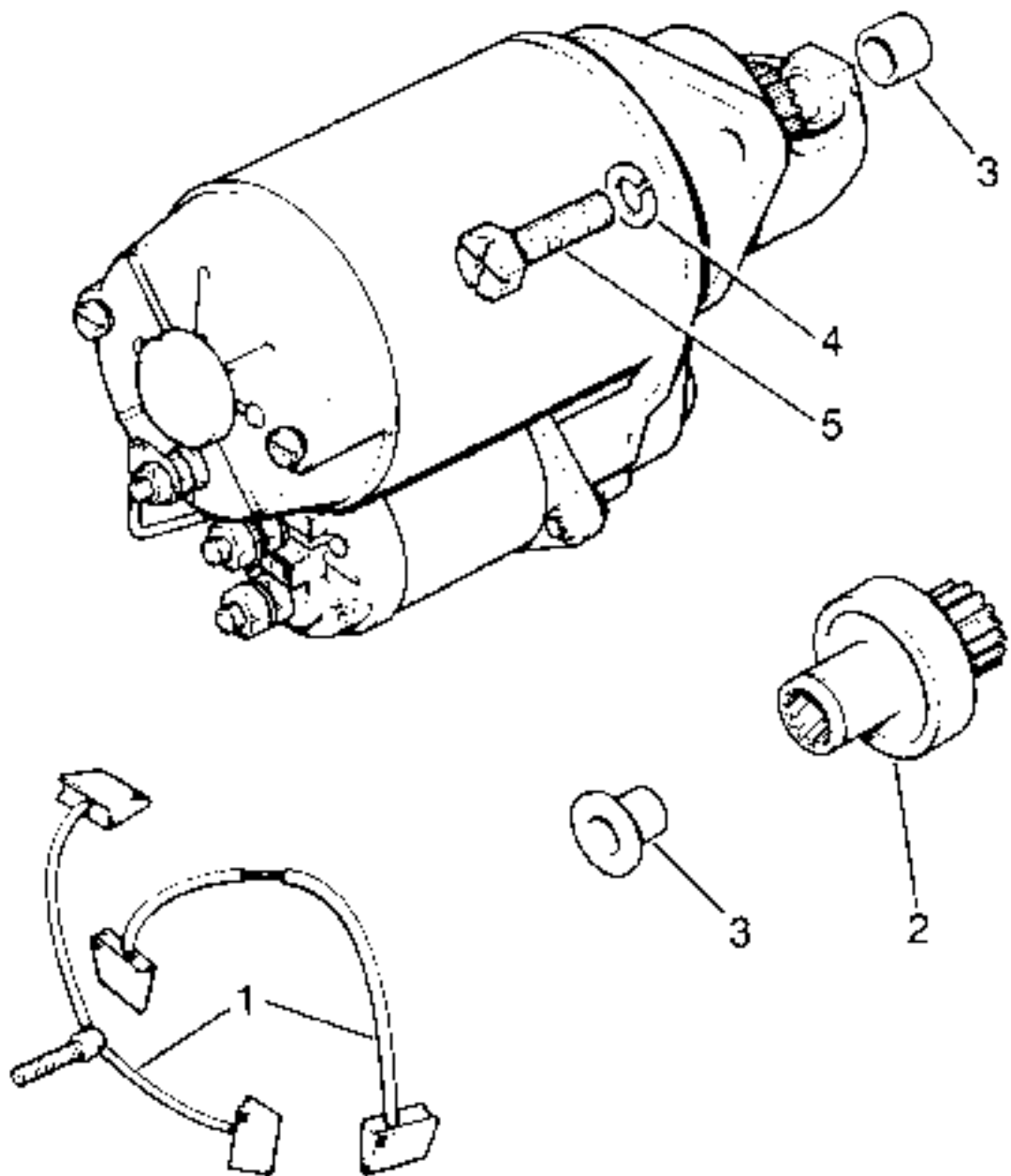


SRE 178

ELECTRICAL—Alternator, 24 Volt, Pulleys and Driving Belts

Plate	1	2	3	4	DESCRIPTION	Qty	Part No	REMARKS
1					ALTERNATOR COMPLETE 24 VOLT	1	647146	
					Brush	2	606339	
					Spring for brush	2	600975	
					Oil seal, drive end outer	1	601646	
					Roller bearing, drive end	1	601643	
					Oil seal, drive end cover shield	1	601648	
					Oil seal, drive end inner	1	601644	
					Circ lip, drive end	1	600901	
					Oil seal, slip ring end	1	601645	
2					Special started nut, for shaft	1	600933	
3					Pulley for alternator	1	554280	
4					Adjusting plate for idler pulley	1	90613214	
5					Bolt (1/2" UNC x 2 1/2") } alternator support bracket	2	254029	
6					Bolt (1/2" UNC x 2 1/2") } and adjusting plate to	2	254028	
7					Plain washer } alternator mtg bracket	2	2090	
8					Spring washer }	3	WM600051	
9					IDLER PULLEY ASSEMBLY FOR ALTERNATOR	1	614465	
10					Choke for idler pulley	1	614467	
11					BEARING SUPPORT ASSEMBLY FOR IDLER PULLEY	1	90610568	
12					Spring dowel pin	1	610508	
13					Shakeproof washer } fixing bearing support	1	78194	
14					Distance piece } assembly to	1	613010	
15					Nut (1/2" UNF) } adjusting plate	1	254817	
16					Bolt (1/2" UNF x 1 1/2") } For bearing support	1	250220	
17					Spring washer } assembly	1	WM600051	
18					Support bracket for fan and water pump tensioning pulley	1	90613780	
19					Bolt (1/2" UNC x 6") } Fixing support bracket	2	253964	
20					Spring washer } to water pump casing	2	WM600051	
21					Bolt (1/2" UNC x 2 3/4") } and cylinder block	1	253965	
22					Spring washer	1	WM600041	
					TENSIONING PULLEY ASSEMBLY FOR FAN AND WATER PUMP	1	614533	
23					Adjusting arm	1	90613782	
24					Pulley	1	614534	
25					Spacer	1	613785	
26					Bearing	2	90611634	
27					Circ lip	1	217510	
28					Spindle bolt	1	613784	
29					Cap for pulley	1	614535	
30					Clamping bolt (1 1/2" UNF x 1 1/2") } For tensioning	1	256320	
31					Spring washer } pulley arm	1	WM600051	
32					Driving belts for alternator (pair)	1	613020	

ELECTRICAL—Starter Motor, 12 & 24 Volt



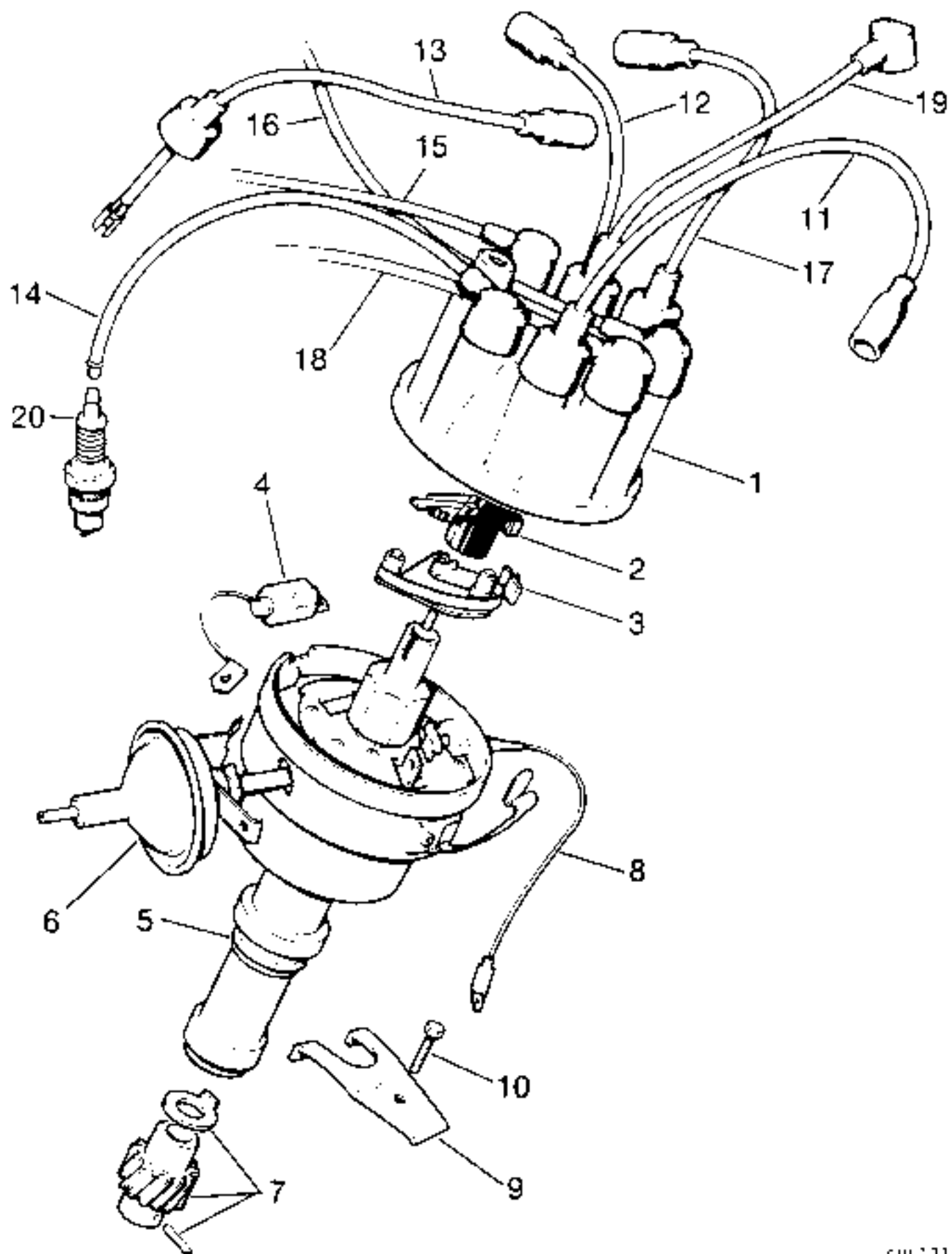
5RE170

ELECTRICAL—Starter Motor, 12 & 24 Volt

Plate								
Ref	1	2	3	4	DESCRIPTION	Qty	Part No	REMARKS
					STARTER MOTOR COMPLETE	1	589816*	12 volt
					STARTER MOTOR COMPLETE	1	589817*	24 volt
1					Brush kit	1	GSB114	12 volt
					Brush kit	1	AAU7405	24 volt
2					Drive kit	1	RTC 834	
3					Bush kit	1	608352	
					Sundry parts kit	1	90608178	
4					Spring washer	2	WM600061	Fixing starter motor to cylinder block
5					Special bolt	2	ERC1349	

* Asterisk indicates a new part which has not been used on any previous model

ELECTRICAL—Distributor and Ignition Harness (12 Volt)



51E:71

ELECTRICAL—Distributor and Ignition Harness (12 Volt)

Plate								
Ref.	1	2	3	4	DESCRIPTION	Qty	Part No.	REMARKS
					DISTRIBUTOR COMPLETE (less leads)	1 614179
1					Cap assembly	1 GDC117
2					Rotor arm	1 GRA112
3					Contact set	1 GCS117
4					Condenser	1 GSC108
5					Sealing ring	1 603446
6					Vacuum unit	1 608194
7					Driving gear with pin and thrust washer	1 605217
8					Lead, LT. Distributor to coil	1 608197
9					Clamp	1 613857
10					Bolt ($\frac{3}{8}$ " UNC x $1\frac{1}{2}$ ")	1 253051
11					Plug lead No. 1	1 90614591
12					Plug lead No. 2	1 614592
13					Plug lead No. 3	1 614593
14					Plug lead No. 4	1 614594
15					Plug lead No. 5	1 614595
16					Plug lead No. 6	1 614596
17					Plug lead No. 7	1 614597
18					Plug lead No. 8	1 614598
19					Lead, HT. Distributor to coil	1 90614599
20					Spark plug	8 L92Y

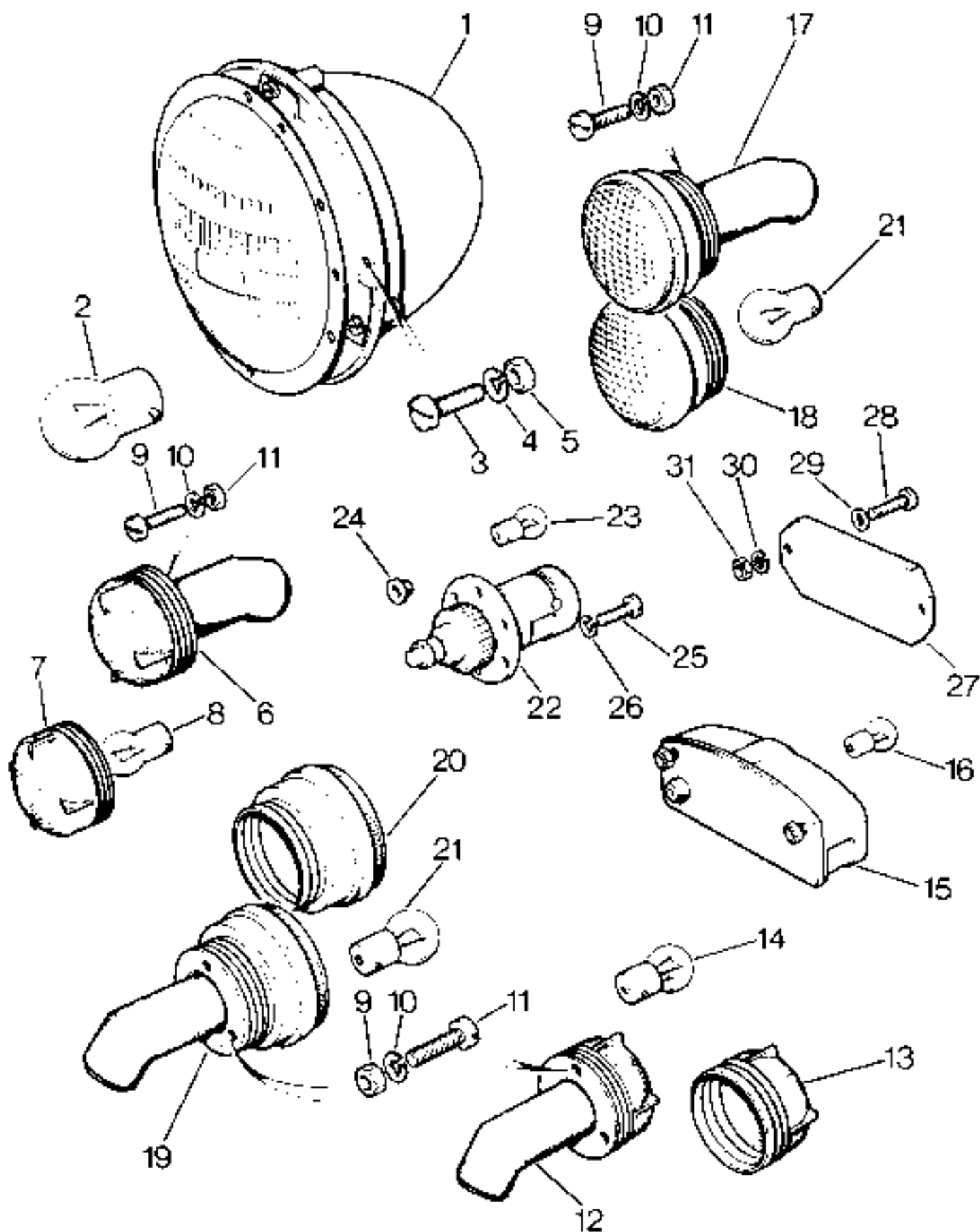
* Asterisk indicates a new part which has not been used on any previous model.

ELECTRICAL—Distributor and Ignition Harness (24 volt)

Plate Ref.	1	2	3	4	DESCRIPTION	Qty	Part No	REMARKS
					DISTRIBUTOR COMPLETE (less leads)	1	90613827*	
1					Cover assembly (includes brush and spring)	1	AAU1394*	
2					Rotor arm	1	AAU1396*	
3					Contact set	2	AAU1393*	
4					Condenser	1	AAU1395*	
5					O' ring, oil seal	1	603446	
6					Driven gear and pin	1	605217	
7					Clamp for distributor	1	602397	
8					Bolt ($\frac{3}{8}$ " UNC x 1"), fixing distributor to timing cover	1	253047	
9					Plug lead No 1	1	ERC1616*	
10					Plug lead No 2	1	ERC1620*	
11					Plug lead No 3	1	ERC1621*	
12					Plug lead No 4	1	ERC1617*	
13					Plug lead No 5	1	ERC1622*	
14					Plug lead No. 6	1	ERC1618*	
15					Plug lead No 7	1	ERC1619*	
16					Plug lead No 8	1	ERC1623*	
17					LT lead, coil to distributor	1	AAU1425*	
18					HT lead, coil to distributor	1	ERC1615*	
19					Filter	1	606168	
20					Pipe } Venting distributor	1	90613814*	
21					Bracket for filter	1	614238	
22					Screw (No. 8 x $\frac{1}{2}$ ")	1	534907	
23					Spire nut	1	79049	
24					Clip for filter	1	613805	
25					Pipe, filter inlet	1	614255	
26					Pipe, distributor to inlet duct	1	614235	
27					Bracket	2	614239	
28					Clip } Fixing pipe	2	603546	
29					Connector for pipe	2	614236	
30					Sparking plug	8	90613465	
31					Clip for spark plug leads	3	240431	

* Asterisk indicates a new part which has not been used on any previous model.

ELECTRICAL—Lamps 12 and 24 Volt



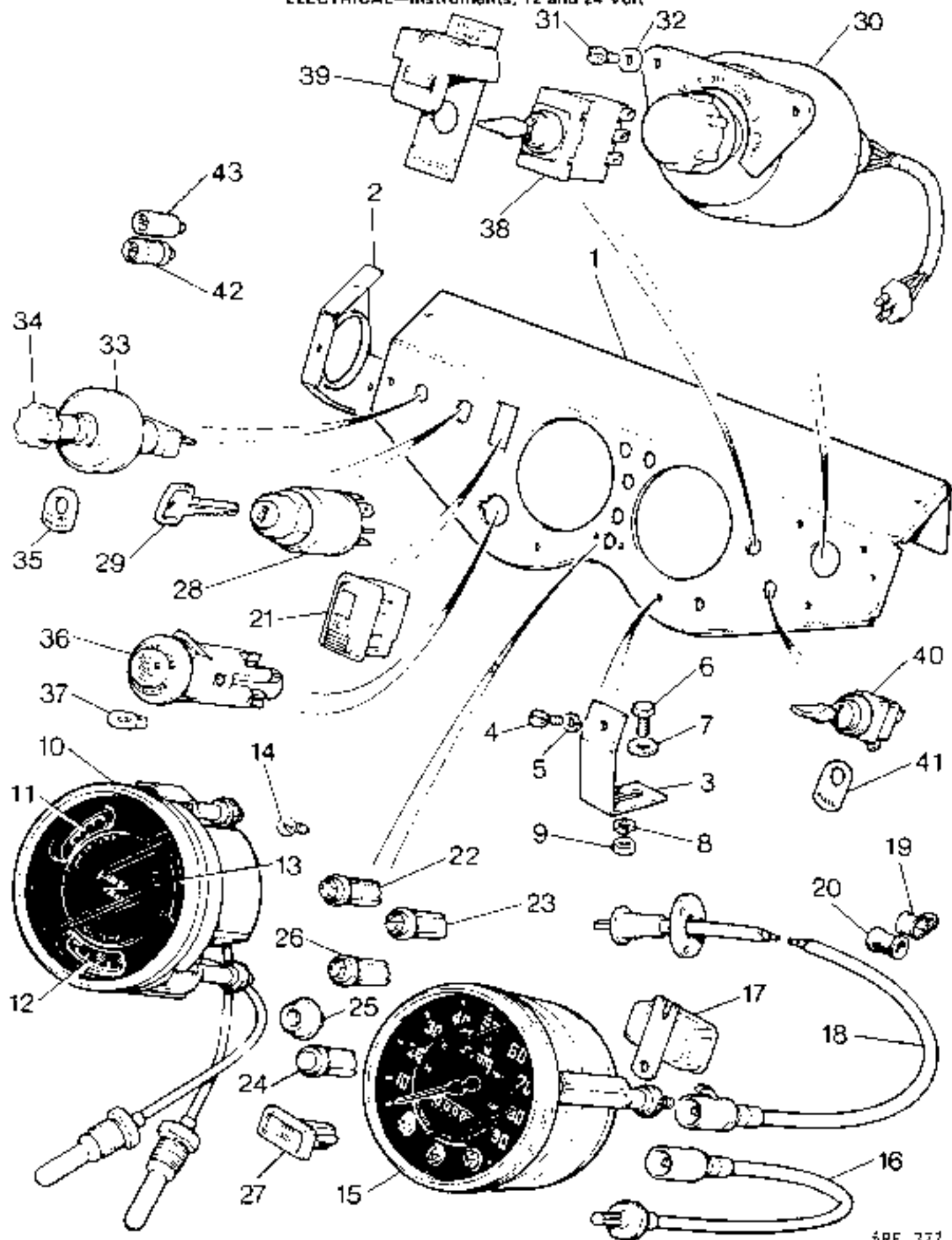
5RE175

ELECTRICAL—Lamps, 12 and 24 Volt

Plate Ref.	1 2 3 4	DESCRIPTION	Qty	Part No	REMARKS
1		HEADLAMP COMPLETE	2	204579	12 volt
2		Bulb for headlamp	2	565233	
		HEADLAMP COMPLETE	2	514774	24 volt
		Bulb for headlamp	2	514775	
3		Screw (M5 x 2)	6	SE105121	
4		Spring washer	6	S10029	Headlamp to body
5		Nut (M5)	6	854031	
6		SIDELAMP, LESS BULB	2	RTC1931	
7		Lens for sidelamp	2	600855	
8		Bulb for sidelamp	2	GLB207	12 volt
		Bulb for sidelamp	2	GLB149	24 volt
9		Screw (M3 x 12) pan head	24	580827	Fixing side lamp, stop tail lamp, and flasher lamp
10		Spring washer	24	WM103001	
11		Nut (M3)	24	854051	
12		STOP TAIL LAMP LESS BULB	2	RTC1919	
13		Lens for stop/tail lamp	2	AAU11079	
14		Bulb for stop/tail lamp	2	GLB380	12 volt
		Bulb for stop/tail lamp	2	529558	24 volt
15		NUMBER PLATE LAMP	1	234213	12 volt
		NUMBER PLATE LAMP	1	500545	24 volt
16		Bulb for number plate lamp	1	GL6389	12 volt
		Bulb for number plate lamp	1	GLB227	24 volt
17		FRONT FLASHER LAMP, LESS BULB	2	RTC1895	
18		Lens for front flasher lamp	2	RTC1843	
19		REAR FLASHER LAMP, LESS BULB	2	RTC1806	
20		Lens for rear flasher lamp	2	RTC1844	
21		Bulb for flasher lamp	4	GLB382	12 volt
		Bulb for flasher lamp	4	GLB241	24 volt
22		CONVOY LAMP COMPLETE	1	268616	12 volt
		CONVOY LAMP COMPLETE	1	510165	24 volt
23		Bulb for convoy lamp	1	268631	12 volt
		Bulb for convoy lamp	1	GLB149	24 volt
24		Sealing gland for lamp	1	536126	
25		Screw (4BA x 2 1/2)	3	78415	Fixing convoy lamp
26		Spring washer	3	916007	
27		Red rear reflector	2	589877	
28		Screw (M3 x 12)	4	800827	Reflector to rear cross-member
29		Plain washer	4	851407	
30		Spring washer	4	WM103001	
31		Nut (M3)	4	854051	

* Asterisk indicates a new part which has not been used on any previous model.

ELECTRICAL—Instruments, 12 and 24 Volt



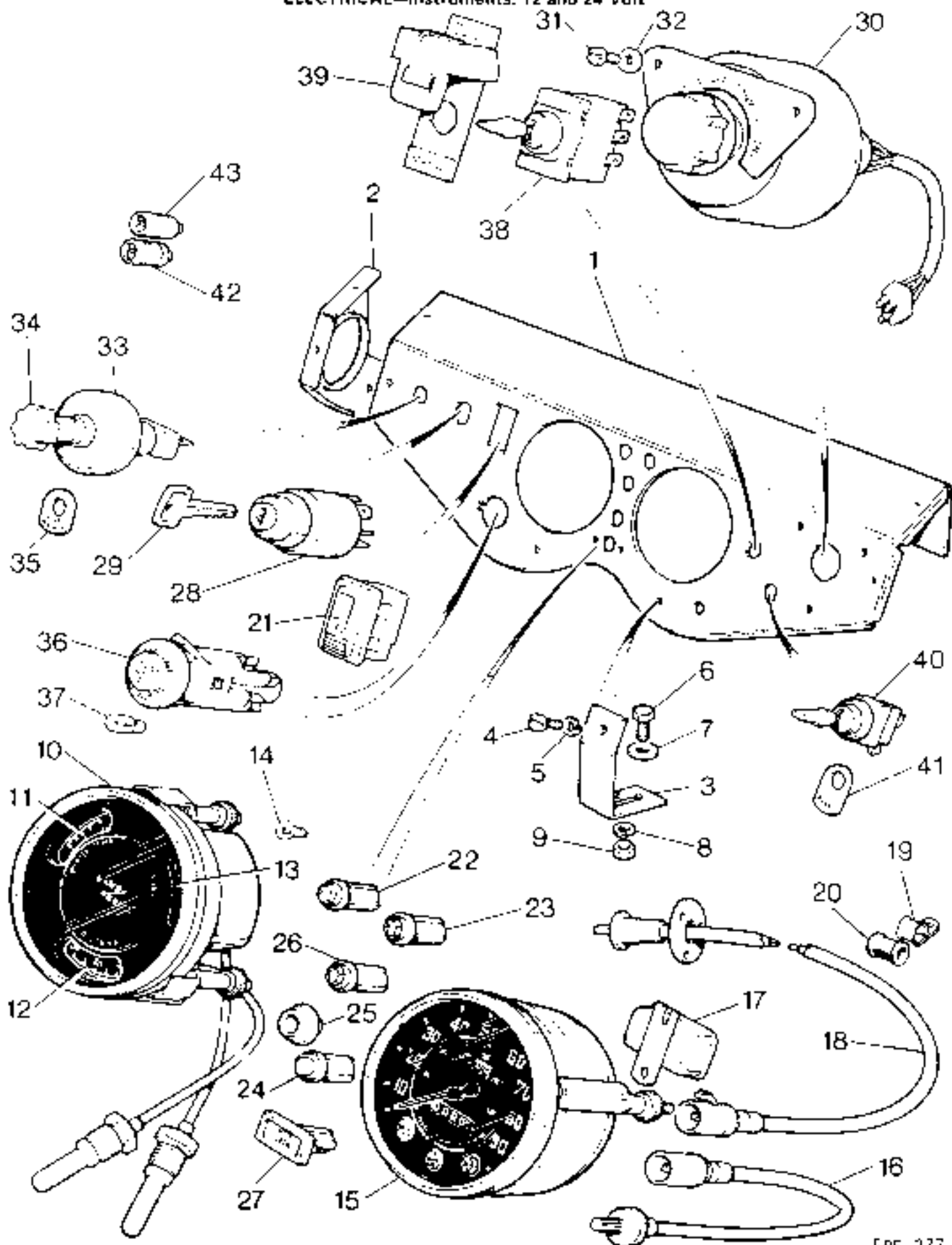
5RE 377

ELECTRICAL—Instruments, 12 and 24 Volt

Plate		DESCRIPTION	Qty	Part No.	REMARKS
Ref	1 2 3 4				
1		Instrument panel, front plate	1	398725	RH Sty
		Instrument panel, front plate	1	398726	LH Sty
		End plate for instrument panel, RH	1	MRC1526	
2		End plate for instrument panel, LH	1	MRC1527	
3		Support bracket, RH	1	MRC1528	
		Support bracket, LH	1	MRC1529	
4		Screw (M4 × 12)	6	891687	Supports to panel and end plates
5		Spring washer	6	WM104001	
6		Screw (M6 × 6)	2	SH106161	Fixing instrument panel bracket to steering column support
7		Plain washer	2	WB106041	
8		Spring washer	2	WM106001	
9		Nut (M6)	2	NH105041	
		Bolt (6 mm × 12 mm)	2	890067	Fixing instrument panel end plate to dash rail
		Spring washer	2	WM106001	
		Nut (M6)	2	NH105041	
10		GUAGE PANEL COMPLETE	1	589508	12 volt
		GUAGE PANEL COMPLETE	1	589339	24 volt
11		Water temperature gauge	1	589527	
12		Oil temperature gauge	1	589528	
13		Fuel gauge	1	555835	12 volt
		Fuel gauge	1	560761	24 volt
14		Bulb for panel lights, SP 987	5	GLB987	12 volt
		Bulb for panel lights, SP 650	5	GLB650	24 volt
		Bulb for panel lights, SP 281	4	GLB281	12 volt
		Bulb for panel lights, SP 283	4	575221	24 volt
15		SPEEDOMETER C/W TRIP	1	PRC1057	
16		Speedometer trip reset complete	1	90575223	
17		Stabiliser, fitted to speedometer	1	559052	12 volt
18		Cable complete for speedometer	1	589497	
19		Clip	1	56667	Speedometer cable
20		Grommet for clip	1	6860	
21		Brake warning light—Red	1	589189	12 volt
		Brake warning light—Red	1	589266	24 volt
22		Flasher warning light—Green	1	589027	
23		Trailer flasher warning light—Orange	1	559322	
24		Winch warning light—White	1	579349	
25		Blanking plug, winch warning light hole	1	338015	When winch is not fitted
26		Ignition warning light—Red	1	579007	
27		Differential lock—warning light	1	623052	
28		Switch for ignition and starter	1	551508	
29		Key blank for ignition switch	1	CD31726B	
		Key, cut. for ignition switch	1	CD31726C	State key number required
30		Switch for lamps 6-way	1	589326*	
31		Screw (2BA × 3/8")	3	77941	Lighting switch to panel
32		Plain washer	3	WC105001	
33		SWITCH FOR WIPER MOTOR AND SCREEN WASHER	1	579006	
34		Knob for switch	1	90575153	
35		Nameplate for switch 'WIPER/WASHER'	1	560918	

* Asterisk indicates a new part which has not been used on any previous model.

ELECTRICAL—Instruments. 12 and 24 Volt



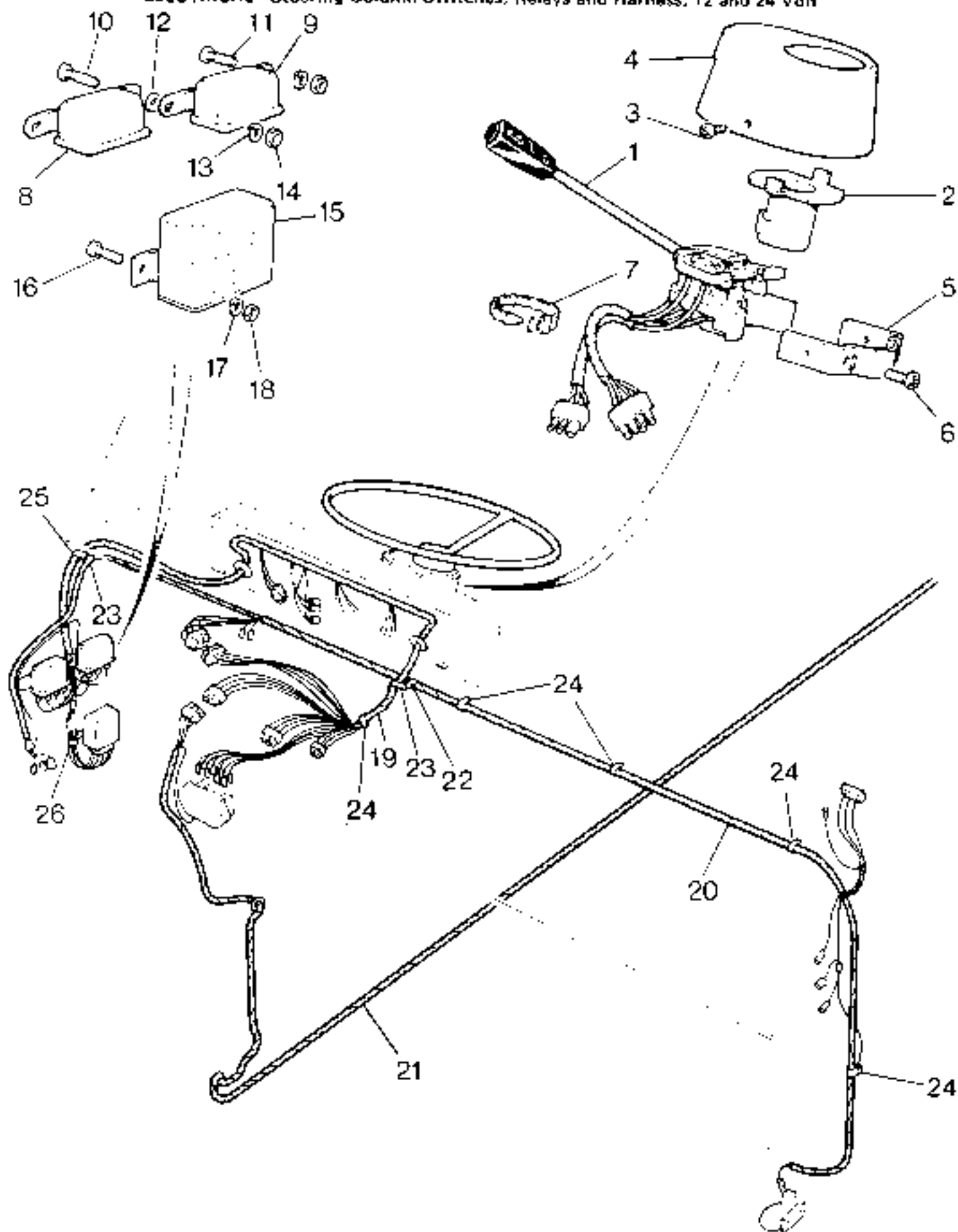
5RE 277

ELECTRICAL Instruments, 12 and 24 Volt

Plate	Ref.	1	2	3	4	DESCRIPTION	Qty	Part No.	REMARKS
	36					Switch for hazard warning	1	579225	
	37					Bulb for switch	1	G1 B281	12 volt
						Bulb for switch	1	575221	24 volt
	38					Switch for infra-red lamp	1	579179	
	39					Inhibitor for infra-red switch	1	589186	
	40					Switch for panel lights	1	RTC430	
	41					Nameplate for switch 'PANEL'	1	560404	
	42					Socket for inspection lamp—Black	1	579122	
	43					Socket for inspection lamp—Red	1	579121	
						Warning plate, AC system	1	336441	
						Warning plate, alternator installation	1	348434	
						Pop-rivet, fixing warning plates	8	78257	

* Asterisk indicates a new part which has not been used on any previous model

ELECTRICAL—Steering Column Switches, Relays and Harness, 12 and 24 Volt

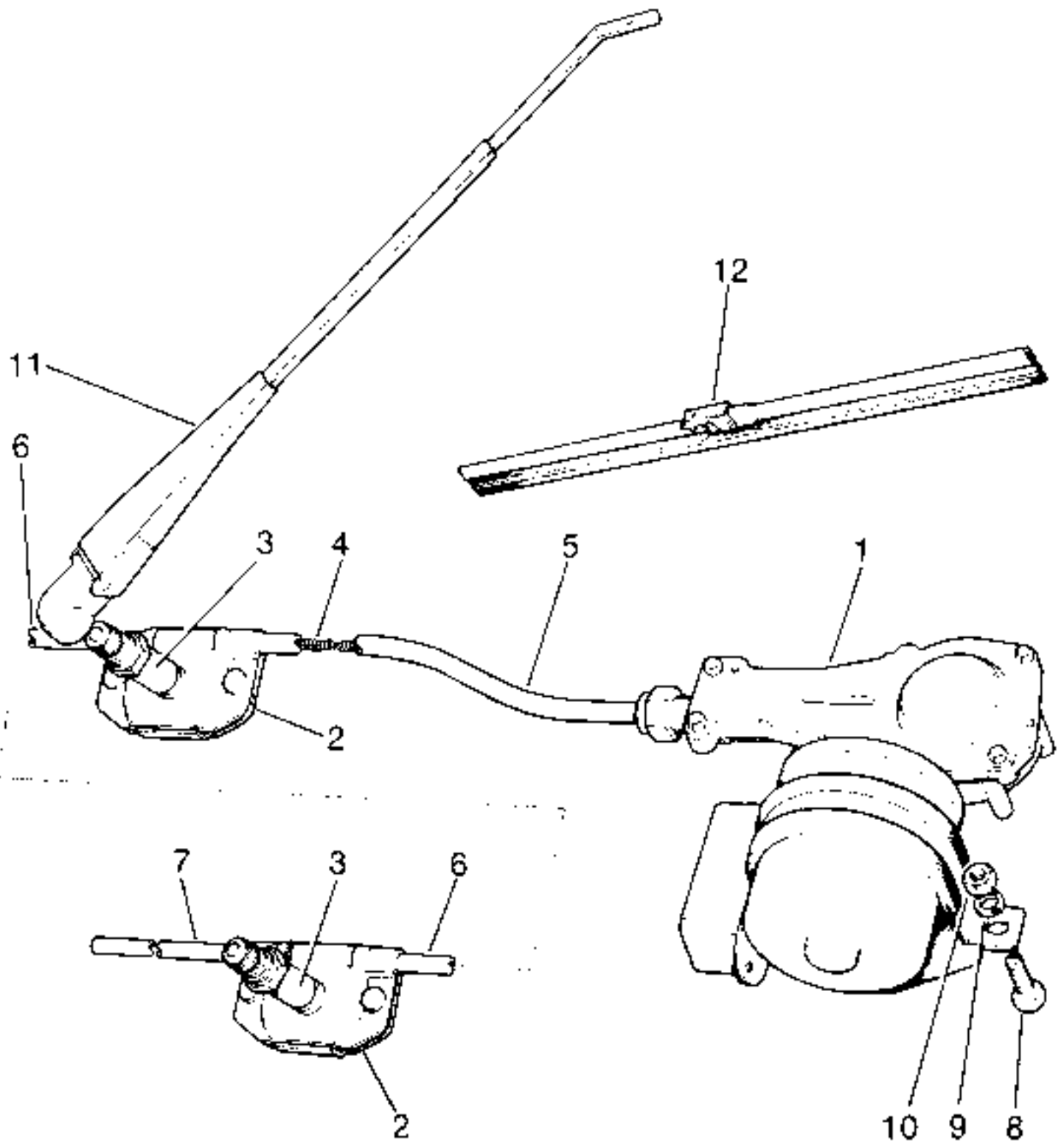


ELECTRICAL—Steering Column Switches, Relays and Harness, 12 and 24 Volt

Plate Ref	1	2	3	4	DESCRIPTION	Qty	Part No.	REMARKS
	1				Switch, headlamp dip and horn	1	589258	
	2				Striker for switch	1	579332	
	3				Screw (10 UNC x 1 1/4")	1	79174	
	4				Switch cover	1	589500	
	5				Bracket for switch	1	589501	
	6				Bolt (M5 x 10) fixing bracket	2	880511	
	7				Cleat, leads to steering column	1	240431	
	8				Relay, auxiliary	1	551407	12 volt
					Relay, auxiliary	1	90545020	24 volt
	9				Relay, infra-red switch	1	579037	12 volt
					Relay, infra-red switch	1	579038	24 volt
10					Bolt (M5 x 16) }	1	880547	
11					Bolt (M5 x 12) }	2	880527	
12					Plain washer } Fixing relays	1	WC105001	
13					Spring washer }	3	WM105001	
14					Nut (M5) }	3	854037	
15					Indicator unit and hazard warning	1	579373	12 volt
					Indicator unit and hazard warning	1	579226	24 volt
16					Bolt (M8 x 12) }	2	880527	
17					Spring washer } Fixing indicator unit	2	WM105001	
18					Nut (M5) }	2	854037	
19					Harness, instrument panel	1	PRC1417	
20					Cable, wiper motor, screen washer, side and flasher lamps	1	PRC5	RH Stg
					Cable, wiper motor, screen washer, side and flasher lamps	1	PRC6	LH Stg
21					Harness, side member	1	589329	
22					Clip }	1	4170	
23					Clip }	2	8885	
24					Clip } For instrument panel and	5	50666	
25					Clip } wiper motor harness	1	50667	
26					Clip }	1	50639	
					Bolt (M5 x 12) }	9	880527	
					Spring washer } Fixing clips	9	WC105001	
					Nut (M5) }	9	854037	

* Asterisk indicates a new part which has not been used on any previous model

ELECTRICAL—Windscreen Wiper



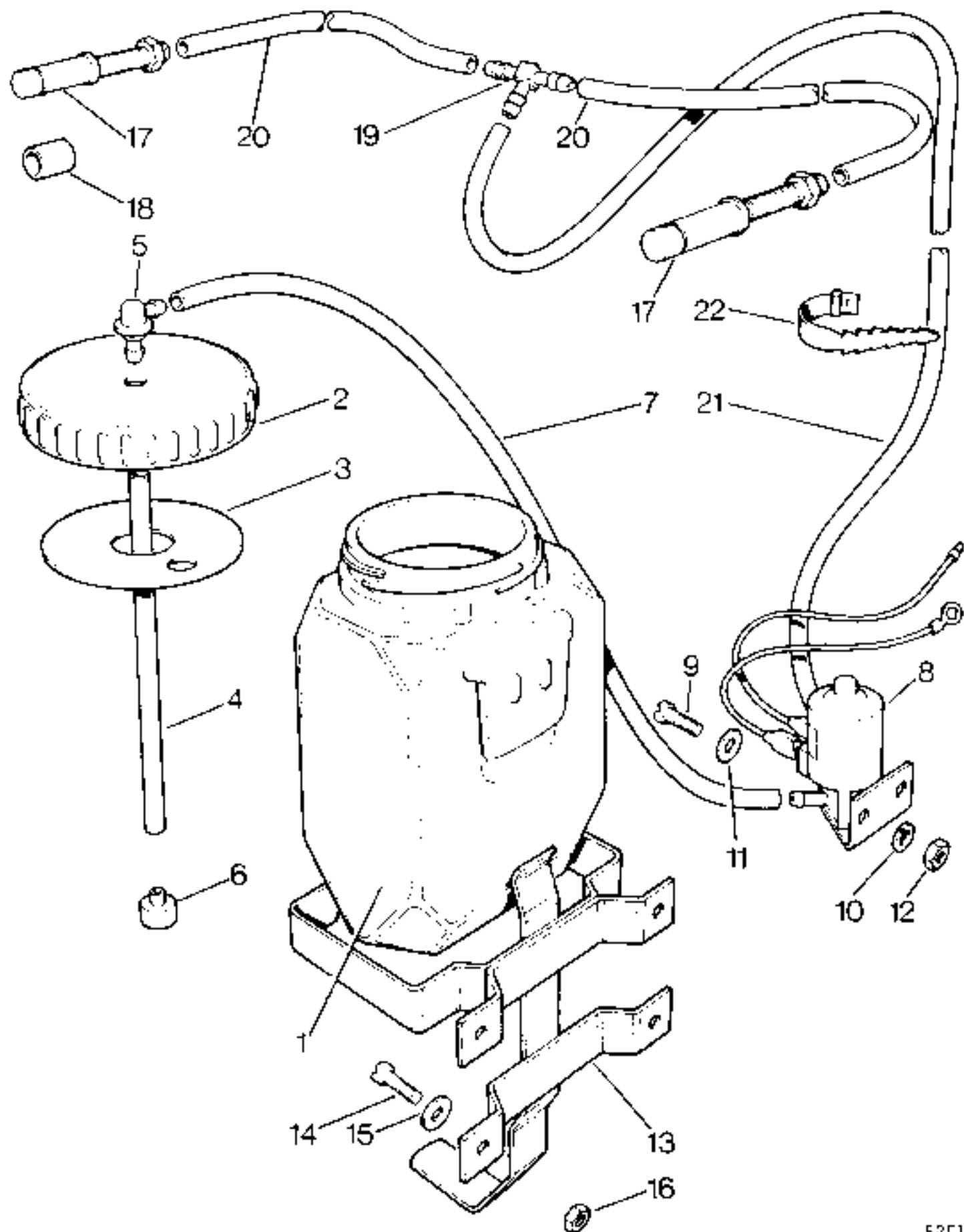
5RL172

ELECTRICAL—Windscreen Wiper

Plate							
Ref	1	2	3	4	DESCRIPTION	Qty Part No	REMARKS
1					Windscreen wiper motor	1 RTC452	12 volt
					Windscreen wiper motor	1 AAJ1415*	24 volt
					Gear for wiper motor	1 AAU1419*	
2					Wheelbox	2 37H7738	
3					Bush kit for wheelbox	1 519323	
4					Flexible drive cable	1 RTC202	
5					Outer casing, wheelbox to motor	1 AAU1909*	} To be cut to size
6					Outer casing, wheelbox to wheelbox	1 AAJ1509	
7					Outer casing, wheelbox end	1 575047	
8					Bolt (M6 x 12)	2 800061	
9					Spring washer	2 WLT06001	
10					Nut (M6)	2 NH118041	
11					Windscreen wiper arm	2 589324	RH Srg
					Windscreen wiper arm	2 589347	LH Srg
12					Windscreen wiper blade	2 589325	

* Asterisk indicates a new part which has not been used on any previous model.

ELECTRICAL—Windscreen Washer

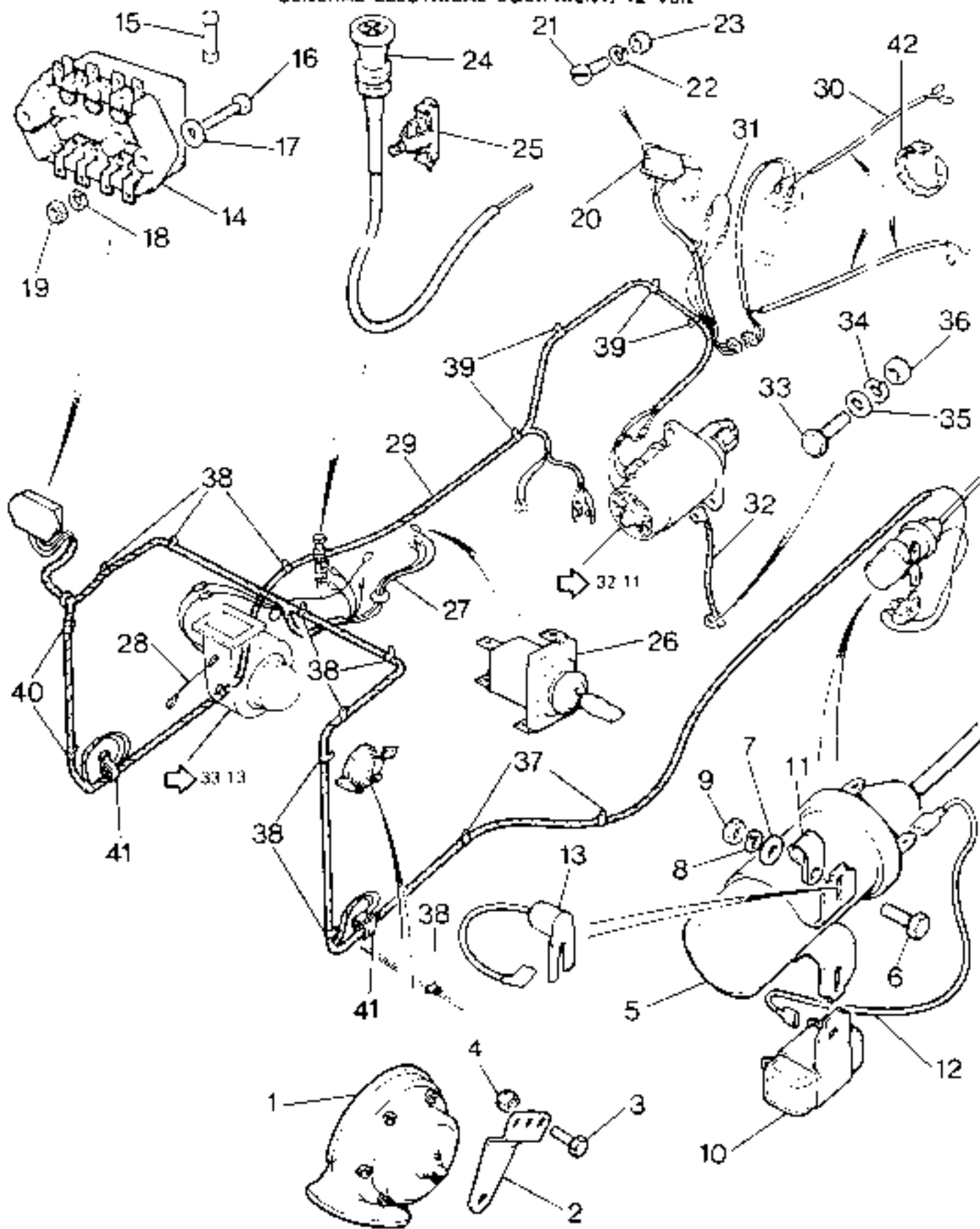


ELECTRICAL—Windscreen Washer

Plate									
Ref	1	2	3	4	DESCRIPTION	Qty	Part No		REMARKS
1					Washer bottle	1	567972		
2					Cap for washer bottle	1	11676		
3					Liner for cap	1	573250		
4					Tube for bottle	A/R	84221		
5					Connector for tube	1	RTC1697		
6					Non-return valve	1	90508330		
7					Tube, bottle to pump	A/R	84221		
8					Motor, pump	1	589353	12 volt	
					Motor, pump	1	623091	24 volt	
9					Screw (M5 x 16)	2	880547		
10					Spring washer	2	WM105001		
11					Plain washer	2	WC105001		
12					Nut (M5)	2	854037		
13					Mounting bracket for washer bottle	1	589462		
14					Screw (M5 x 16)	4	880547		
15					Plain washer	4	WC105001		
16					Nut (M5)	4	854037		
17					Jet and tube complete	2	348066		
18					Distance piece for jet	2	589383		
19					'T' Piece	1	568028		
20					Tube, jet to 'T' piece	A/R	84220		
21					Tube, 'T' piece to pump	A/R	84221		
22					Cleat for tubes	6	240429		

* Asterisk indicates a new part which has not been used on any previous model.

GENERAL ELECTRICAL EQUIPMENT, 12 Volt



6RE 17C

GENERAL ELECTRICAL EQUIPMENT, 12 Volt

Plate	Ref	1	2	3	4	DESCRIPTION	Qty	Part No	REMARKS
	1					Horn, mix	1	623005	
	2					Mounting bracket for horn	1	MRC1023	
	3					Bolt (M6 x 16)	2	84100161	} Fixing horn and bracket to radiator duct
	4					Self-locking nut	2	810005	
	5					Ignition coil	1	GCL111	
	6					Bolt (M8 x 16)	2	SH102161	} Fixing coil
	7					Plain washer	2	850847	
	8					Spring washer	2	810024	
	9					Nut (M8)	2	854011	
	10					Ballast resistor	1	556863	
	11					Cable clip	1	219076	
	12					Cable coil to ballast resistor	1	579452	
	13					Capacitor, coil	1	560578	
	14					Fuse box	1	606256	
	15					Fuse, 35 amp	1	GFS435	
	16					Bolt (M5 x 25)	2	880567	} Fixing fuse box
	17					Plain washer	2	WC105001	
	18					Spring washer	2	WM105001	
	19					Nut (M5)	2	854037	
	20					Starter relay	1	589665	
	21					Bolt (M5 x 12)	2	SE105121	} Fixing relay
	22					Spring washer	2	WM105001	
	23					Nut (M5)	2	854031	
	24					Cold start cable complete	1	500324	RH Strg
						Cold start cable complete	1	90624126	LH Strg
	25					Switch for cold start at cable	1	565318	
	26					Switch for heater	1	565779	
	27					Cable assembly switch to blower motor	1	623287	
	28					Cable, blower motor to earth	1	E23298	
	29					Engine harness	1	90623123	RH Strg
						Engine harness	1	90623122	LH Strg
	30					Cable, fuel tank to fuel pump	1	589550	
	31					Lead, dropper unit link	1	589577*	
	32					Lead, starter motor to earth	1	589471	
	33					Bolt (M8 x 16)	1	SH108161	} Fixing earth lead
	34					Spring washer	1	810024	
	35					Plain washer	1	850847	
	36					Nut (M8)	1	854011	
	37					Cable clip	2	8685	
	38					Cable clip	16	50639	
	39					Cable clip	7	56660	
	40					Cable clip	10	56667	
	41					Cable clip	1	4170	
						Screw (M5 x 12)	17	SE105121	} Fixing cable clips at various locations
						Screw (M5 x 14)	16	850847	
						Screw (M5 x 16)	2	SE105161	
						Plain washer	33	WC105001	
						Spring washer	6	WM105001	
						Nut (M5)	33	854031	
	42					Clust	4	240430	

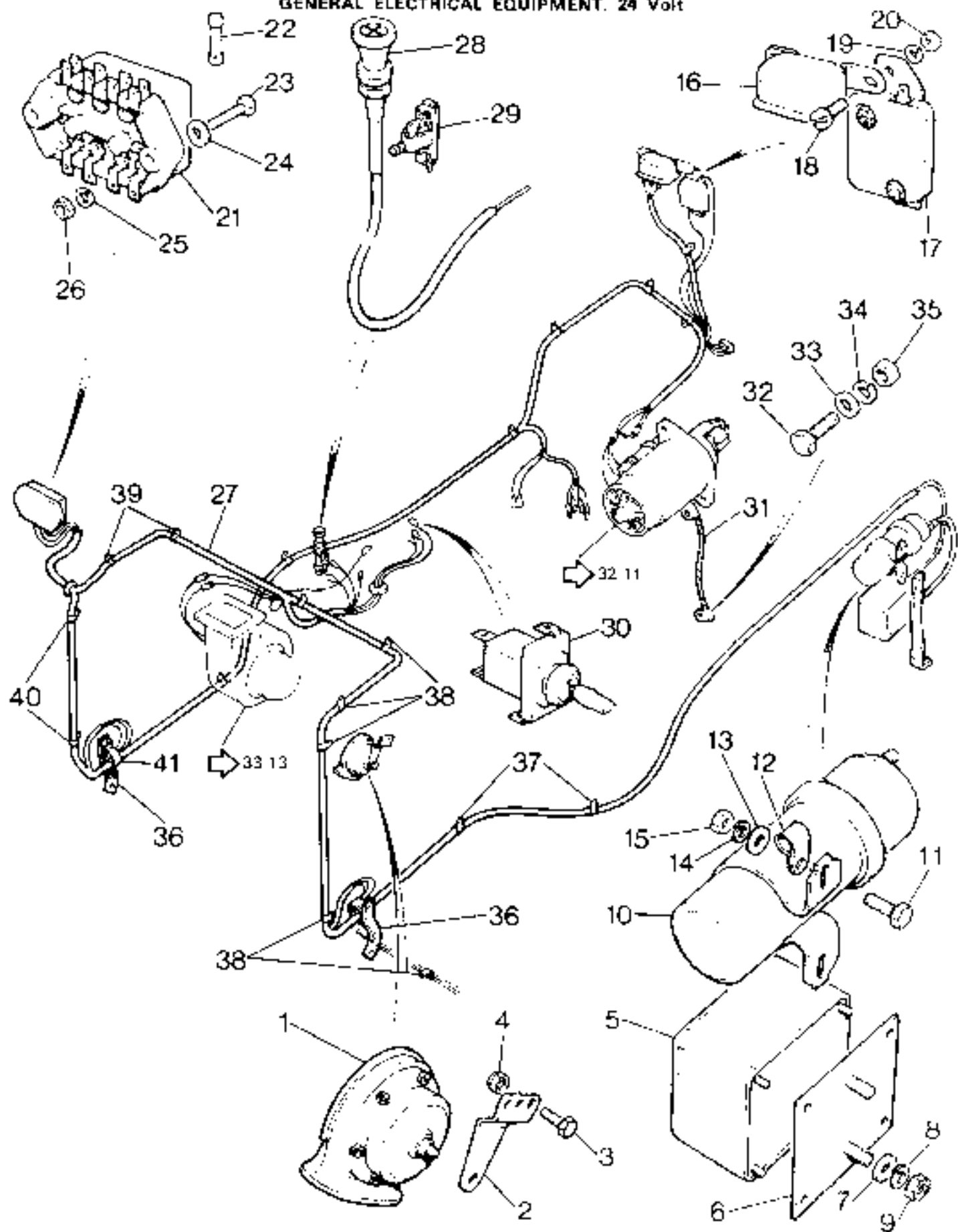
* Asterisk indicates a new part which has not been used on any previous model.

ELECTRICAL—Battery and Leads, 12 Volt

Plate								
Ref	1	2	3	4	DESCRIPTION	Qty	Part No.	REMARKS
1					Battery	1	579378	
2					Cable, battery to solenoid	1	589506	RH Stg
					Cable, battery to solenoid	1	589507	LH Stg
3					Cable, battery to earth	1	PRC1154	
4					Bolt (M8 x 16)	1	5H108161	
5					Spring washer	1	810024	
6					Nut (M8)	1	854011	
7					Cable clip	3	50640	
8					Bolt (M5 x 11)	3	888187	
9					Plain washer	3	WC105001	
10					Nut (M5)	3	854037	
11					Cable, charging harness	1	623125	
12					Lead, feed, starter solenoid to fuse box	1	589807	RH Stg
					Lead, feed, starter solenoid to fuse box	1	589808	LH Stg
13					Capacitor, alternator	1	579356	
14					Cleat	4	240430	

* Asterisk indicates a new part which has not been used on any previous model.

GENERAL ELECTRICAL EQUIPMENT. 24 Volt



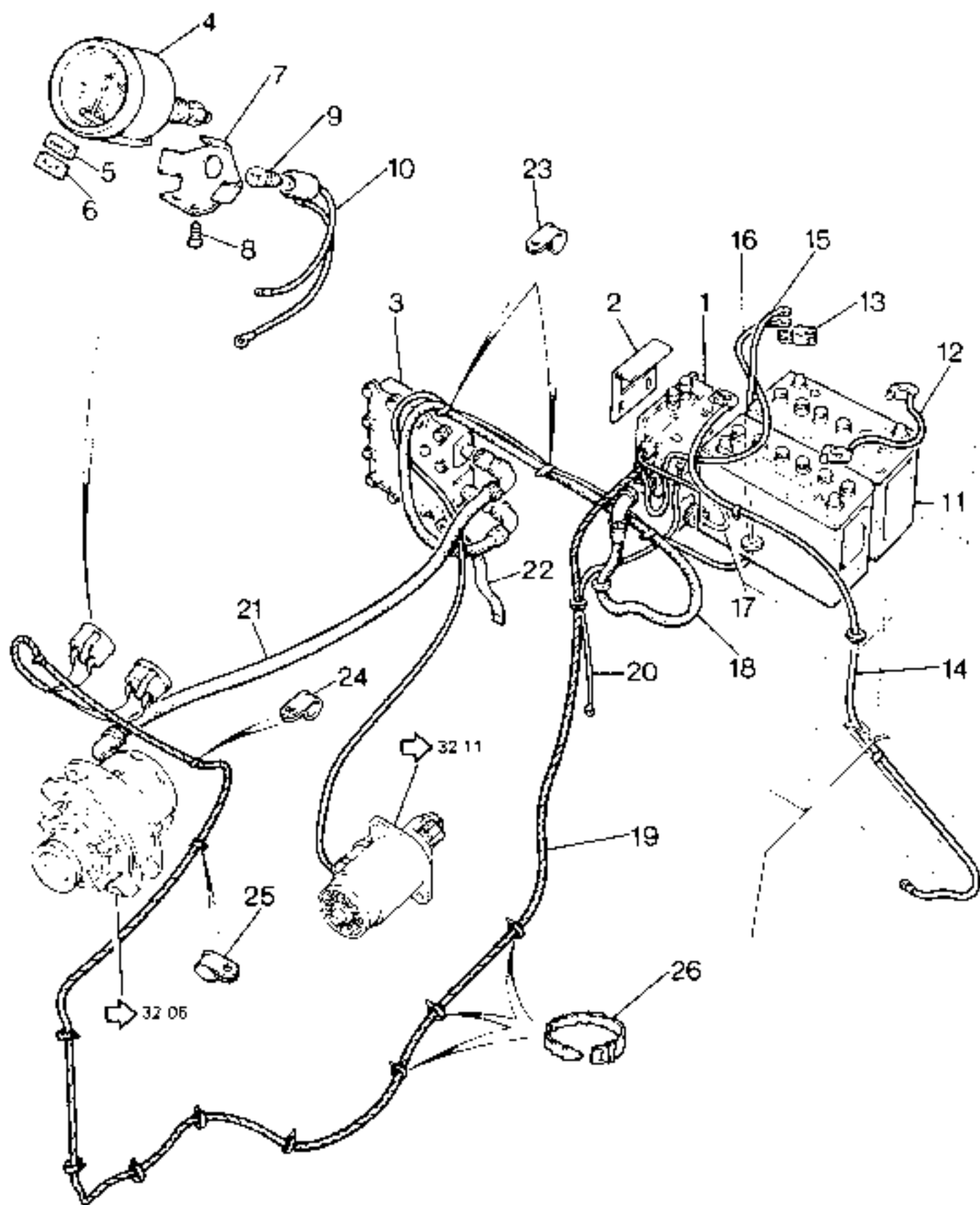
61k 78

GENERAL ELECTRICAL EQUIPMENT, 24 Volt

Plate Ref.	1	2	3	4	DESCRIPTION	Qty	Part No.	REMARKS
	1				Horn, moxo	1	90623187	
	2				Mounting bracket, horn	1	MRC1024	
	3				Bolt (M6 x 16)	2	SH10616*	} Fixing horn and bracket to radiator duct
	4				Nut (M6)	2	810505	
	5				Filter unit, ignition coil	1	552605	
	6				Base plate, filter unit	1	589595	
	7				Plain washer	2	850847	} Filter unit and base plate to LH side panel
	8				Spring washer	2	810014	
	9				Nut (M8)	2	NH108041	
	10				Ignition coil	1	552765	
	11				Bolt (M8 x 16)	2	SH108161	} Fixing coil and clip
	12				Clip for harness	1	219676	
	13				Plain washer	2	850847	
	14				Spring washer	2	810024	
	15				Nut (M8)	2	854011	
	16				Starter relay	1	589587	
	17				Dropper unit for fuel pump	1	589469	
	18				Screw (M5 x 12)	4	880527	} Fixing relay and dropper unit
	19				Spring washer	4	WM105001	
	20				Nut (M5)	4	854031	
	21				Fuse box	1	606256	
	22				Fuse, 35 amp	4	GF5435	
	23				Bolt (M5 x 25)	2	880507	} Fixing fuse box
	24				Plain washer	2	WC105001	
	25				Spring washer	2	WM105001	
	26				Nut (M5)	2	854037	
	27				Engine harness	1	90623123	RH Sig
					Engine harness	1	90623122	LH Sig
					Cable, fuel tank to pump	1	589550*	
	28				Cold start cable complete	1	599324	RH Sig
					Cold start cable complete	1	90624126	LH Sig
	29				Switch for cold start at cable	1	563318	
	30				Switch for heater	1	555779	
	31				Lead, starter motor to earth	1	589471	
	32				Bolt (M8 x 16)	1	SH108161	} Fixing earth lead
	33				Plain washer	1	850847	
	34				Spring washer	1	810024	
	35				Nut (M8)	1	854011	
	36				Bonding lead, front	2	561232	
	37				Cable clip	2	8885	
	38				Cable clip	16	50639	
	39				Cable clip	7	56666	
	40				Cable clip	10	56667	
	41				Cable clip	2	4170	
					Screw (M5 x 12)	17	880527	} Fixing cable clips at various locations
					Screw (M5 x 14)	16	850847	
					Screw (M5 x 16)	2	880547	
					Plain washer	33	WC105001	
					Spring washer	6	WM105001	
					Nut	33	854031	

* Asterisk indicates a new part which has not been used on any previous model.

ELECTRICAL—Shunt Box, Generator Panel and Batteries, 24 Volt

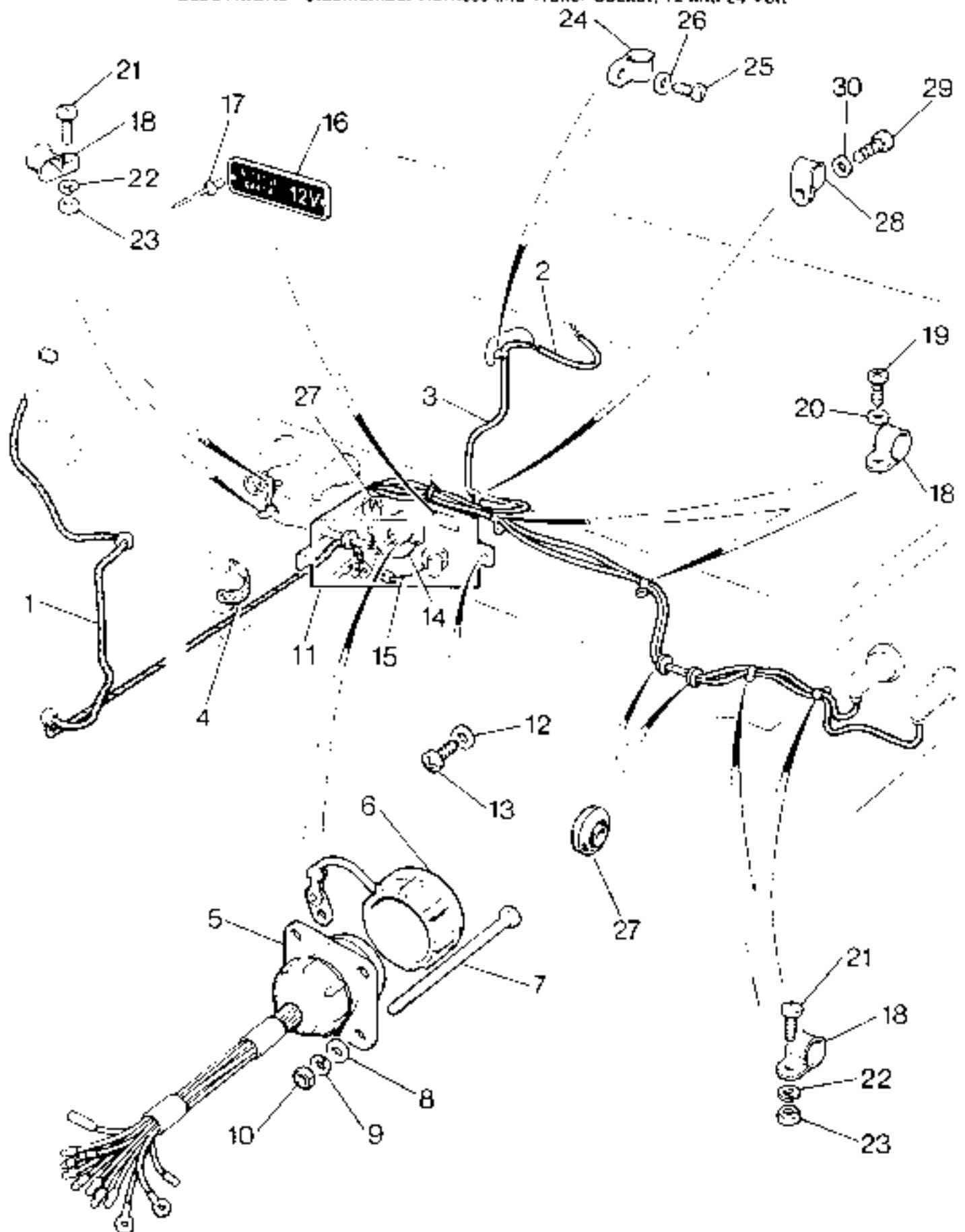


ELECTRICAL—Shunt Box, Generator Panel and Batteries, 24 Volt

Plate Ref.	1	2	3	4	DESCRIPTION	Qty	Part No.	REMARKS
1					Shunt box assembly	1	589172	
2					Cover plate for terminals on shunt box	1	346211	
					Plain washer	4	851041	
					Spring washer	4	810027	} Fixing shunt box
					Nut (1/4" UNF)	4	254810	
3					Generator panel	1	551501	
					Bolt (M6 x 35)	4	897271	} Fixing generator panel
					Bush	8	545145	
					Plain washer	4	3817	
					Nut (M6)	4	NH105041	
4					Ammeter—vehicle	1	579305	
					Ammeter—auxiliary	1	579305	
5					Label 'VEHICLE'	1	508493	
6					Label 'AUXILIARY'	1	532747	
7					Bulb holder—ammeter	1	589595	
8					Drive screw (No. 6 x 1/2") fixing bulb holder	1	78001	
9					Bulb for panel lights	5	GLB650	
10					Cable for ammeter illumination	1	589501	
11					Battery	2	589599	
12					Cable, connecting batteries	1	560787	
13					Battery lug clamp	1	531587	
14					Cable, battery to earth	1	PRC1154	
15					Cable, battery to solenoid switch	1	589809	RH Sig
					Cable, battery to solenoid switch	1	589810	LH Sig
16					Cable, battery to shunt box	1	589543	
17					Cable, battery to shunt box (radio)	1	90623127	
18					Harness, shunt box to generator panel	1	589331	RH Sig
					Harness, shunt box to generator panel	1	589503	LH Sig
19					Cable, shunt box to ammeter	1	589316	
20					Cable, earth shunt box to gearbox	1	589643	RH Sig
					Cable, earth shunt box to generator panel	1	589643	} LH Sig
					Plain washer for earth lead	1	3931	
21					Cable, generator to generator panel	1	589315	
22					Bonding lead at generator panel	1	552631	
					Screw (M8 x 15)	1	5H108161	} Fixing bonding lead
					Plain washer	1	850847	
					Spring washer	1	810004	
					Nut (M8)	1	854011	
23					Cable clip, shunt box to generator panel harness	3	4170	
					Bolt (M5 x 10)	3	888187	} Fixing cable clip
					Plain washer	3	WC105001	
					Nut (M5)	3	854031	
24					Cable clip for ammeter cable	2	50639	
					Plain washer	2	WC105001	} Fixing cable clip
					Drive screw	2	78136	
25					Cable clip	1	56666	
					Screw (M5 x 12)	1	880527	} Fixing clip to front upper panel
					Plain washer	1	WC105001	
					Nut (M5)	1	854031	
26					Cleat, fixing cable	2	240430	

* Asterisk indicates a new part which has not been used on any previous model.

ELECTRICAL—Sidemember Harness and Trailer Socket, 12 and 24 Volt

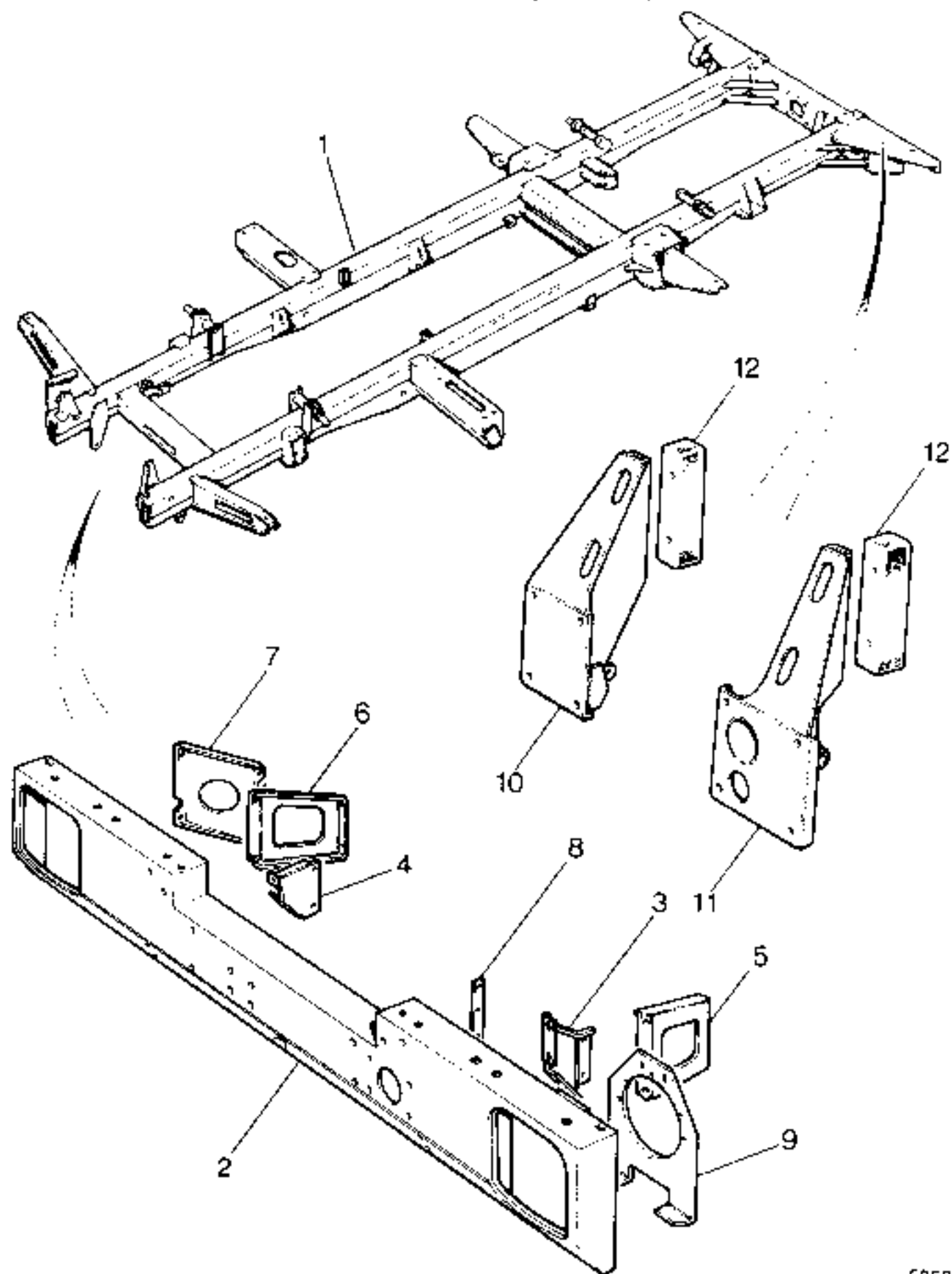


ELECTRICAL—Sidemember Harness and Trailer Socket, 12 and 24 Volt

Plate								
Ref	1	2	3	4	DESCRIPTION	Qty	Part No.	REMARKS
1					Sidemember harness	1	589329*	
2					Extension lead, number plate lamp	1	589529*	
3					Cable, number plate lamp	1	579311*	
4					Bonding lead for tail pipe	1	561232	
5					Trailer socket, 12-pin	1	580333*	
6					Protective cap for socket	1	560656	
7					Bolt (M6 x 120)	4	589495*	
8					Plain washer	4	WB106041	Fixing socket to rear crossmember
9					Spring washer	4	WA*06041	
10					Nut (M6)	4	853055	
11					Terminal cover	1	589460*	
12					Plain washer	2	WC105001	Cover to rear crossmember
13					Drive screw	2	77789	
14					Earth lead, terminal box to chassis	1	586194	
15					Lead, convoy lamp	1	552772	
16					Warning plate, 12 volt negative earth	1	598702*	12 volt
					Warning plate, 24 volt negative earth	1	598701*	24 volt
17					Pop rivet, fixing warning plates	4	78257	
18					Cable clip, rear crossmember	6	56685	
19					Drive screw	2	78136	Fixing clip to rear crossmember
20					Plain washer	2	WC105001	
21					Screw (M5 x 12)	4	SE105121	Fixing cable clips to chassis
22					Spring washer	4	WC105001	
23					Nut (M5)	4	854037	
24					Cable clip	1	8885	
25					Drive screw	1	78136	Fixing clip to tail gate
26					Plain washer	1	WC105001	
27					Grommet at rear crossmember and terminal cover	5	236390	
28					Cable clip at rear crossmember	1	50639	
29					Drive screw	1	78136	Fixing clip to rear crossmember
30					Plain washer	1	WC105001	

* Asterisk indicates a new part which has not been used on any previous model.

CHASSIS FRAME—Front Bumper and Bumperettes



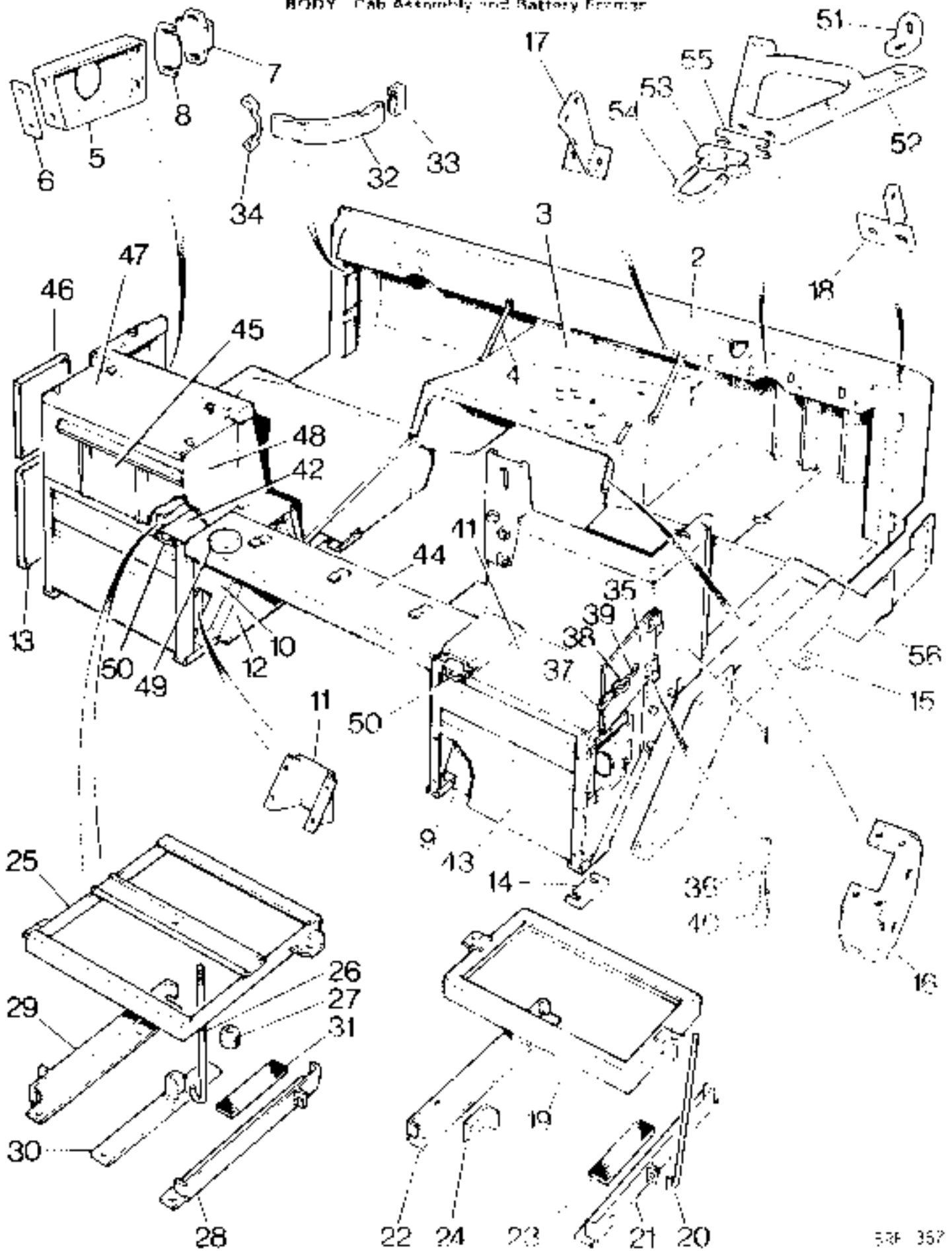
5RE224

CHASSIS FRAME—Front Bumper and Rear Bumperettes

Plate	Rel.	1	2	3	4	DESCRIPTION	Qty	Part No	REMARKS	
	1					CHASSIS FRAME ASSEMBLY	1	595020*	RH Stg	
						CHASSIS FRAME ASSEMBLY	1	595019*	LH Stg	
	2					Cross member No. 1 (front bumper)	1	592844*		
	3					Support and attachment bracket, LH, long	1	NRC1226*		
	4					Support and attachment bracket, RH, short	1	NRC1228*		
	5					Stiffener, front cross-member to outrigger LH	Cross-member No. 1 to chassis frame	1	592858*	RH Stg
	6				Stiffener, front cross-member to outrigger RH	LH Stg				
	7				Stiffener, front cross-member to steering mounting bracket, RH					
	8				Packing piece, front cross-member to chassis	A/R				592861*
						Bolt (M8×20)	2	SH108201		
						Bolt (M8×100)	4	897131		
						Spring washer	6	810004		
						Nut (M8)	6	NH108041		
						Bolt (M8×16)	3	SH108161		
						Spring washer	3	810004		
						Nut (M8)	3	NH108041		
						Bolt (M10×25)	2	SH110251		
						Bolt (M10×16)	2	889631		
						Spring washer	4	WM110001		
						Nut (M10)	4	853037*		
	9					Headlamp mounting plate	2	592855*		
						Bolt (M6×14)	8	890075*		
						Plain washer	4	WA106041		
						Spring washer	8	WM106001		
						Nut (M6)	8	853055*		
						Bolt (M8×16)	5	SH108161		
						Bolt (M8×25)	2	SH108251		
						Plain washer	3	850847		
						Spring washer	7	810004		
						Nut (M10)	7	853045		
						Bolt (M8×16)	8	SH108161		
						Spring washer	8	810004		
						Nut (M8)	8	853045		
	10					Bumperette, RH	1	599288*		
	11					Bumperette, LH	1	599289*		
						Bumperette, LH, required when 'Nakken winch' is fitted	1	NRC243		
	12					Rubber buffer	2	594769*		
						Spring washer	4	810024		
						Bolt (M8×30)	4	897001*		
						Bolt, RH side (M10×50)	2	BH110108		
						Bolt, LH side (M10×55)	4	BH110111		
						Washer	8	598967*		
						Spring washer	8	WL110001		
						Nut (M10)	8	853037		
						Bolt, RH side (M10×55)	2	BH110111		

* Asterisk indicates a new part which has not been used on any previous model

BODY Cab Assembly and Battery Forming

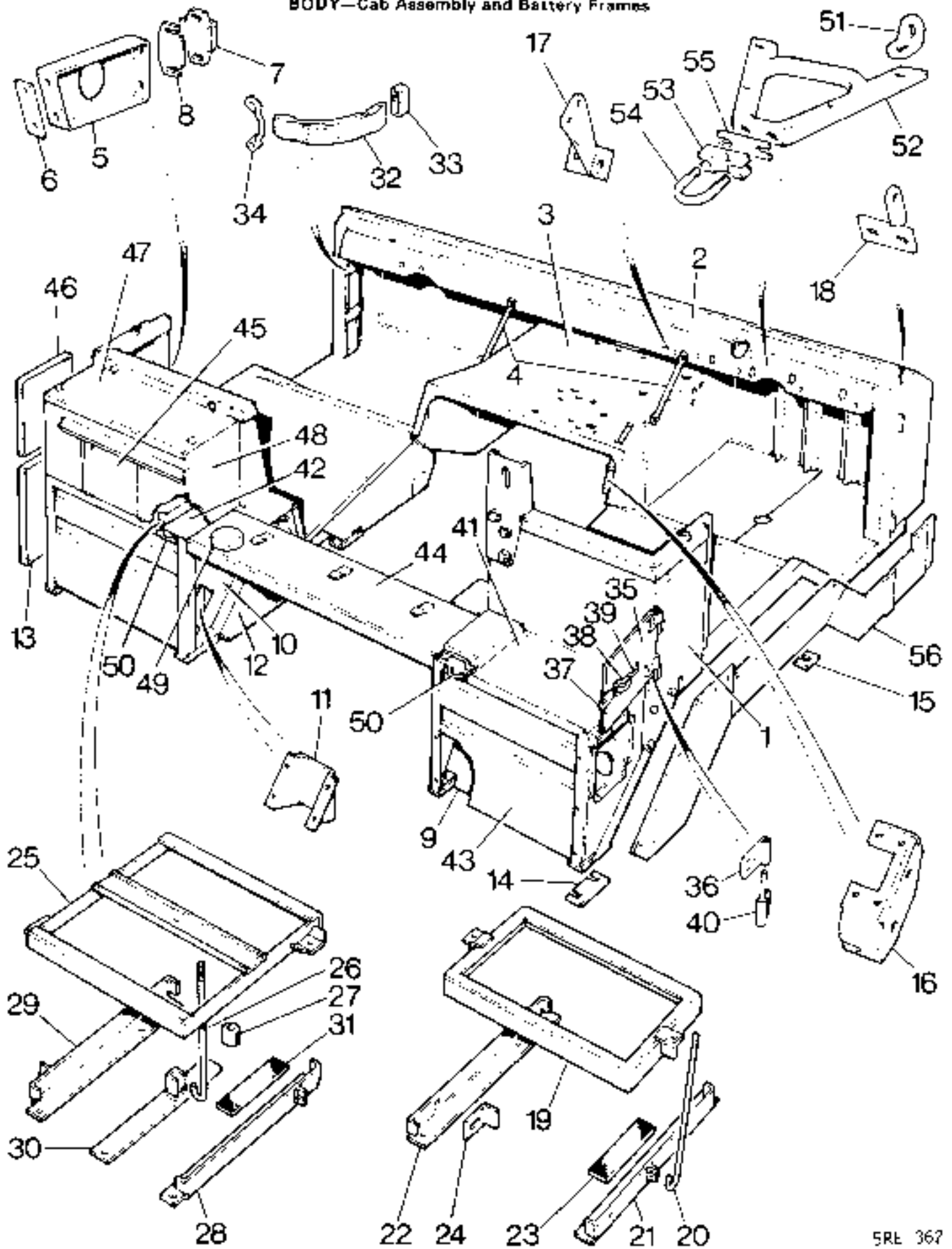


30077—Cab Assembly and Battery Frames

Part No.	DESCRIPTION	Qty	Part No.	REMARKS
	CAB ASSEMBLY COMPLETE WITH DOORS	1	399300*	12 volt, RH Stg
	CAB ASSEMBLY COMPLETE WITH DOORS	1	399301*	12 volt, LH Stg
	CAB ASSEMBLY COMPLETE WITH DOORS	1	MRC2320*	24 volt, RH Stg
	CAB ASSEMBLY COMPLETE WITH DOORS	1	MRC2321*	24 volt, LH Stg
1	Cos side panel, RH	1	398780*	
	Cos side panel, LH	1	398781*	
	Screw (M6 x 12)	2	890067	
	Plain washer	2	WB106041	Side panel to side channel
	Spring washer	2	811005	
	Nut (M6)	2	NH106041	
	Pop rivet, panels to bulkhead support and side channel	12	78410	
2	Front panel	1	90707023*	RH Stg
	Front panel	1	90707024*	LH Stg
3	Radiator duct assembly	1	90707046*	12 volt RH Stg
	Radiator duct assembly	1	90707047*	
	Radiator duct assembly	1	90707048*	24 volt RH Stg
	Radiator duct assembly	1	90707049*	
	Pop rivet, radiator duct to front panel	13	78410	
	Pop rivet, front panel to cos side	3	78248	
4	Bracing tube, dash RH	1	349936*	
	Bracing tube, dash LH	1	349937*	
	Screw (M6 x 16)	2	SH106161	
	Plain washer	4	WB106041	Fixing bracing tube to dash rail
	Spring washer	2	810005	
	Nut (M6)	4	95305*	
5	Reinforcing bracket, door striker RH	1	398642*	
	Reinforcing bracket, door striker LH	1	398643*	
6	Packing piece, striker reinforcing bracket	4, H	398721	
	Screw (M6 x 20)	4	SH106201	
	Plain washer	4	WB106041	Brackets and packing to bulkheads
	Spring washer	4	810005	
	Captive nut (M6)	4	811862	
7	Striker plate	2	333140	
8	Packing piece, striker plate	4, H	347594	
	Screw (M6 x 25)	4	SH106251	Vehicles with standard door locks
	Plain washer	8	WB106041	
	Spring washer	4	810005	
	Nut (M6)	4	NH106041	
	Striker plate, RH	1	395294	
	Striker plate, LH	1	395295	
	Screw (M6 x 25)	4	SH106251	
	Plain washer	8	WB106041	Fixing striker plate to pillar
	Spring washer	4	WL106001	
	Nut (M6)	4	NH106041	
	Packing strip, for striker plates	6	349578	Vehicles with anti-burst door locks
	Protective pad, lock striker	2	MRC3224*	
	Washer plate	8	MRC3237*	
	Distance tube	4	244009	
	Screw (M6 x 30)	4	SP106301*	Fixing protective pads and washer plates to pillars
	Plain washer	4	WB106041	
	Spring washer	4	WL106001	
	Nut (M6)	4	NH106041	

* Asterisk indicates a new part which has not been used on any previous model.

BODY—Cab Assembly and Battery Frames



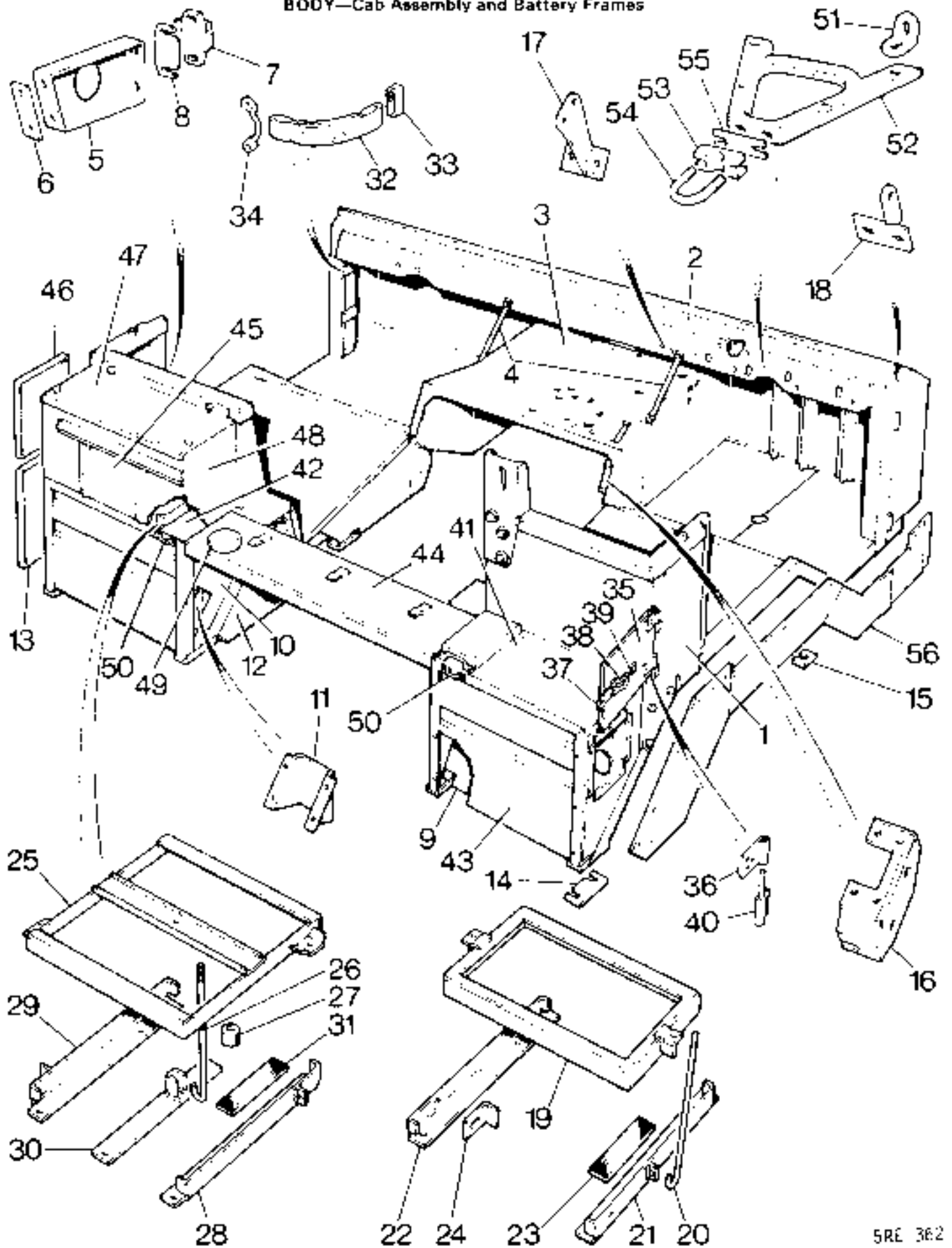
5RL 367

BODY—Cab Assembly and Battery Frames

Plate Ref.	1	2	3	4	DESCRIPTION	Qty	Part No.	REMARKS
9					Splash plate, RH	1	398740*	
					Screw (M6 x 16)	3	881387	
					Screw (M6 x 16)	4	SH106161	
					Plain washer	13	WB106041	
					Spring washer	6	8113105	
					Captive nut	1	811948	
					Nut (M6)	6	NH106041	
10					Splash plate, LH	1	398741*	
					Pop rivet, fixing LH splash plate	10	78410	
11					Cover, air cleaner valve	1	398861*	
					Pop rivet, cover to splash plate	4	78410	
12					Access panel, valance RH	1	398865*	
					Access panel, valance LH	1	398866*	
					Access panel, valance LH	1	399035*	LH Stg when winch is fitted
					Fastener stud	6	399226*	
					Retaining washer	6	399221*	
13					Cover panel assembly, air cleaner	1	399019*	
					Fastener stud	1	399222*	
					Fastener stud	1	399225*	
					Retaining washer	1	399221*	
					Fastener receptacle, for access panel	6	399220*	
					Pop rivet receptacles to seat support channels	12	78867	
14					Shim, 14 swg	18	398491*	
					Shim, 14 swg	18	398492*	
15					Shim, 14 swg	A/R	MRC1726*	
16					Mounting bracket for hand brake	1	398840*	RH Stg
					Mounting bracket for hand brake	1	398841*	LH Stg
					Screw (M8 x 20)	4	SH108201	
					Plain washer	4	850817	
					Spring washer	4	810004	
					Nut (M8)	4	NH108041	
17					Mounting bracket for clutch and brake reservoir	1	398641*	
					Screw (M6 x 12)	2	890867*	
					Spring washer	2	810005	
					Nut (M6)	2	NH106041	
18					Mounting bracket, RH	1	399570*	
					Mounting bracket, LH	1	399571*	
					Screw (M8 x 25)	4	SH108251	
					Plain washer	4	850817	
					Spring washer	4	810004	
					Packing washer	4	850847*	
19					Clamping frame for battery	1	399494*	
20					'J' bolt for clamping frame	2	399214*	
					Plain washer	2	WB106041	
					Wing nut	2	811595	
21					Battery carrier, RH	1	398620*	
22					Battery carrier, LH	1	398621*	12 volt vehicles
23					Pad for battery support	2	MRC1584*	
					Screw (M6 x 16)	6	888021*	
					Plain washer	6	851041	
					Spring washer	6	810005	
					Nut (M6)	6	854021*	

* Asterisk indicates a new part which has not been used on any previous model

BODY—Cab Assembly and Battery Frames

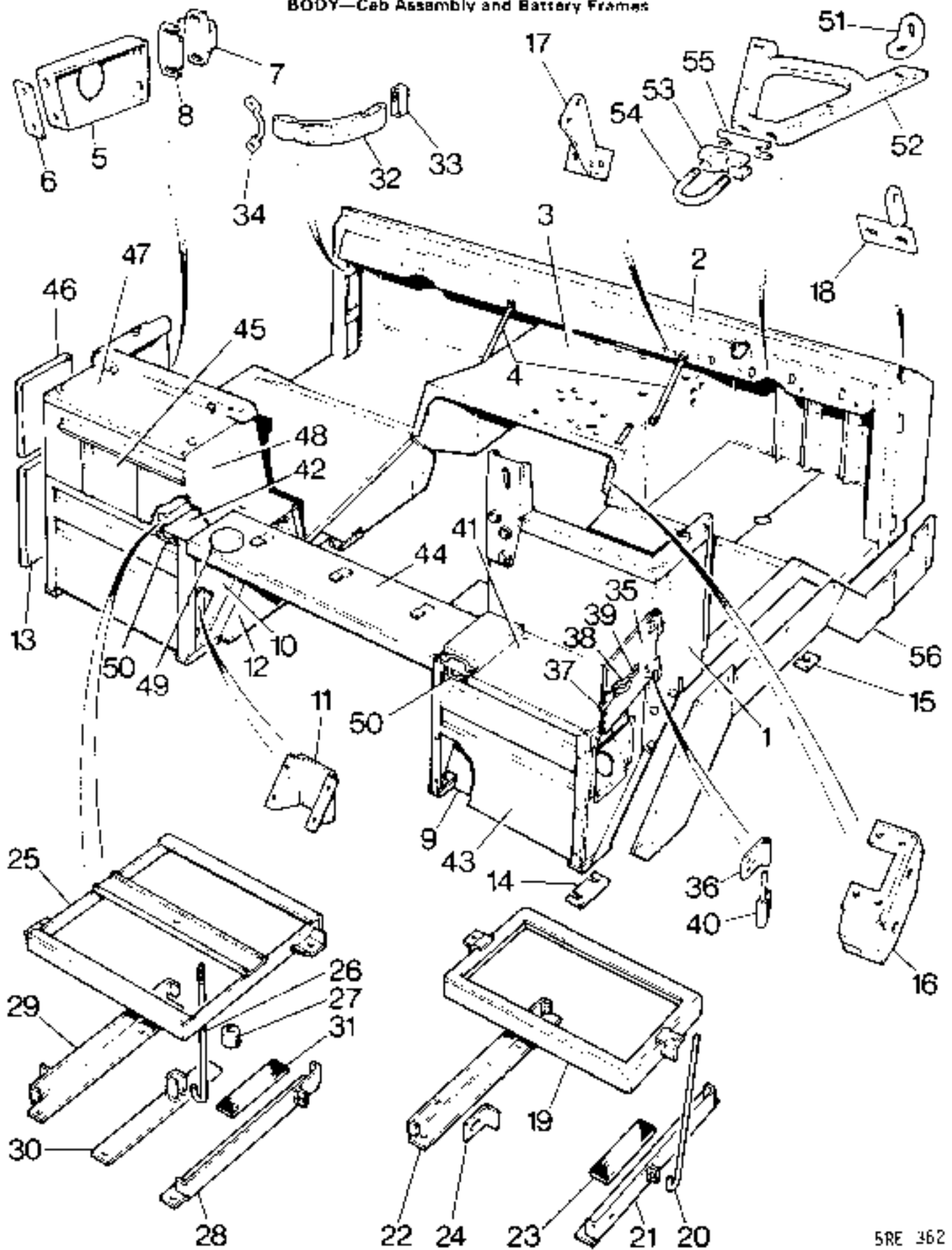


BODY—Cab Assembly and Battery Frames

Plate Ref.	1	2	3	4	DESCRIPTION	Qty	Part No.	REMARKS
24					Adjustable stop	2	3992* 6*	} 12 volt vehicles
					Bolt (M6×16)	2	SH10616*	
					Plain washer	2	851007*	
					Spring washer	2	810005	
					Nut (M6)	2	NH106041	
25					Clamping frame for battery	1	MRC1684*	} 24 volt vehicles
26					'J' bolt for clamping frame	3	399214*	
27					Buffer for 'J' bolt	1	306471	
					Plain washer	1	WB106041	
					Wing nut (M6)	1	811595	
28					Battery carrier, RH	1	MRC344*	
29					Battery carrier, LH	1	MRC345*	
30					Battery carrier, centre fixing	1	MRC348*	
31					Pad for battery support	4	MRC1584*	
					Screw (M6×16)	8	888021	
					Plain washer	8	851041	} Fixing battery carrier to support frame
					Spring washer	8	810005	
					Nut (M6)	8	854021	
32					Check strap for front doors	2	398776*	
33					Retainer for check strap	2	398777*	
34					Cleat for check strap	2	399543*	
35					DOOR FOR SPARE WHEEL ACCESS	1	399257*	
36					Hinge, female half	2	399319*	
37					Locking plate	1	399263*	
38					Rope hook	1	345699	
39					Staple	1	399143	
					Pop rivet	13	78410	
40					Male hinge	2	399253*	RH Stg
					Male hinge	2	399254*	LH Stg
					Pop rivet, hinge to bulkhead support	4	78410	
					Turnbuckle, fastening door	1	354525	
					Pop rivet, fastening turnbuckle	2	78410	
					Staple	2	399143	
					Rope hook	1	345699	
					Stop bracket	1	399597*	
					Pop rivet, bracket to bulkhead support	2	78410	
					Pop rivet, staple and hook to rear side panel	6	78410	
					Screw (M8×25)	2	SH108301	
					Screw (M10×30)	16	889667	
					Plain washer	28	WD110061	
					Plain washer	8	WB108051	
					Spring washer	16	B10003	
					Spring washer	4	B10004	
					Nut (M8)	4	853047	
					Nut (M10)	14	853037	
41					Top panel, RH, spare wheel support frame	1	398800*	} RH Stg
					Top panel, LH, battery support frame	1	MRC357*	
42					Top panel, RH, spare wheel support frame	1	398801*	} LH Stg
					Top panel, LH, battery support frame	1	MRC356*	

* Asterisk indicates a new part which has not been used on any previous model.

BODY—Cab Assembly and Battery Frames

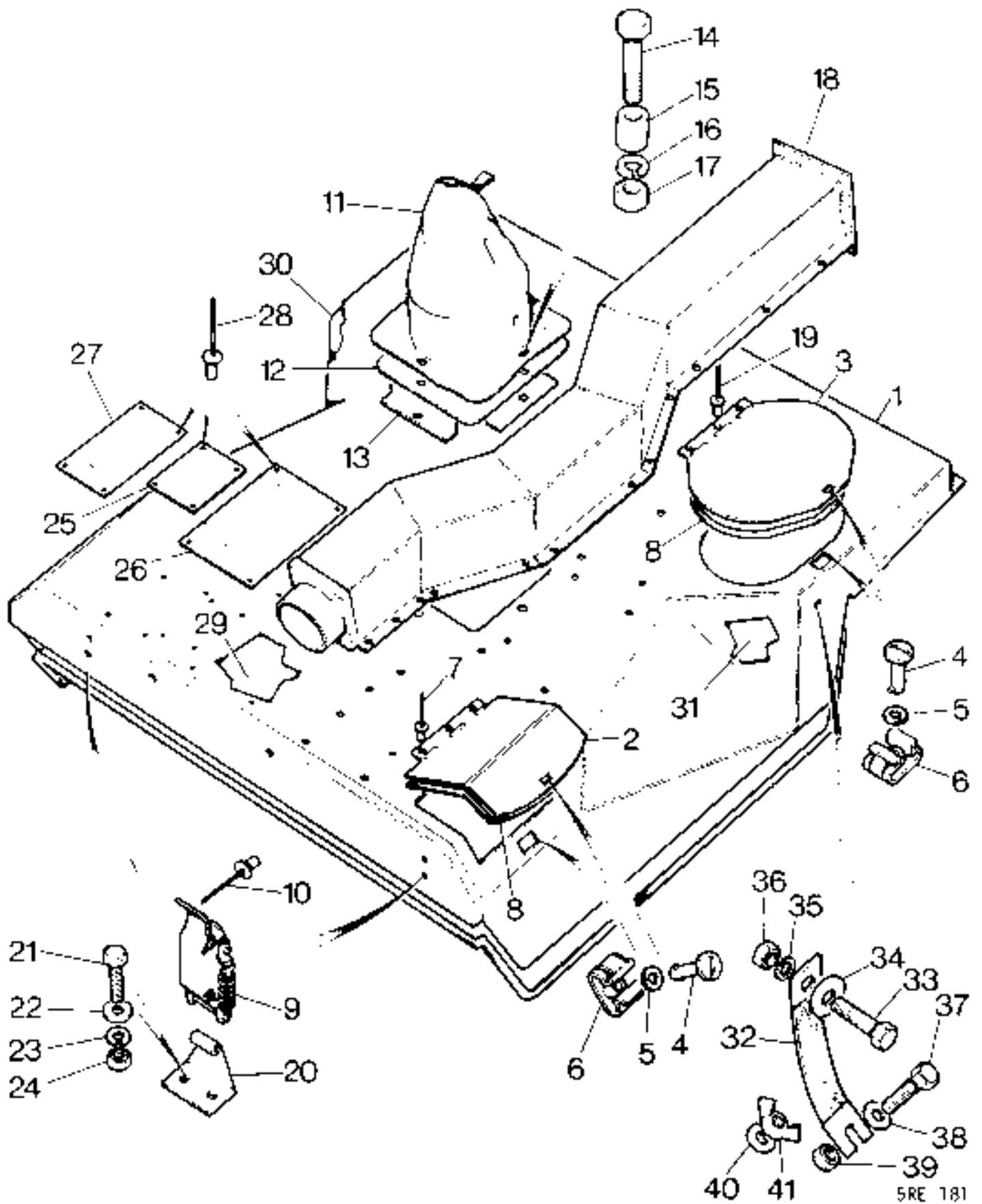


BODY—Cab Assembly and Battery Frames

Plate Ref	1	2	3	4	DESCRIPTION	Qty	Part No.	REMARKS
43					Rear panel ..	2	398805*	12 volt
					Rear panel, RH ..	1	398804*	} 24 volt
					Rear panel, LH ..	1	398805*	
					Pop rivet fixing panels ..	25	78410	
					Rivet } Rear panel	15	79277	
					Collar for rivet } vent fixings	15	79289*	
					Screw (M6×12) ..	2	890067*	
					Plain washer } Fixing rear panel	2	WB106041	
					Spring washer } RH to support frame	2	810008*	
					Nut (M6) ..	2	NH106041	
44					Top centre panel ..	1	399365*	
					Back panel ..	1	398854*	RH Stg
45					Back panel ..	1	398853*	LH Stg
46					Outer side panel ..	1	399318*	RH Stg
					Outer side panel ..	1	399317*	LH Stg
47					Top panel ..	1	398847*	
48					Inner side panel ..	1	398852*	RH Stg
					Inner side panel ..	1	398851*	LH Stg
					Inner side panel ..	1	399614*	RH Stg
					Inner side panel ..	1	399613*	LH Stg
					Camloc fastener stud ..	4	399225*	} 12 volt
					Retaining washer ..	4	399221*	
					Fastener ..	2	399223*	} 24 volt
					Fastener ..	2	399224*	
					Receptacle ..	4	399220*	
					Retaining washer ..	4	399221*	
49					Cover plate ..	1	MRC1604*	
					Drive screw, fixing plate ..	4	78140	
60					Staple, fume curtain fixing ..	2	395143	
					Drive screw (No. 6× $\frac{1}{2}$) ..	9	77704	} Back panels to side panels
					Spire nut ..	9	70049	
					Pop rivet, cover to frame and bulkhead ..	16	78410	
51					Fixing angle, steering column bracket ..	2	390065*	
					Bolt (M6×12) ..	2	890067*	
					Plain washer } Fixing angle	2	WB106041	
					Spring washer } to dash	2	810025	
					Nut (M6) ..	2	NH106041	
52					Bracket for steering column mounting ..	1	399573*	
					Bolt (M6×12) ..	4	890067*	
					Plain washer } fixing bracket	8	WB106041	
					Spring washer } to dash	4	810025	
					Nut (M6) ..	4	NH106041	
53					Saddle clip ..	1	398809*	
54					'U' bolt for clip ..	1	398810*	
55					Stiffening plate ..	1	398864*	
					Plain washer } Steering column	2	850817	
					Spring washer } to dash	2	810024	
					Nut (M6) ..	2	NH108041	
56					Wheel arch spat, RH ..	1	MRC1537*	
					Wheel arch spat, LH ..	1	MRC1538*	
					Set screw (M6×16) ..	13	SH106161	
					Spring washer } Fixing RH and	13	810005	
					Plain washer } LH spots to sill	13	851031	
					Nut (M6) ..	13	NH106041	
					Bridge plate (self-adhesive label on front panel) ..	1	MRC1710*	

* Asterisk indicates a new part which has not been used on any previous model.

BODY—Engine Cover

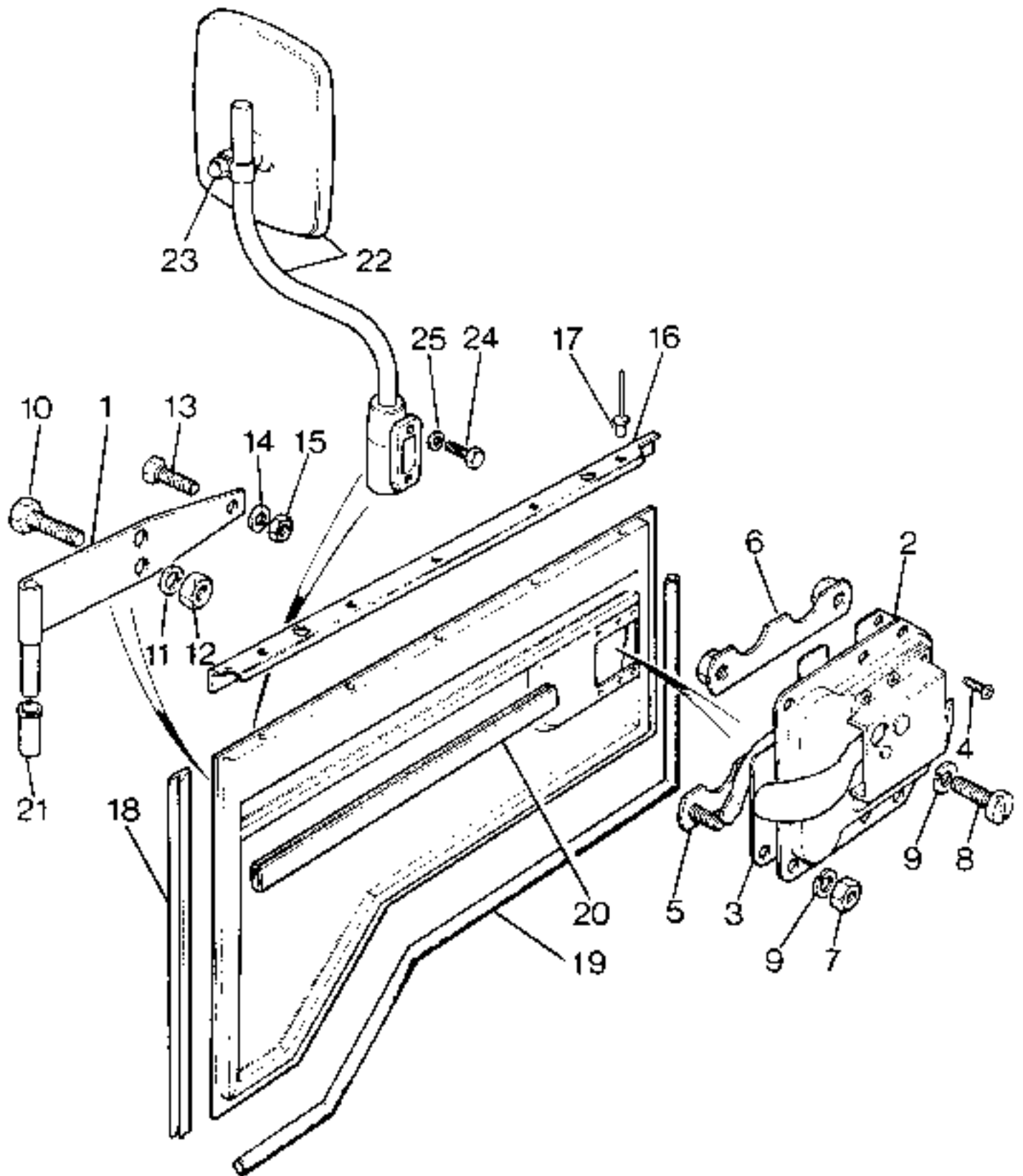


BODY—Engine Cover

Plate								
Ref	1	2	3	4	DESCRIPTION	Qty	Part No.	REMARKS
1					ENGINE COVER ASSEMBLY	1	MRC2291*	RH Stg
					ENGINE COVER ASSEMBLY	1	MRC2292*	LH Stg
2					Lid. radiator cap access	1	399838*	
3					Lid. oil filler access	1	399840*	
4					Fastener } For radiator and oil Washer } filler access lids	2	399234*	
5						2	399235*	
6					Receptacle, fitted to engine cover for lid fastener	2	399236*	
7					Pop rivet, lids to engine cover	6	78257	
8					Seal for lids	A/R	92575*	
9					Front latch	2	90707018*	
10					Pop rivet, latch to engine cover	4	78257	
11					Seal for gearchange lever	1	399711*	
12					Base plate for seal	2	399712*	
13					Stiffener	4	MRC395	
14					Boil (M5 x 30) } Spacer } Gearchange seal to engine cover Spring washer } Nut (M5) }	4	890341	
15						4	572925	
16						4	810006	
17						4	NH105041	
18					Heater duct	1	399860*	RH Stg
					Heater duct	1	399861*	LH Stg
19					Pop rivet, duct to engine cover	21	78257	
20					Front strike for engine cover	2	707015*	
21					Screw (M4 x 10) hex. hd. } Plain washer } Fixing strike to Spring washer } radiator tunnel Nut (M4) }	4	890501	
22						4	WA104001	
23						4	810007	
24						4	NH104041	
25					Warning plate, disconnected battery	7	396116*	
26					Instruction plate, differential lock	1	399865*	
27					Warning plate, trailer drive	1	MRC1744*	
28					Pop rivet, fixing plates to engine cover	12	78257	
29					Engine cover insulation, main body	1	MRC30*	
30					Engine cover insulation, side piece, RH	1	MRC28*	
31					Engine cover insulation, side piece, LH	1	MRC29*	
32					Bonding lead	4	623126*	
33					Bolt (M5 x 14) } Plain washer } Fixing bonding lead to engine Spring washer } cover Nut (M5) }	4	890312	
34						8	851252	
35						4	810006	
36						4	NH105041	
37					Screw (M5 x 20) } Plain washer } Fixing bonding lead to body Nut (M5) } Plain washer }	4	890341	
38						4	851202	
39						4	NH105041	
40						8	851252	
41					Wing nut (M5)	4	811586	> 24 volt

* Asterisk indicates a new part which has not been used on any previous model

BODY—Front Doors



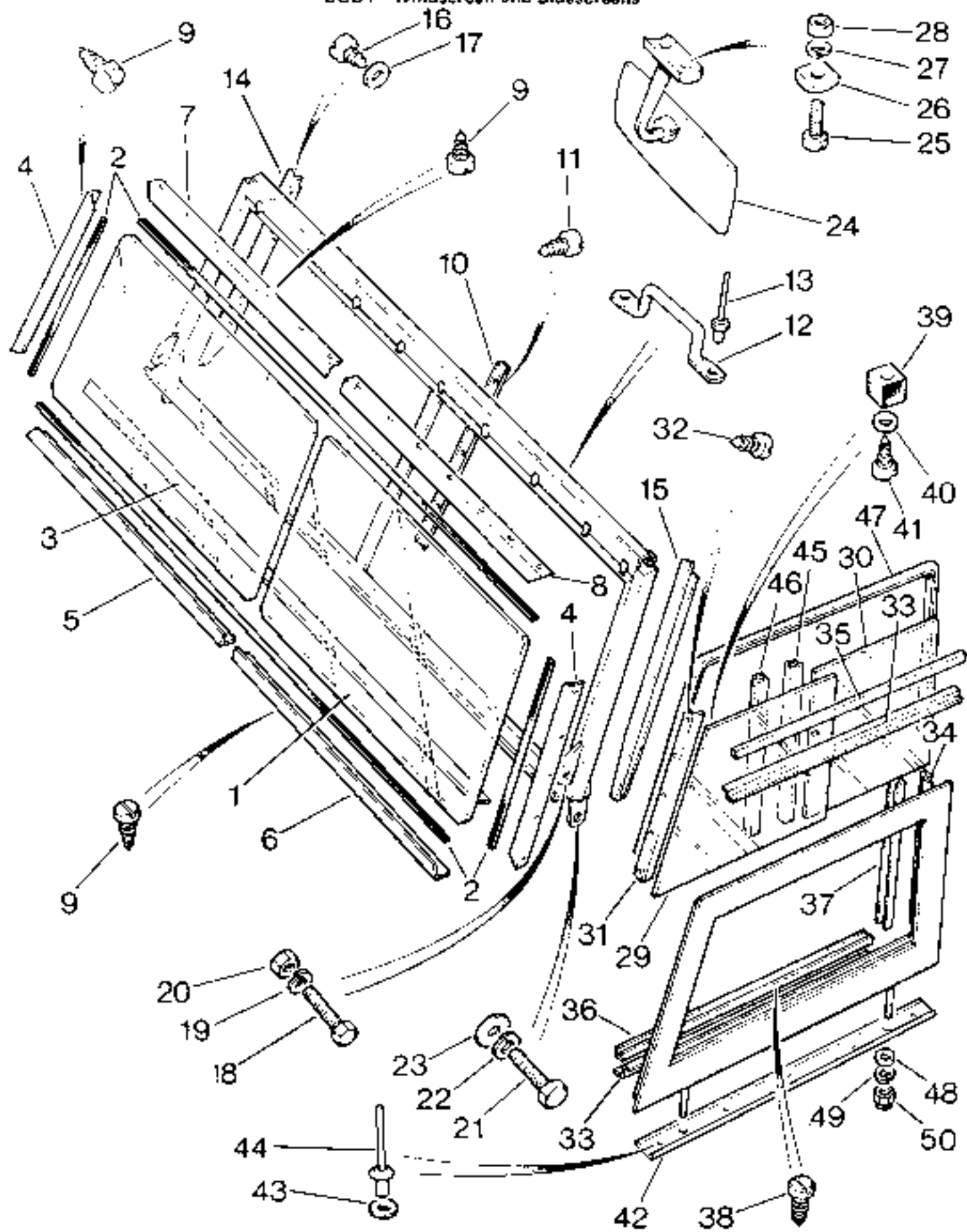
5RE229

BODY: Front Doors

Plate Ref.	1	2	3	4	DESCRIPTION	Qty	Part No	REMARKS
					FRONT DOOR ASSEMBLY, RH	1	398761*	} Vehicles with standard door locks
					FRONT DOOR ASSEMBLY, LH	1	398762*	
					FRONT DOOR ASSEMBLY, RH	1	MRC3977*	} Vehicles with anti-burst door locks
					FRONT DOOR ASSEMBLY, LH	1	MRC3978*	
1					Hinge complete, RH	2	398963*	
					Hinge complete, LH	2	398964*	
2					Door lock, RH	1	345433	
					Door lock, LH	1	345434	
3					Lock seal	2	395541	} Vehicles with standard door locks
4					Drive screw, lock to door	4	77903	
5					Screw retainer	2	337806	} Far door lock
6					Nut retainer	2	345498	
7					Nut (1/4" UNF)	4	254810	} Lock to door lock cover
8					Screw (1/2" UNF x 1/2" bdy hd.)	4	78792	
9					Spring washer	8	WM600041	
10					Bolt (M7 x 50)	8	BH108101*	} Hinges to doors
11					Spring washer	8	810014	
12					Nut (M8)	8	853047*	} Vehicles with standard door locks
13					Bolt (M6 x 16)	4	890087	
14					Spring washer	4	810005	} Hinges to doors
15					Nut (M6)	4	853057	
					Bolt (M8 x 50)	8	BH108101	} Hinges to doors
					Spring washer	8	WL108001	
					Nut (M8)	8	NH108041	} Vehicles with anti-burst door locks
					Screw (M6 x 16)	4	SH106161	
					Spring washer	4	WL106001	
					Nut (M6)	4	NH106041	
16					Top capping, front door, RH	1	398975*	
					Top capping, front door, LH	1	398976*	
17					Pop rivet, capping to door	10	78248	
18					Seal, door lower front	2	398995*	
19					Seal, door lower, rear and bottom, RH	1	398997*	
					Seal, door lower, rear and bottom, LH	1	398998*	
20					Beading strip, front door	2	399518*	
21					Bush for door hinges	4	335741	
22					MIRROR AND ARM ASSEMBLY	2	MRC1160	
23					Mirror head	2	RTC1528	
24					Bolt (1/2" UNF x 1 1/2")	4	256205	} Fixing mirrors to doors
25					Spring washer	4	WM600041	

* Asterisk indicates a new part which has not been used on any previous model

BODY—Windscreen and Sidescreens



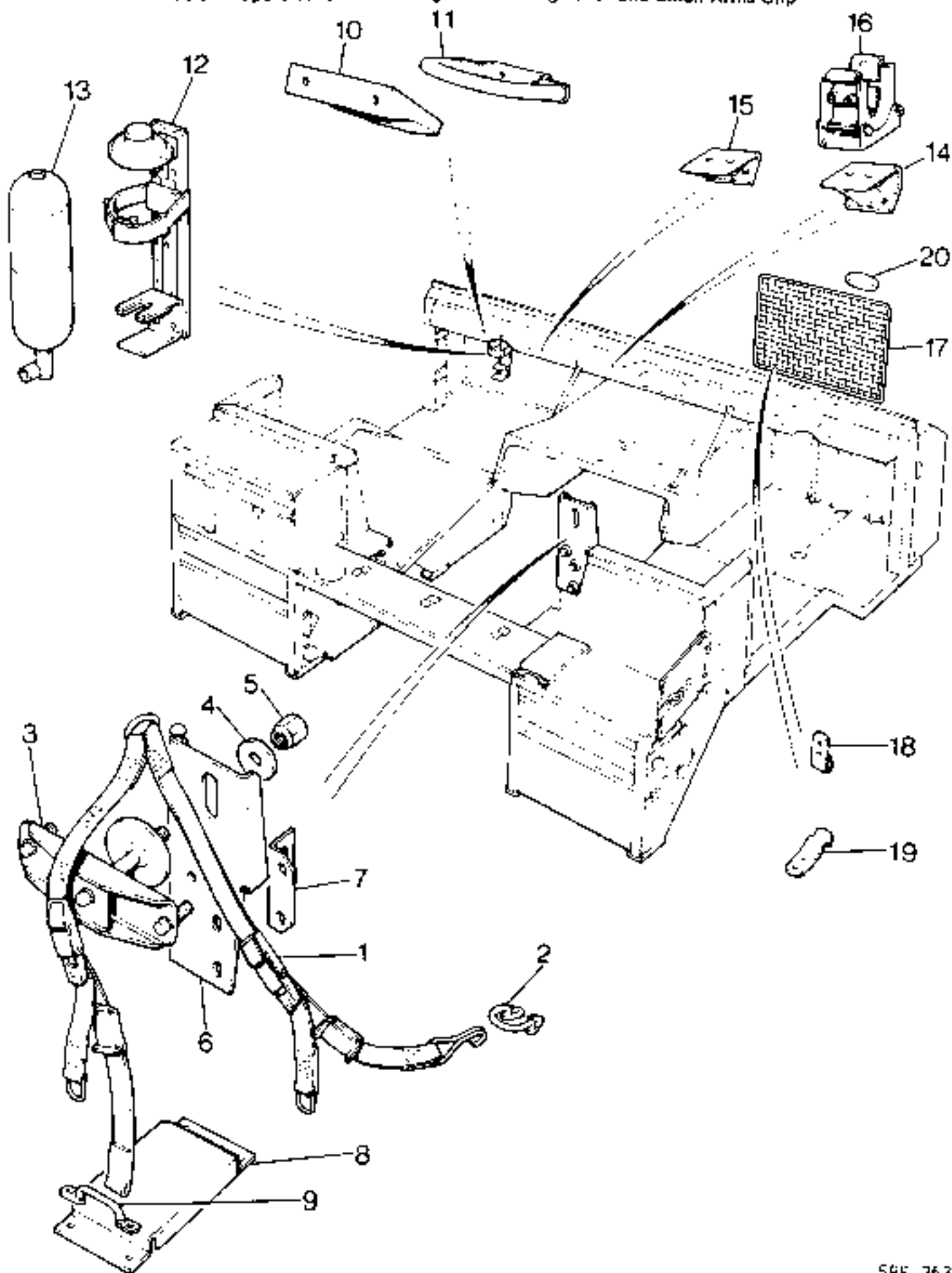
5PE15C

BODY—Windscreen and Sidescreens

Plate Ref	1	2	3	4	DESCRIPTION	Qty	Part No	REMARKS
					WINDSCREEN COMPLETE ASSEMBLY	1	399554*	
1					Glass for windscreen	2	398898*	
2					Glazing strip (14 ft)	A/R	78159	
3					Seal, windscreen to dash rail	1	399773*	
4					Retainer, vertical	2	398899*	
5					Retainer, RH bottom	1	398900*	
6					Retainer, LH bottom	1	398901*	
7					Retainer, RH top	1	398902*	
8					Retainer, LH top	1	398903*	
9					Drive screw (No. 4 × 3/8") fixing retainers to frame	38	78126	
10					Centre strip cover	1	398910*	
11					Drive screw (No. 4 × 3/8") fixing cover to frame	6	78126	
12					Staple for hood strap	2	395143*	
13					Pop rivet, staple to canopy rail	4	78628	
14					Drain channel, RH	1	399217*	
15					Drain channel, LH	1	399218*	
16					Drive screw (No. 4 × 3/8")	8	78126	} Fixing drain channels
17					Plain washer	8	4887	
18					Screw (M10 × 20)	2	889647*	} Fixing windscreen to bracket
19					Spring washer	2	810013	
20					Nut (M10)	2	853037	
21					Screw (M10 × 16)	2	889637	
22					Spring washer	2	810003	} Fixing windscreen to dash rail end plate
23					Plain washer	2	WC110061	
24					Interior mirror	1	345188	
25					Screw (2 BA × 1/2")	2	312712	} Fixing mirror to windscreen
26					Packing washer	2	RTC612	
27					Spring washer	2	WM702001	
28					Nut (2 BA)	2	RTC608	
					SIDE SCREEN ASSEMBLY, RH	1	398815*	
					SIDE SCREEN ASSEMBLY, LH	1	398816*	
29					Glass, fixed	2	398755*	
30					Glass, sliding	2	398993*	
31					Retainer, for fixed window	2	398957*	
32					Drive screw (No. 6 × 3/8") fixing retainer to frame	10	78140	
33					Filler, top and bottom, sidescreen	4	399115*	
34					Filler, rear, sidescreen	2	399116*	
35					Channel, top	2	399118*	
36					Channel, bottom	2	399117*	
37					Channel, rear	2	399119*	
38					Drive screw (No. 6 × 1/2") fixing channels to frame	26	77707	
39					Buffer for sliding window	2	330152	
40					Plain washer	2	4592	} Fixing buffer and channel to frame
41					Drive screw (No. 6 × 3/8")	2	78160	
42					Sealing strip	2	398758*	
43					Plain washer	10	3912	} Fixing sealing strip to frame
44					Pop rivet	10	78248	
45					Sealing rubber for sliding glass	2	399121*	
46					Channel for sealing rubber	2	399120*	
47					Seal for sidescreen LH	1	398757*	
					Seal for sidescreen RH	1	398756*	
48					Plain washer	4	3843	
49					Spring washer	4	WM600071	} Fixing sidescreens to doors
50					Nut (1/2" UNF)	4	254813	

* Asterisk indicates a new part which has not been used on any previous model

BODY—Spare Wheel Mountings, Fire Extinguisher and Small Arms Clip

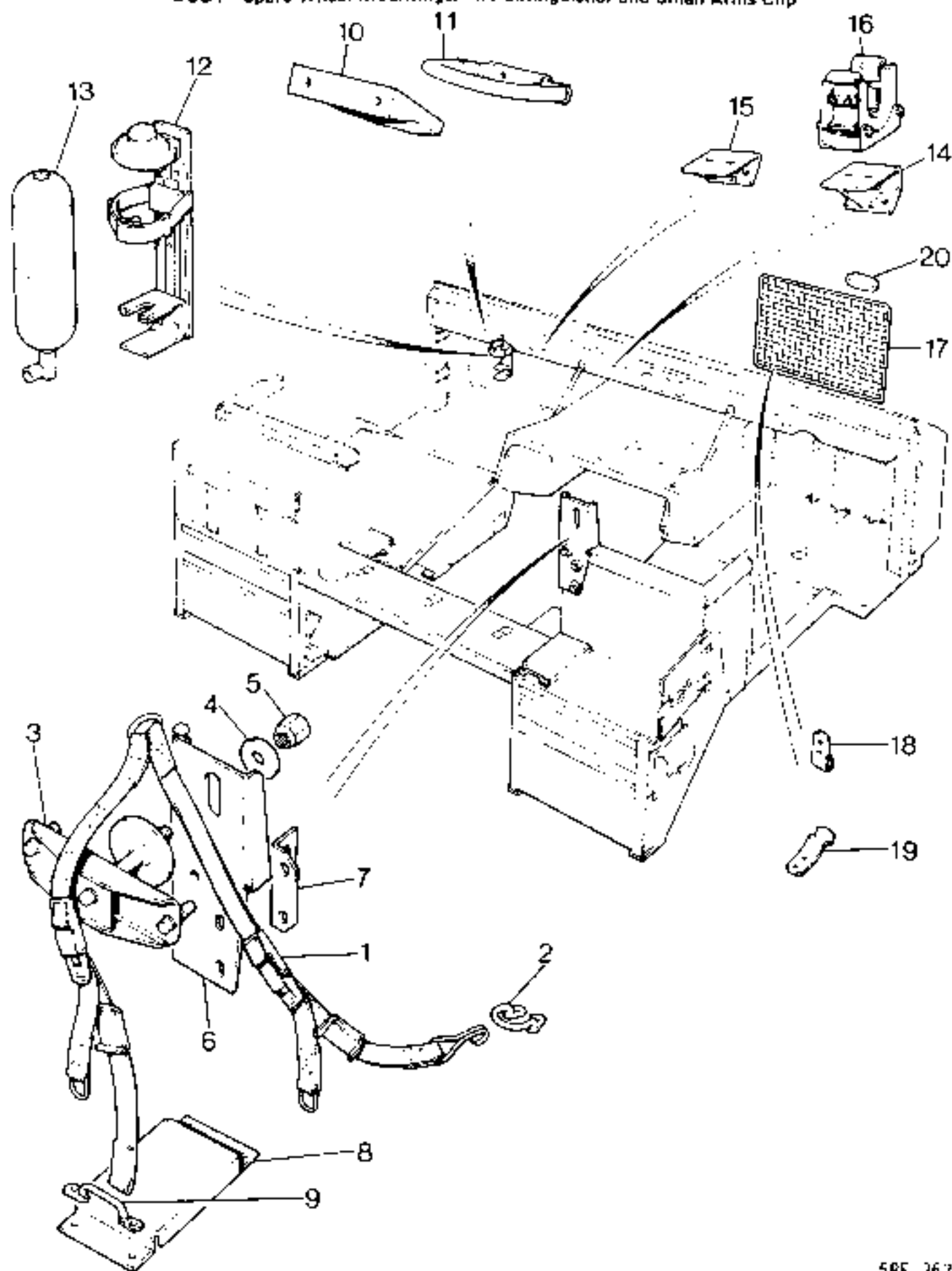


BODY—Spare Wheel Mountings, Fire Extinguisher and Small Arms Clip

Plate	Ref	1	2	3	4	DESCRIPTION	Qty	Part No	REMARKS
	1					Strap assembly, spare wheel mounting	1	MRC1294*	
	2					Hook for strap, spare wheel mounting	1	345699	
						Screw (M5 x 16)	2	SH105161	
						Plain washer	2	851201	Hook to body
						Spring washer	2	WM105001	
						Nut (M5)	2	NH105041	
	3					Retainer for spare wheel	1	398713*	
	4					Washer	1	398718*	
	5					Wheel nut	1	90577473	Fixing spare wheel
	6					Spare wheel mounting bracket assembly	1	399845* RH stg	
						Spare wheel mounting bracket assembly	1	399846* LH stg	
						Screw (M8 x 20)	2	SH108201	Bracket to capping (one weld nut on capping)
						Plain washer	2	850841	
						Spring washer	2	810004	
						Nut (M8)	1	NH108041	
						Bolt (M8 x 70)	2	897081	
						Plain washer	4	850841	Bracket to bulkhead support
						Spring washer	2	810004	
						Nut (M8)	2	NH108041	
	7					Angle bracket	1	399850*	
						Screw (M8 x 20)	2	SH108201	Fixing angle bracket to mounting bracket
						Spring washer	2	810004	
						Plain washer	4	NH108041	
						Nut (M8)	2	853041	
	8					Spare wheel support	1	MRC214*	
	9					Staple (bonnet)	1	335772	
						Screw (M5 x 16)	4	SH105161	Fixing support to support frame
						Plain washer	4	WC105001	
						Spring washer	4	WM105001	
						Nut (M5)	4	NH105041	
	10					Bracket for windscreen wiper motor	1	398827*	
						Screw (M6 x 16)	2	890087*	Fixing wiper motor bracket to dash rail
						Spring washer	2	810005	
						Plain washer	2	WB106041	
	11					Grab handle	1	346399	
						Screw (M6 x 16)	1	SH106161	Grab handle to dash rail
						Plain washer	2	WB106041	
						Spring washer	1	810005	
						Nut (M6)	1	853051	
						Plug for holes in dash rail	A/R	338028	
	12					Bracket for fire extinguisher	2	905529/4	
						Bracket for fire extinguisher	2	347563	B.A.C. vehicles
	13					Fire extinguisher	2	905529/3	
						Fire extinguisher	2	347562	B.A.C. vehicles
						Screw (M5 x 14) cheese head	5	879251	External bracket to front panel
						Plain washer	5	WA105001	
						Spring washer	5	WM105001	
						Nut (M5)	5	NH105041	
						Pop rivet	3	78248	
						Pop rivet	2	78410	Interior bracket to front panel
	14					Mounting bracket inner	1	595493	

* Asterisk indicates a new part which has not been used on any previous model.

BODY—Spare Wheel Mountings, Fire Extinguisher and Small Arms Clip

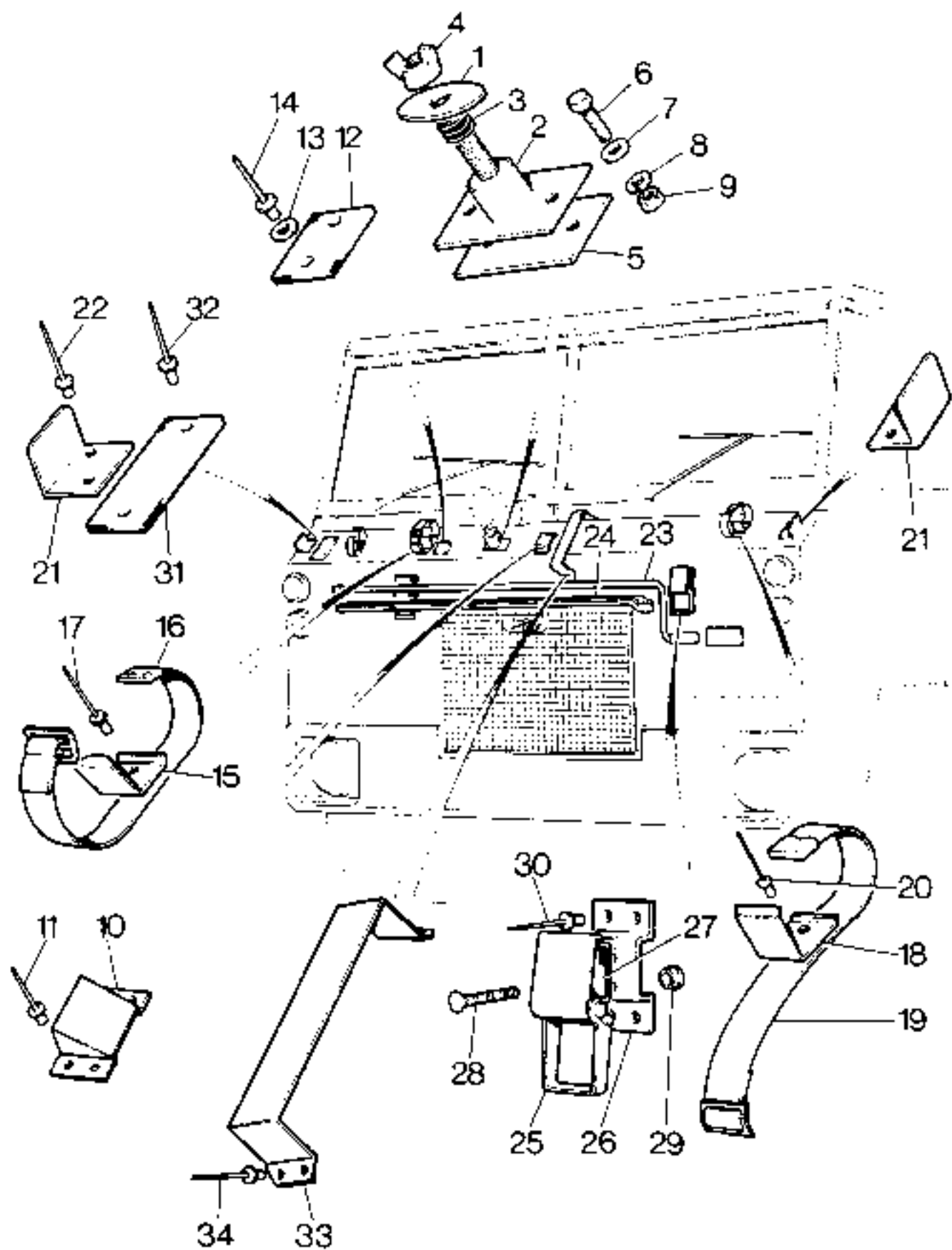


BODY—Spare Wheel Mountings, Fire Extinguisher and Small Arms Clip

Plate				Qty	Part No	REMARKS
Ref.	1	2	3 4			
15				1	595446	
				4	879411	} Fixing brackets to dash rail
				4	851331	
				4	810007	
				4	853071	
				4	853071	
16				2	348943	
				4	879411	} Clips to bracket
				4	810007	
				4	853071	
17				1	399247*	
18				2	399248*	
19				2	399249*	
				4	78410	
				4	78410	
20				1	332670	
				2	78248	} Nameplate to front grille
				2	545883	

* Asterisk indicates a new part which has not been used on any previous model.

BODY—Tool Stowage, Cab Front Panel



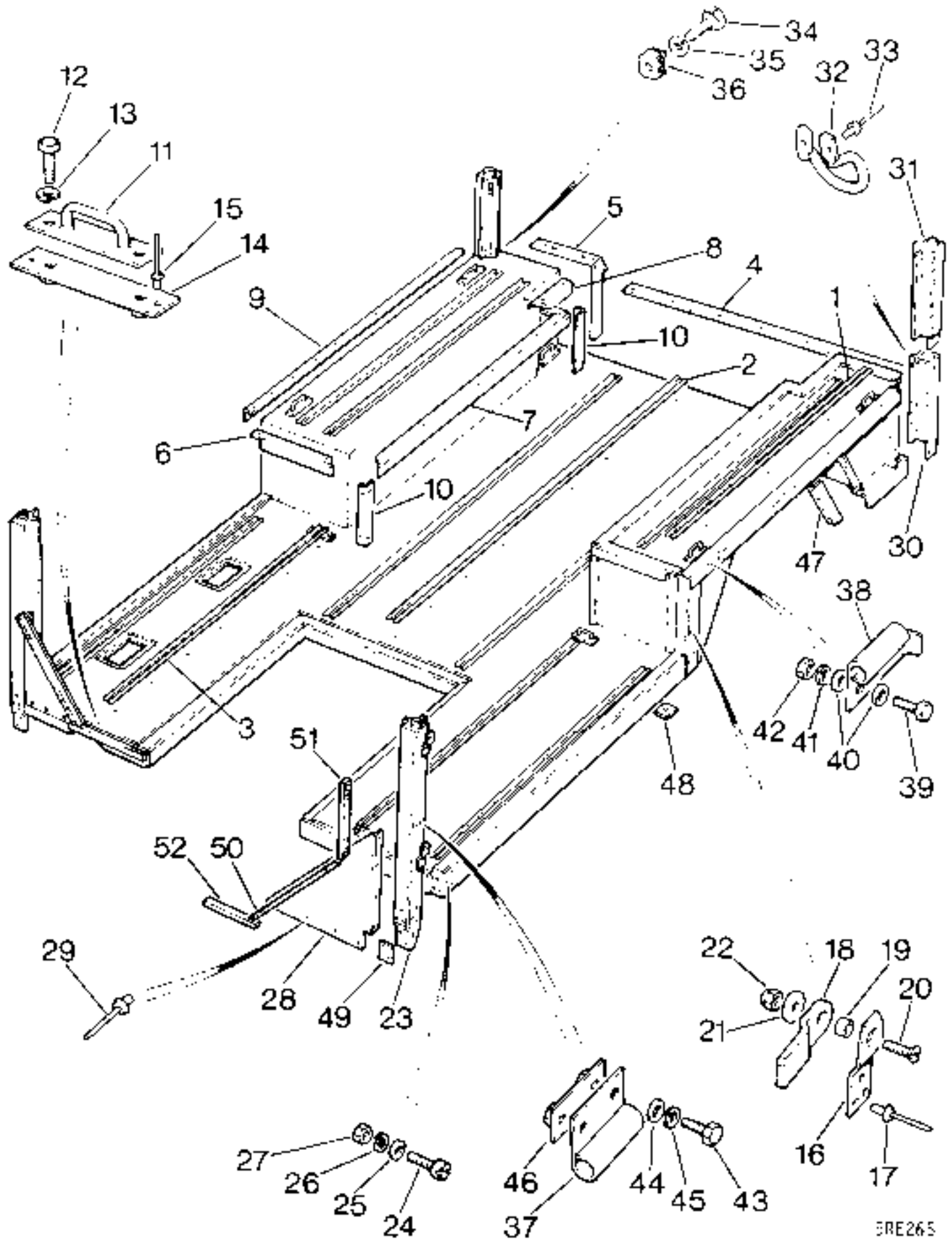
5RE174

BODY—Tool Stowage, Cab Front Panel

Plate								
Ref.	1	2	3	4	DESCRIPTION	Qty	Part No	REMARKS
1					Pick head retaining plate	1	595484*	
2					Pick head mounting plate assembly	1	598512*	
3					Spring for pick head mounting plate	1	598515*	
4					Wing nut (M12)	1	81*582*	
5					Stiffening plate	1	595485*	
6					Screw (M6 x 16) } Mounting plate Plain washer } assembly to Spring washer } front panel and Nut (M6) } stiffening plate	2	890087*	
7						2	851007*	
8						2	810005	
9						2	853057	
10					Pickaxe support bracket	1	595486*	
11					Pop rivet, bracket to front panel	4	78248	
12					Pickaxe support pad	2	595487*	
13					Plain washer } Pad to front panel Pop rivet }	4	851211	
14						4	78410	
15					Tool support bracket for pick handle	2	595488*	
16					Strap assembly	2	308792	
17					Pop rivet, bracket and strap to panel	4	78410	
18					Tool support bracket for spade	1	595489*	
19					Strap assembly	1	308792	
20					Pop rivet, bracket and strap to panel	2	78410	
21					End stop, spade and pick handle	2	595490*	
22					Pop rivet, end stop to front panel	4	78248	
23					Starting handle	1	595120	
24					Rod for lifting jack	1	592219	
25					Stowage clip, starting handle and jack handle	2	346195	
26					Mounting bracket for stowage clip	2	595491	
27					Rubber packing, stowage clip	2	346072	
28					Solid rivet } Fixing stowage clip Collar for rivet } to bracket	4	79292	
29						4	79289	
30					Pop rivet, clip and bracket to panel	8	78248	
31					Mounting pad, pick, jack and starting handle	3	336352	
32					Pop rivet, pad to front panel	6	78410	
33					Retaining bracket, spade	1	595492*	
34					Pop rivet, bracket to front panel	4	78248	

* Asterisk indicates a new part which has not been used on any previous model.

BODY—Rear Lower



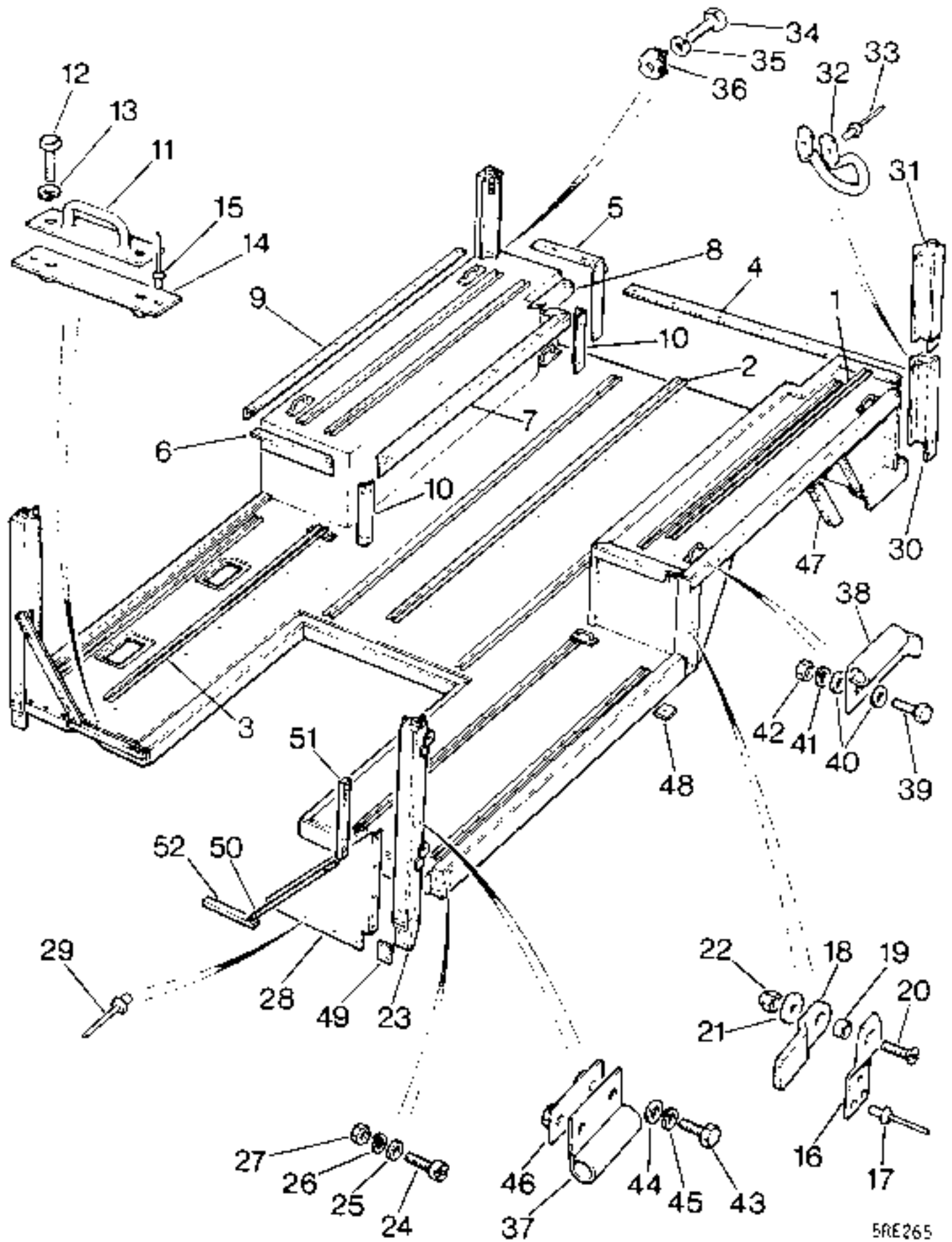
3RE265

BODY—Rear Lower

Plate								
Ref	1	2	3	4	DESCRIPTION	Qty	Part No.	REMARKS
					REAR BODY LOWER ASSEMBLY	1	398045*	
1					Tread plate—w/arch box top	4	398171*	
2					Tread plate—floor—long	3	398170*	
3					Tread plate—floor—short	4	398171*	
4					Floor edging strip to tailgate	1	398172*	
					Pop rivet securing tread plate and edging strips	94	78410	
5					Capping—rear top RH	1	398465*	
					Capping—rear top LH	1	398466*	
6					Capping—w/arch box top front RH	1	398263*	
					Capping—w/arch box top front LH	1	398264*	
7					Capping—w/arch box top inner long RH	1	398261*	
					Capping—w/arch box top inner long LH	1	398262*	
8					Capping—w/arch box top inner short RH	1	398259*	
					Capping—w/arch box top inner short LH	1	398260*	
9					Capping—w/arch box outer RH	1	398274*	
					Capping—w/arch box outer LH	1	398275*	
10					Capping—vertical w/arch box inner	4	398269*	
					Pop rivet fixing capping	77	78410	
11					Lashing cleats, rear body floor—w/arch box top and front pillars	12	395104*	
12					Screw (M6×20) } Securing lashing Spring washer } cleats Nut plate } Pop rivet securing nut plate to floor }	8	SH106201	
13				12		WM106001		
14				6		399742		
15				8		78410		
					Screw (M6×25) } Securing lashing cleats at Pop rivet } tailgate end to floor }	4	SH106251	
				4		79305		
					Screw (M6×12) } Lashing cleats to Spring washer } front pillars Screw (M6×12) } Cleats to wheelarch Spring washer }	4	890067	
				4		WM106001		
				8		890061		
						8	WM106001	
16					Case dropside catch	2	398397*	
17					Pop rivet, securing case	8	MFC2588*	
18					Tongue dropside catch	8	398306*	
19					Spacer dropside catch	8	398307*	
20					Screw (M8×25) } Securing Plain washer } dropside Self locking nut } catch }	8	887827*	
21				8		850847		
22				8		810504		
23					Front pillar assembly RH	1	398104*	
					Front pillar assembly LH	1	398105*	
24					Screw (M6×16) } Plain washer } Fixing pillars to floor Spring washer } Nut (M6) }	12	879077	
25				24		WA106041		
26				12		WM106001		
27				12		854021		
					Rivet front pillar to floor	6	854969*	
28					Stiffener panel RH	1	398098*	
					Stiffener panel LH	1	398099*	
29					Pop rivet, panel to pillars and floor	16	78410	
30					Rear pillar, lower, RH	1	398456*	
					Rear pillar, lower, LH	1	398457*	

* Asterisk indicates a new part which has not been used on any previous model.

BODY—Rear Lower



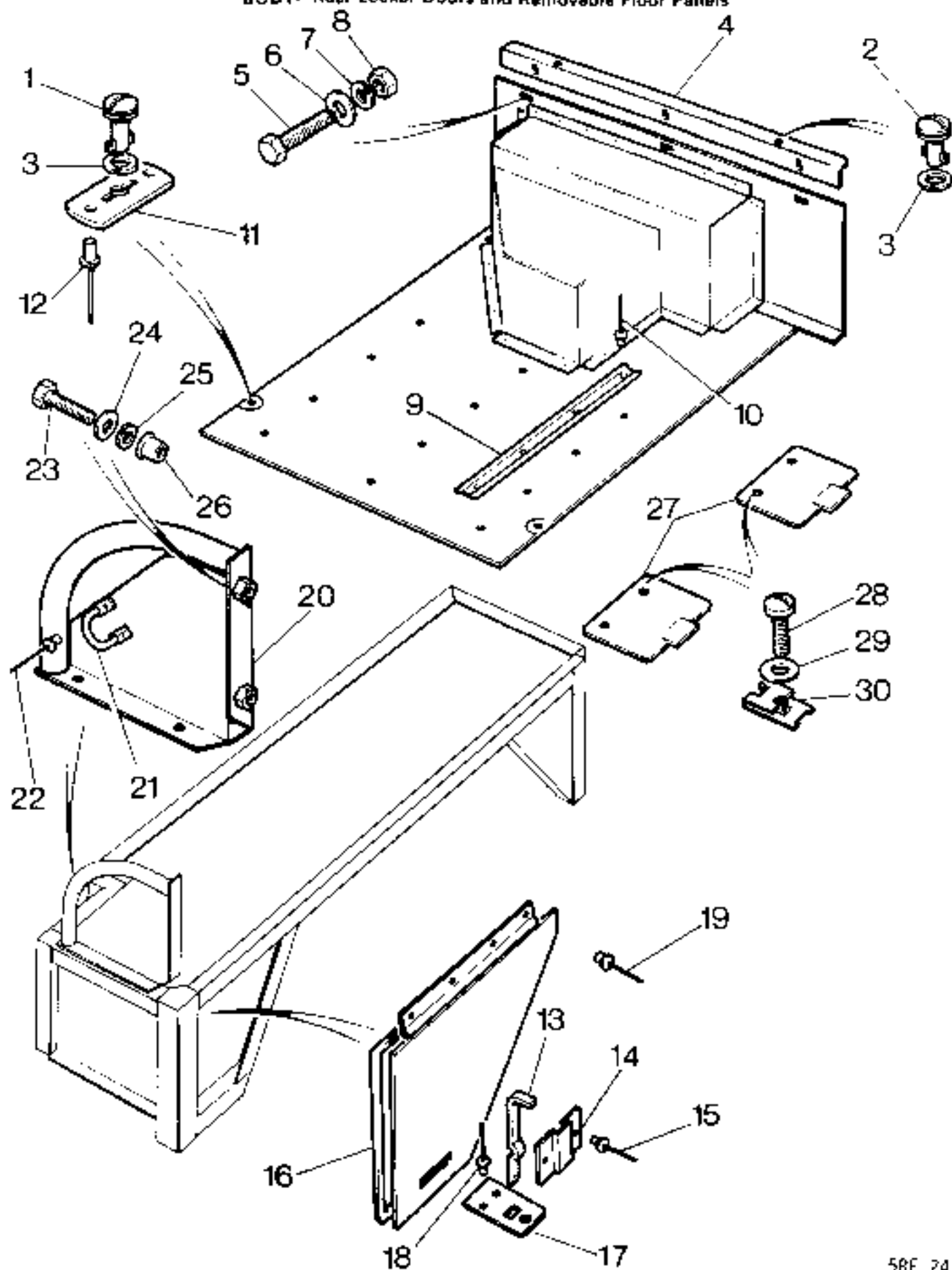
5RE265

BODY—Rear—Lower

Plate		DESCRIPTION	Qty	Part No.	REMARKS
Ref.	1 2 3 4				
31		Rear pillar, upper, RH	1	398124*	
		Rear pillar, upper, LH	1	398125*	
		Rivet fixing rear pillar to floor rave	6	854853	
		Rivet fixing rear pillar to cross-member	4	854852	
		Rivet rear lower pillars to frame	6	854874	
		Pop rivet, wheelarch frame to rear pillar	12	78410	
32		Rope hook	2	345899	
33		Pop rivet for rope hook	4	78410	
34		Screw (M6 x 16)	4	SH106161	} Upper pillar to lower pillar
35		Spring washer	4	WM106001	
36		Nut retainer	4	811853	
37		Hinge—female	2	398276*	
38		Hinge—female RH	2	398497*	
		Hinge—female LH	2	398498*	
39		Screw (M6 x 16)	16	SH106161	
40		Plain washer	32	WB106041	} Hinges to wheelarch cappings and rave
41		Spring washer	16	WM106001	
42		Nut (M6)	16	NH106041	
43		Screw (M6 x 16)	4	SH106061	} Hinges to front pillars
44		Plain washer	4	WA106041	
45		Spring washer	4	WM106001	
46		Nut plate	2	398111*	
		Nut plate, rear body fixing front centre	1	398373	
		Pop rivet, nut plate to RH centre strut	2	78631	
47		Rear angle RH	1	398094*	
		Rear angle LH	1	398095*	
48		Shim 14 swg	A/R	398482*	
		Screw (M10 x 30)	8	889667	} Rear body to chassis
		Plain washer	8	WC110061	
		Spring washer	8	WM110001	
		Nut (M10)	8	853037	
	Shim 14 swg	A/R	398490*		
49		Screw (M8 x 30)	4	SH108301	} Front pillars to chassis
		Plain washer	4	WC108061	
		Spring washer	4	810004	
		Nut (M8)	4	NH108041	
		Seal—front pillar stiffener	2	398458*	
51		Seal—front pillar upper	2	398459*	
52		Seal—floor frame to cab	2	398330*	

* Asterisk indicates a new part which has not been used on any previous model.

BODY—Rear Locker Doors and Removable Floor Panels



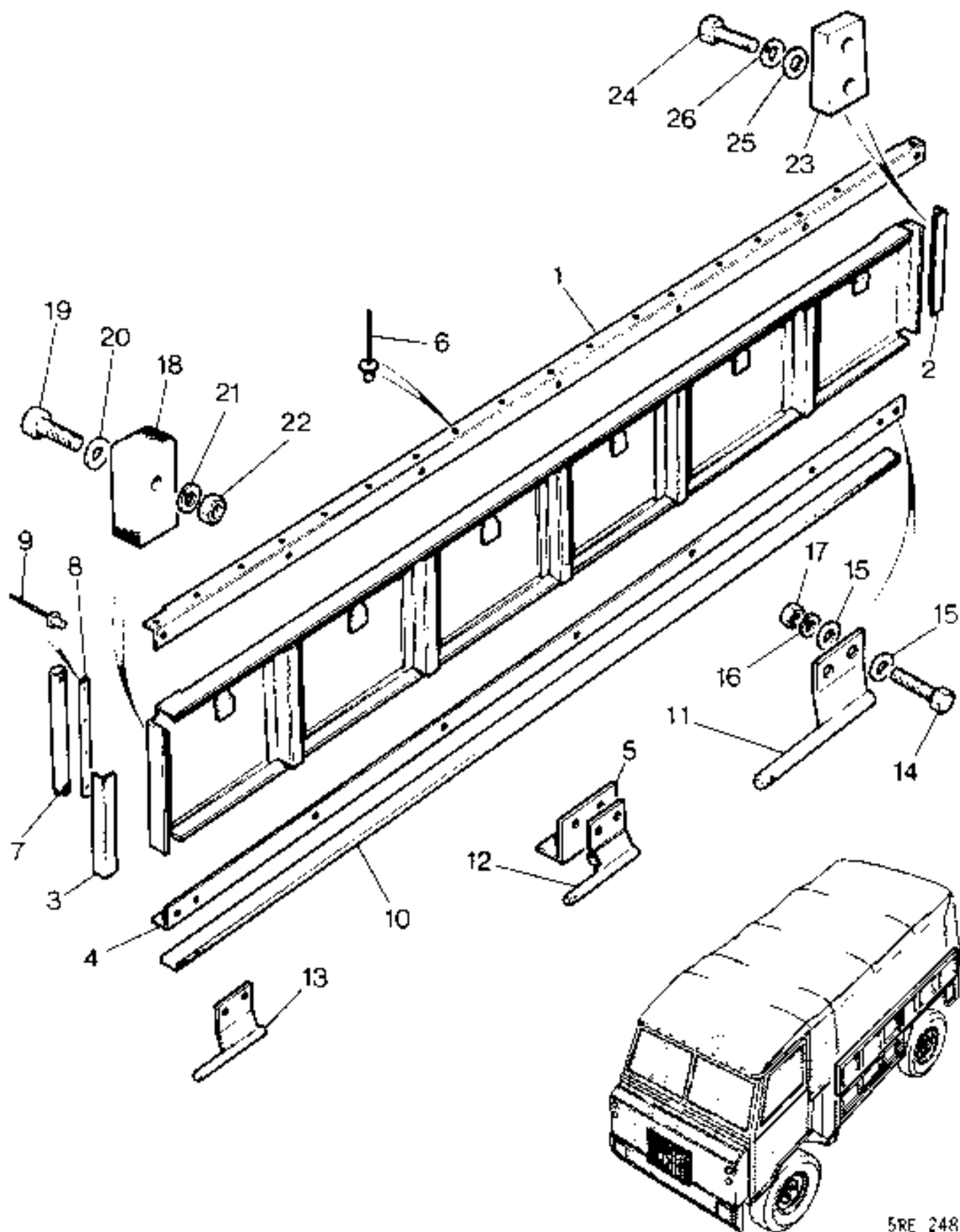
BODY—Rear Locker Doors and Removable Floor Panels

Plate Ref.	1	2	3	4	DESCRIPTION	Qty	Part No.	REMARKS
					REMOVABLE FLOOR ASSEMBLY	1	398406*	
1					Camloc stud	4	399222*	
2					Camloc stud	2	399227*	
3					Retaining washer for studs	6	399221*	
4					Joining angle	1	398414*	
5					Screw (M6 x 16)	3	890081	
6					Plain washer	6	851047	} Fixing joining angle to cab rear centre panel
7					Spring washer	3	810005	
8					Nut (M6)	3	853057	
9					Tread plate	3	398413*	
10					Pop rivet, fixing tread plate to floor	12	78410	
11					Camloc receptacle	4	399220*	
12					Pop rivet, fixing Camloc receptacle to centre member	8	78867	
					LOCKER DOOR ASSEMBLY, RH	1	399822*	
					LOCKER DOOR ASSEMBLY, LH	1	399823*	
13					Catch bolt	2	MRC119*	
14					Catch bolt retainer	2	398323*	
15					Pop rivet, fixing retainer to panel	4	78788	
16					Seal for locker door (cut from roll)	A/R	92563*	
17					Locking plate	2	398103*	
18					Pop rivet, fixing locking plate to base panel	4	79312	
19					Pop rivet, fixing hinge to wheelarch frame	4	78257	
20					Rear pillar stiffener and handrail, RH	1	398454*	
					Rear pillar stiffener and handrail, LH	1	398455*	
21					ROPE HOOK	2	345699	
22					Pop rivet, fixing rope hook	4	78410	
23					Screw (M8 x 20)	8	889867	} Fixing stiffener and handrail to pillars and wheelarch box
24					Plain washer	12	850837	
25					Spring washer	8	810004	
26					Riv nut (M8)	4	811880	
27					Cover plate for fuel tank	2	333202	
28					Acme bolt	4	320045	} Fixing cover plates to floor
29					Plain washer	4	3900	
30					Spire nut	4	79246	

NOTE All items on this page are part of Rear Body Lower Assembly 398046

* Asterisk indicates a new part which has not been used on any previous model

BODY—Rear Body Upper Assembly

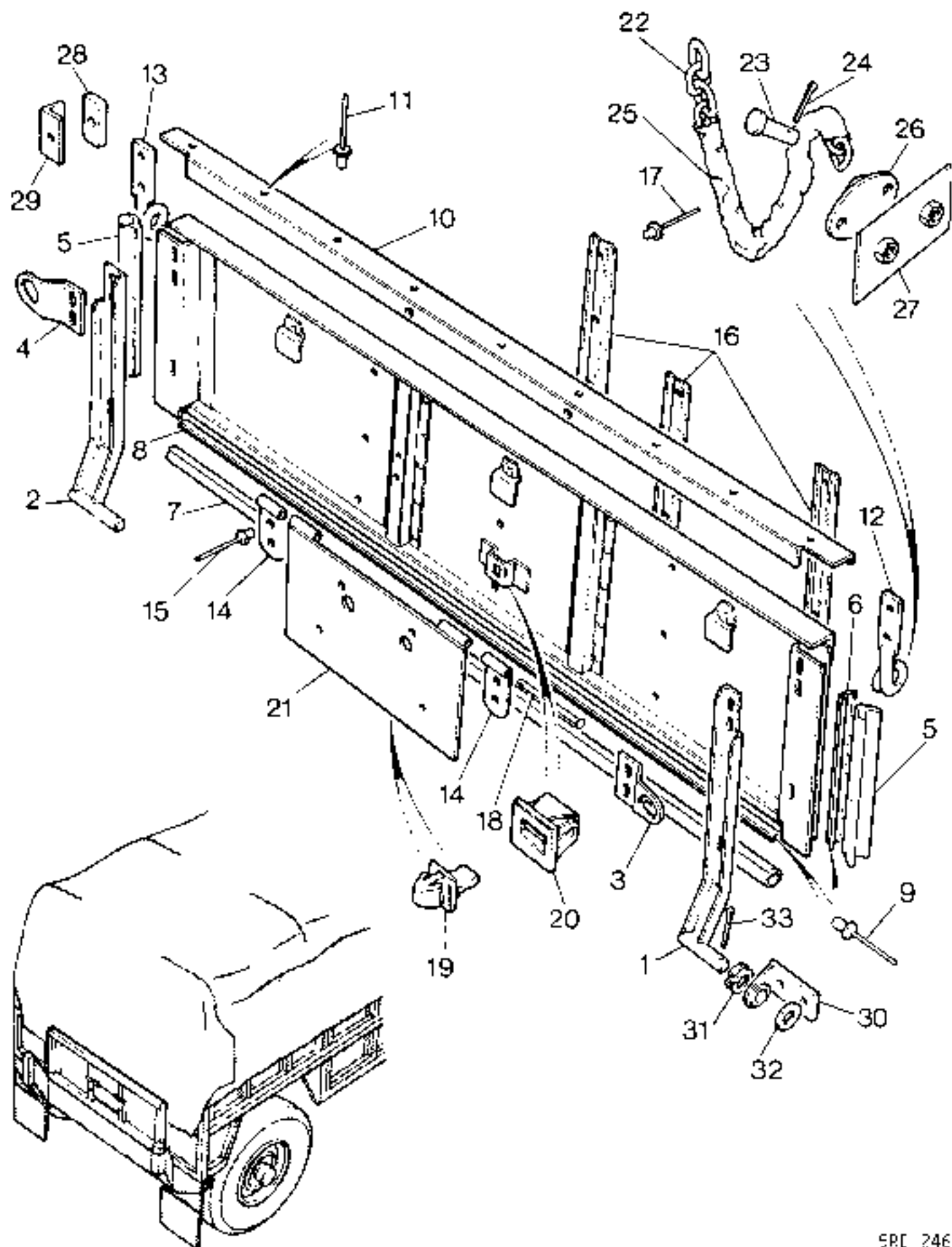


BODY—Rear Body Upper Assembly

Plate				DESCRIPTION	Qty	Part No	REMARKS
Ref	1	2	3 4				
				REAR BODYSIDE UPPER ASSEMBLY, RH	1	398197*	
				REAR BODYSIDE UPPER ASSEMBLY, LH	1	398198*	
1				Capping, top	2	398398*	
2				Capping, side, RH	2	398209*	
3				Capping, side, LH	2	398210*	
4				Capping, bottom RH	1	398383*	
				Capping, bottom LH	1	398384*	
5				Stiffening angle hinge	2	398187*	
6				Pop rivet fixing stiffener and capping	114	78410*	
7				Seal, side	4	398212*	
8				Seal retainer, side	4	398213*	
9				Pop rivet, seal retainer to frame	16	78631	
10				Seal, bottom (glued in place)	2	398211*	
11				Hinge assembly, RH	2	398188*	
12				Hinge assembly, RH centre	1	398493*	
				Hinge assembly, LH centre	1	398494*	
13				Hinge assembly, LH	2	398189*	
14				Screw (M6 x 20)	12	890097	
15				Plain washer	24	WB106041	
16				Spring washer	12	810025	
17				Nut (M6)	12	853057	
18				Rubber buffer	4	398368*	
19				Screw (M4 x 16)	4	881707	
20				Plain washer	8	851307	
21				Spring washer	4	810007	
22				Nut (M4)	4	854047	
23				Striking plate	4	398308*	
24				Screw (M5 x 12)	8	SH105121	
25				Plain washer	8	WC105001	
26				Spring washer	8	810026	


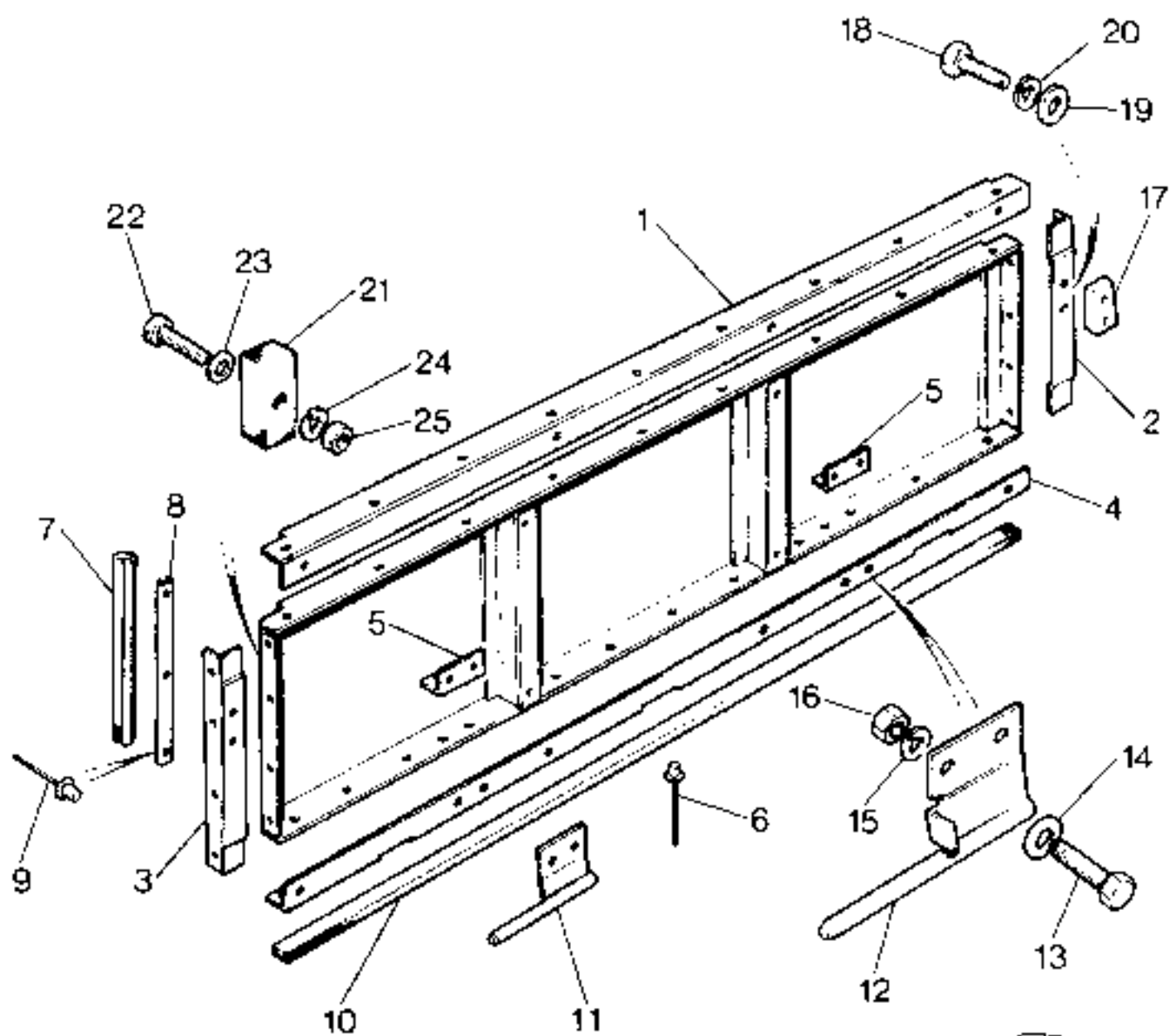
* Asterisk indicates a new part which has not been used on any previous model.

BODY—Tailboard



SPE 246

BODY—Rear Body Sides LH and RH



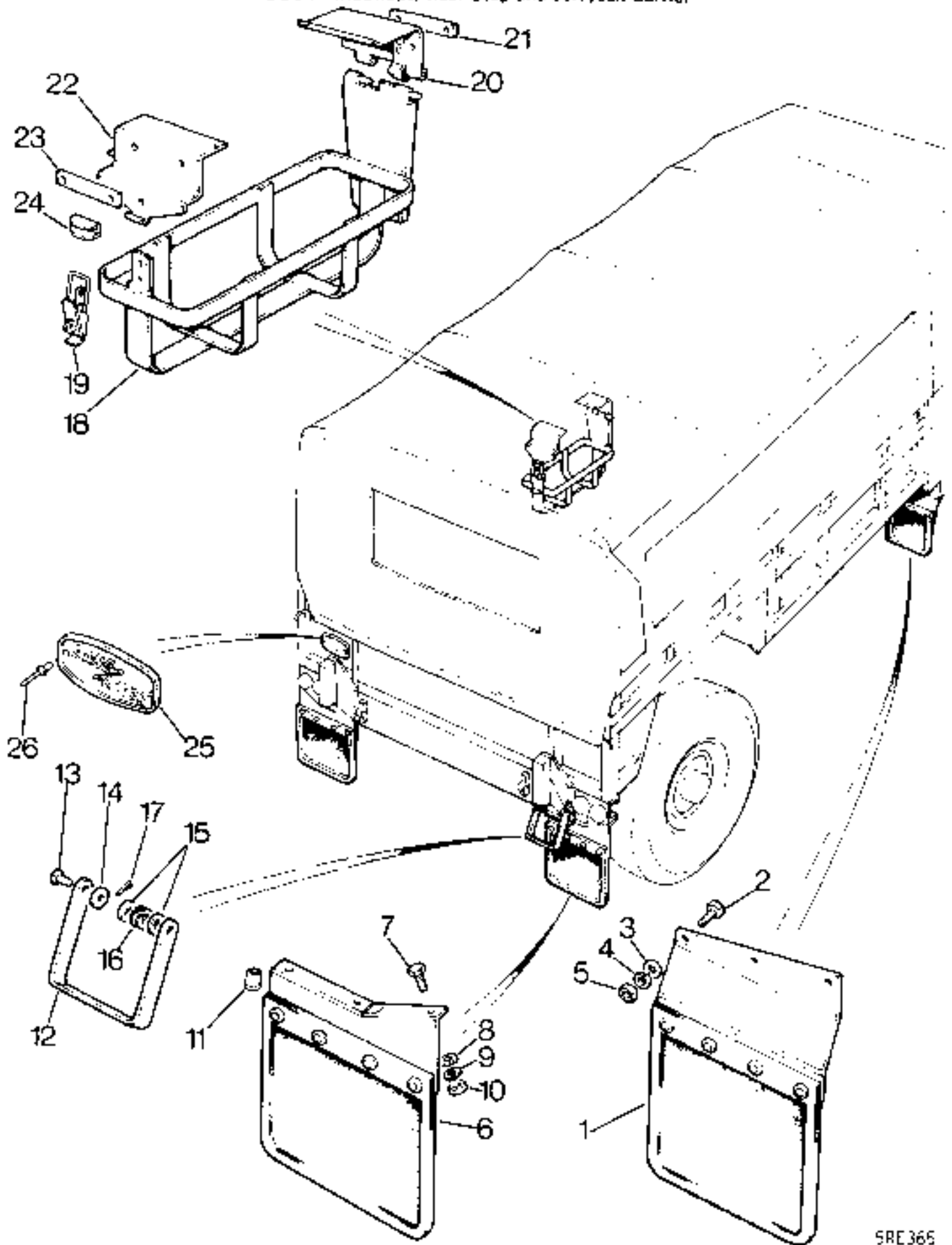
5RE 251

BODY—Rear Body Sides LH and RH

Plate				Qty	Part No	REMARKS
Ref.	1	2	3 4			
			REAR BODYSIDE LOWER ASSEMBLY, LH	1	398174*	
			REAR BODYSIDE LOWER ASSEMBLY, RH	1	398173*	
1			Capping, top	2	398183*	
2			Capping, side, RH	2	398184*	
3			Capping, side, LH	2	398185*	
4			Capping, bottom	2	398186*	
5			Stiffening angle, hinge	4	398187*	
6			Pop rivet, bottom capping and stiffening angle	8	78410	
			Pop rivet, top, bottom and side cappings	64	78410	
			Pop rivet, corner of cappings and stiffener	16	78410	
7			Seal, side	4	398184*	
8			Seal retainer	4	398185*	
9			Pop rivet, securing seal retainers	16	78631	
10			Seal, bottom—glued in place	2	398196*	
11			Hinge assembly, LH front	1	398189*	
			Hinge assembly, RH front	1	398188*	
12			Hinge assembly, LH, rear	1	398494*	
			Hinge assembly, RH, rear	1	398493*	
13			Screw (M6 x 20)	8	890697	
14			Plain washer	16	WB106041	} Securing hinges to capping
15			Spring washer	8	810025	
16			Nut, M6	8	853057	
17			Striker plate	4	398308*	
18			Screw (M5 x 12)	8	SH105121	} Striking plate to capping
19			Plain washer	8	WC105001	
20			Spring washer	8	810026	
21			Rubber buffer	4	398368*	
22			Screw (M4 x 16)	4	881707	} Fixing buffer to frame
23			Plain washer	8	WA104001	
24			Spring washer	4	810007	
25			Nut (M4)	4	854047	

* Asterisk indicates a new part which has not been used on any previous model.

BODY—Mudflaps, Rear Step and Jerrycan Carrier



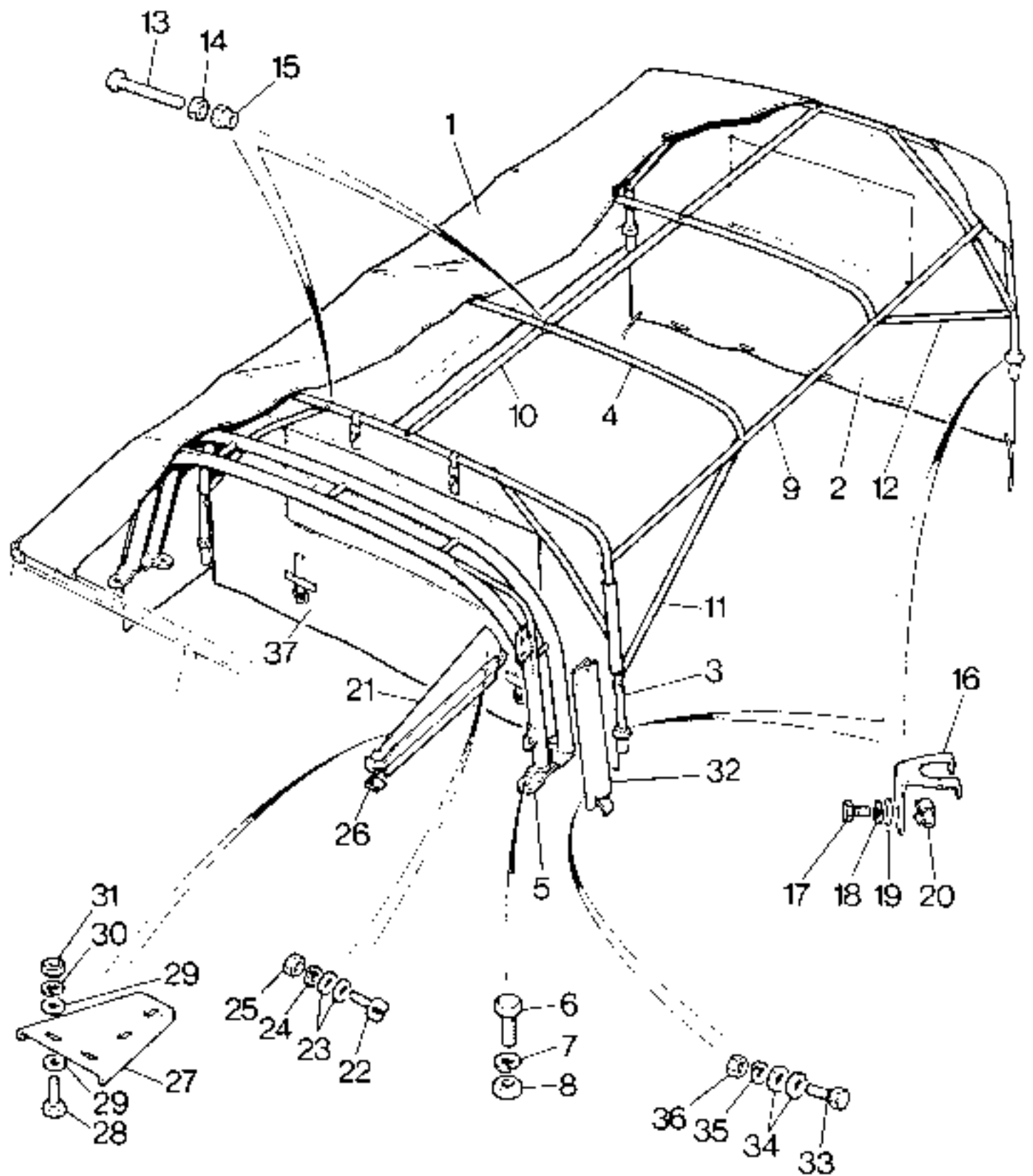
5RE365

BODY—Mudflaps, Rear Step, and Jerrican Carrier

Plate								
Ref	1	2	3	4	DESCRIPTION	Qty	Part No	REMARKS
1	Mudflap assembly, RH front					1	MRC1509*	
	Mudflap assembly, LH front					1	MRC1510*	
2	Screw (M6×16)				Fixing mudflaps to No. 2 outrigger	6	89F085	
3	Plain washer					6	WA106041	
4	Spring washer					6	810015	
5	Nut (M6)					6	NH106041	
6	Mudflap assembly, RH rear					1	MRC1509*	
	Mudflap assembly, LH rear				1	MRC1510*	RH Stg	
	Mudflap assembly, LH rear				1	MRC1511*	LH Stg	
7	Screw (M6×16)				Fixing mudflaps to rear cross-member	8	SH106161	
8	Plain washer					8	WA106041	
9	Spring washer					8	810005	
10	Nut (M6)					6	NH106041	
11	Nutsert (M6)					2	811948	
12	Rear step				1	NRC1131		
13	Clevis pin				Fixing step	2	306504	
14	Plain washer					2	3950	
15	Plain washer					1	4898	
16	Spring washer					1	2285	
17	Split pin					2	852431	
18	CARRIER FOR JERRICAN				1	MRC1513*		
19	Toggle catch				1	398429*		
	Rivet (M4×8) snap head				2	854322*		
20	Hinge plate, jerrican stowage				1	MRC1557*		
	Screw (M6×20)				Hinge plate to body cross-member	2	SH106201	
21	Washer plate					1	398440*	
	Self-locking nut (M6)				2	810505		
22	Catch plate				1	398426*		
	Screw (M6×20)				Catch plate to body cross-member	2	SH106201	
23	Washer plate					1	398441*	
	Self-locking nut (M6)					2	810505	
24	Switch catch				1	398439*		
	Screw (M6×25)				Catch to plate	1	SH106251	
	Plain washer					1	WC106041	
	Spring washer					1	810065*	
	Self-locking nut					1	810505	
25	Land Rover name plate				1	332670		
26	Pop rivet, nameplate to rear panel				2	78248		

* Asterisk indicates a new part which has not been used on any previous model

BODY—Hood, Hoodsticks and Fume Curtain

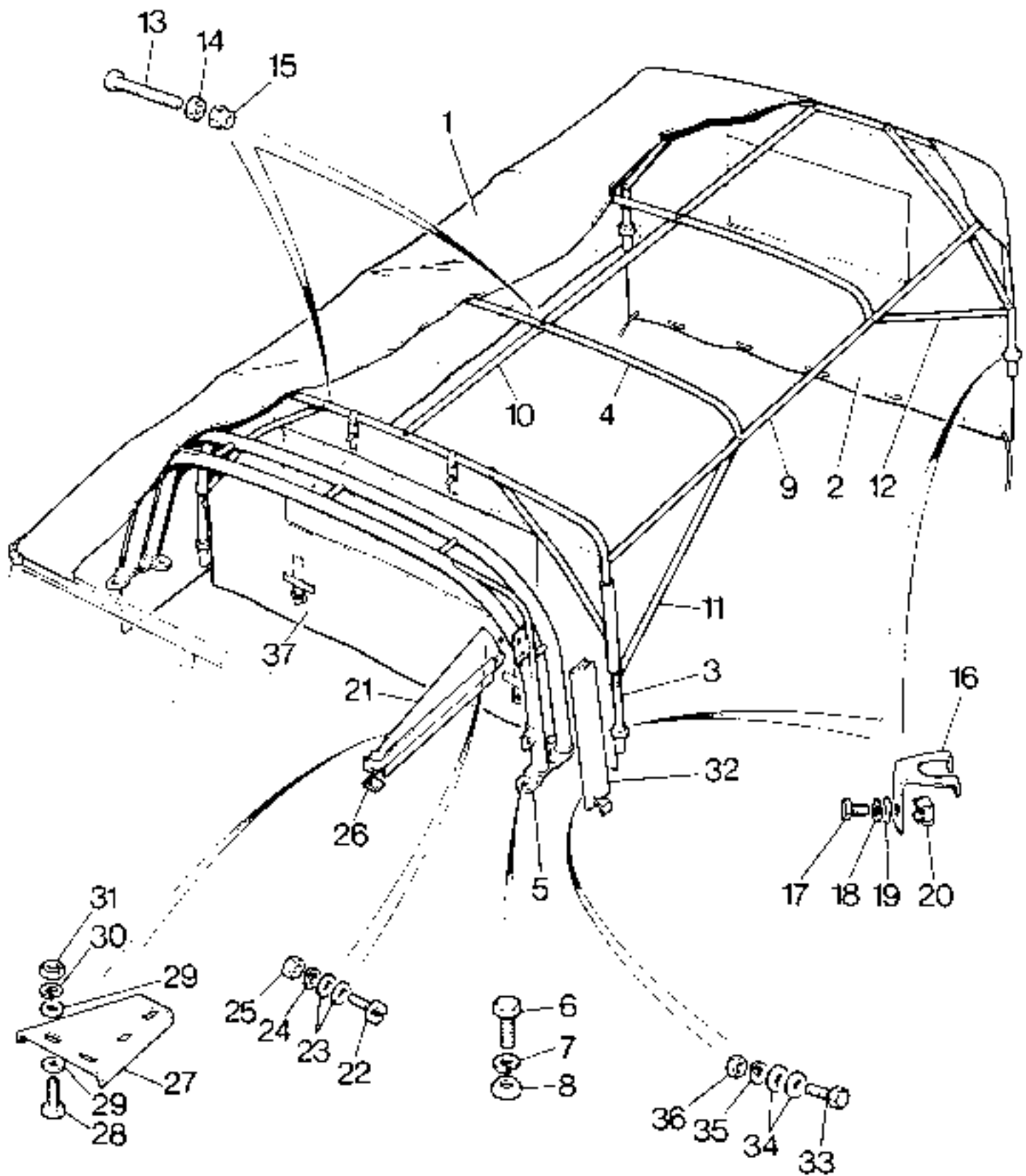


BODY—Hood, Hoodsticks and Fume Curtain

Plate	DESCRIPTION				Qty	Part No.	REMARKS
Ref.	1	2	3	4			
1	HOOD COMPLETE ASSEMBLY, DRAB	1	MRC3497*	RH Stg
	HOOD COMPLETE ASSEMBLY, DRAB	1	MRC3498*	LH Stg
	HOOD COMPLETE ASSEMBLY, STONE	1	MRC3500*	RH Stg
	HOOD COMPLETE ASSEMBLY, STONE	1	MRC3499*	LH Stg
	HOOD COMPLETE ASSEMBLY, WITH SIDE EXIT	1	MRC3033*	B.A.C. vehicles RH Stg
2	REAR CURTAIN ASSEMBLY	1	398337*	
	Back-light	1	331978	
	Rope, bottom hem, ½" dia × 88" long	1	331221	
	Sidelight for side curtain, passenger side	1	MRC1709*	
	Rope for side curtain ½" dia × 160" long	2	399581*	
	Rope rear top and sides, ½" dia. × 160" long	1	399581*	
3	Hoodstick, end	2	398237*	
4	Hoodstick, intermediate	2	398041*	
5	Front hoodstick and roll-over bar assembly	1	MRC1597*	
6	Bolt (M10×20)	} Fixing front hoodstick		8	889645		
7	Spring washer	} and roll over bar to		8	810003		
8	Nut (M10)	} bulkhead cappings		8	853031		
9	Hoodstick, side, longitudinal	2	398042*	
10	Hoodstick, top, longitudinal	3	398043*	
11	Side brace	4	398044*	
12	End brace	4	337158	
13	Screw (M6×40) slotted disk head	} Fixing hoodsticks		24	800009*		
14	Nut (M6)	} and braces		24	854021		
15	Self-locking nut (M6)	} together		24	810505		
16	Clamping bracket	4	398243*	
17	Screw (M8×12)	} Fixing brackets to		4	890067*		
18	Spring washer	} front and rear pillars		4	810005		
19	Plain washer	}		4	851037*		
20	Nut retainer, front pillars	6	811862	
	Nut retainer, rear pillars	2	811862	
21	Top stiffener panel, RH	1	398244*	
	Top stiffener panel, LH	1	398245*	
22	Screw (M6×16)	} Fixing panels		2	879077*		
23	Plain washer	} to top		4	WC106041		
24	Spring washer	} bracket		2	810005		
25	Nut, M6	} (cab hood)		2	854027*		
26	Sealing washer, windscreen to top drain channel	2	332605	
27	Adjustment plate, RH	1	330622	
	Adjustment plate, LH	1	330623	
28	Screw (M6×16)	} Adjustment plate		8	890087*		
29	Plain washer	} to windscreen		16	851047*		
30	Spring washer	} and top		8	810005		
31	Nut (M6)	} stiffener		8	853057		
32	Door side drain channel, RH	1	398252*	
	Door side drain channel, LH	1	398253*	
33	Screw (M6×16)	} Drain channel		4	890087*		
34	Plain washer	} to fixing		8	WC106041		
35	Spring washer	} bracket cab		4	810005		
36	Nut (M6)	} hoodstick		4	NH106041		

* Asterisk indicates a new part which has not been used on any previous model

BODY—Hood, Hoodsticks and Fume Curtain



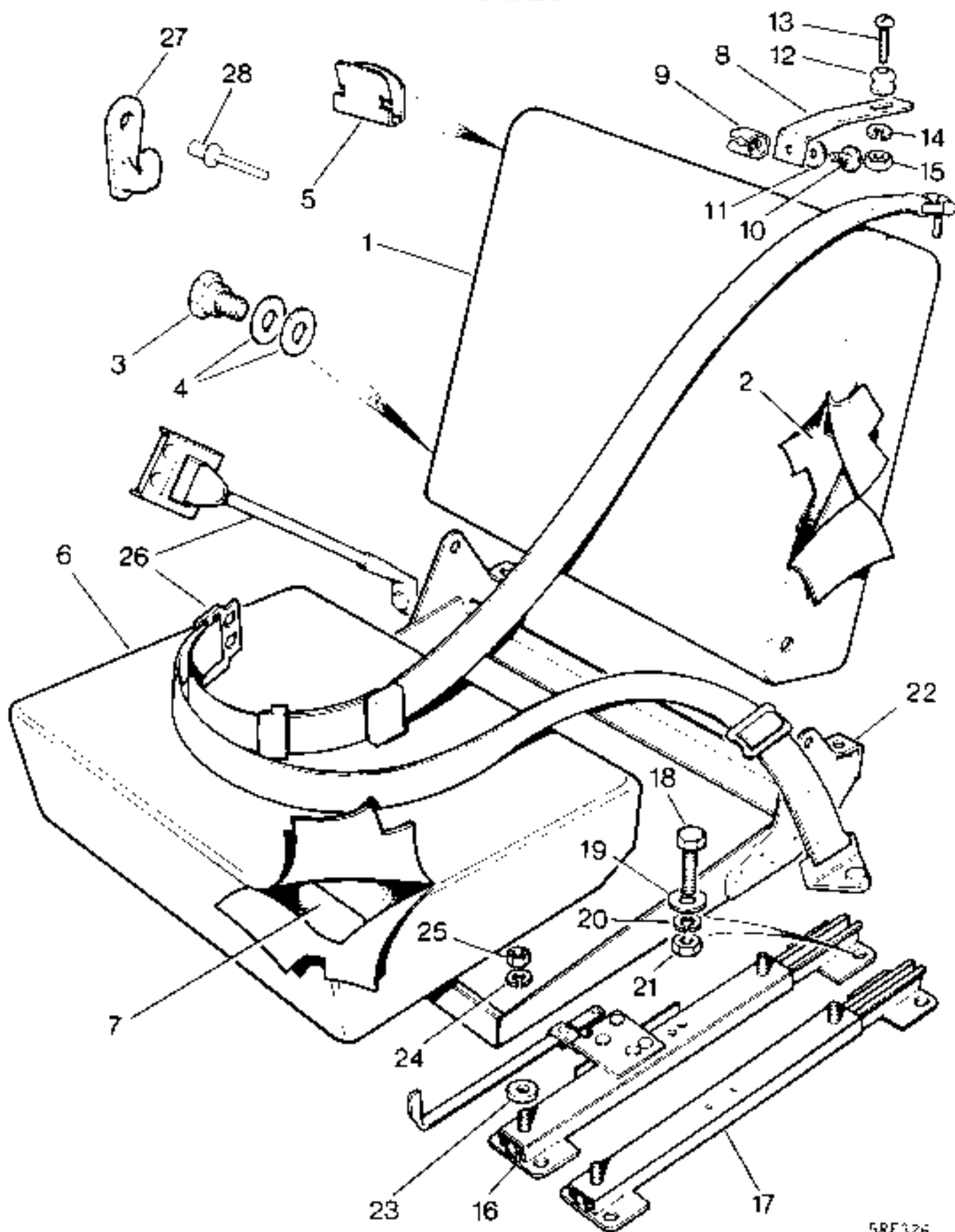
5RE 364

BODY—Hood, Hoodsticks and Fume Curtain

Plate								
Ref.	1	2	3	4	DESCRIPTION	Qty	Part No.	REMARKS
37					FUME CURTAIN ASSEMBLY, DRAB 1	MRC3519*
					FUME CURTAIN ASSEMBLY, STONE 1	MRC3518*
					Back-light 1	33-978
					Hook for elastic strap 2	301005
					Elastic for strap, 1/2" x 19' A/R	91977 Cur from roll

* Asterisk indicates a new part which has not been used on any previous model

BDDY—Front Seats



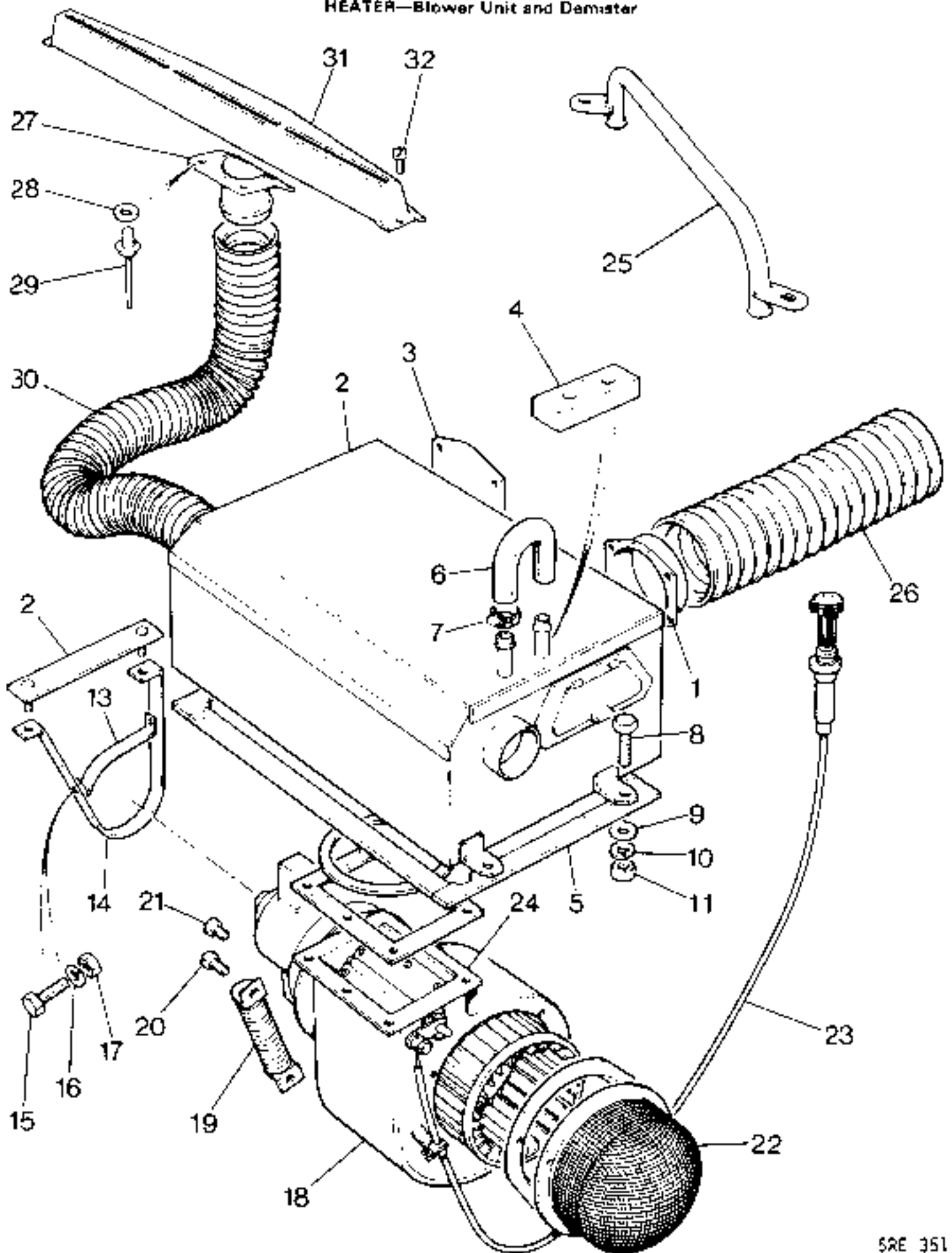
5RE376

BODY—Front Seats

Plate								
Ref.	1	2	3	4	DESCRIPTION	Qty	Part No.	REMARKS
1					SEAT SQUAB, TRIMMED	2	349202	
2					Interior for driver's and passenger's squab	2	337873	
3					Special bolt	4	331709	} Fixing squab to supports
4				Plain washer, thin	8			
5					Trim clips for squab	16	331071	
6					SEAT CUSHION, TRIMMED	2	349171	
7					Interior for cushion	2	337899	
8					Retaining strap for passenger seat	1	MRC1813	
9					Spire nut	1	78237	
10					Drive screw	1	78522	
11					Plain washer	1	4034	
12					Stud	1	348430	
13					Screw (2 BA)	1	78120	
14					Spring washer	1	WM702001	
15					Nut (2 BA)	1	RTC608	
16					Front seat slide with control, driver	1	331102	RH Stg
					Front seat slide with control, driver	1	331103	LH Stg
17					Front seat slide, passenger	1	331104	
18					Screw (M6×20)	8	888031	
19					Plain washer	8	WC106041	
20					Spring washer	8	WA106041	
21					Nut (M6) thin	8	854021	
					Screw (M6×20)	6	SH106201	
					Plain washer	6	WC106041	
					Spring washer	6	WA106041	
					Nut (M6)	6	NH106041	
22					Frame for seat cushion	2	331466	
23					Distance washer	2	4094	
24					Spring washer	4	WM600051	
25					Nut (3/8" UNF)	4	254861	
26					Safety harness	2	MRC1675	
27					Hook safety harness slowage	2	347541	
28					Pop rivet, fixing hook	2	79194	

* Asterisk indicates a new part which has not been used on any previous model.

HEATER—Blower Unit and Damster

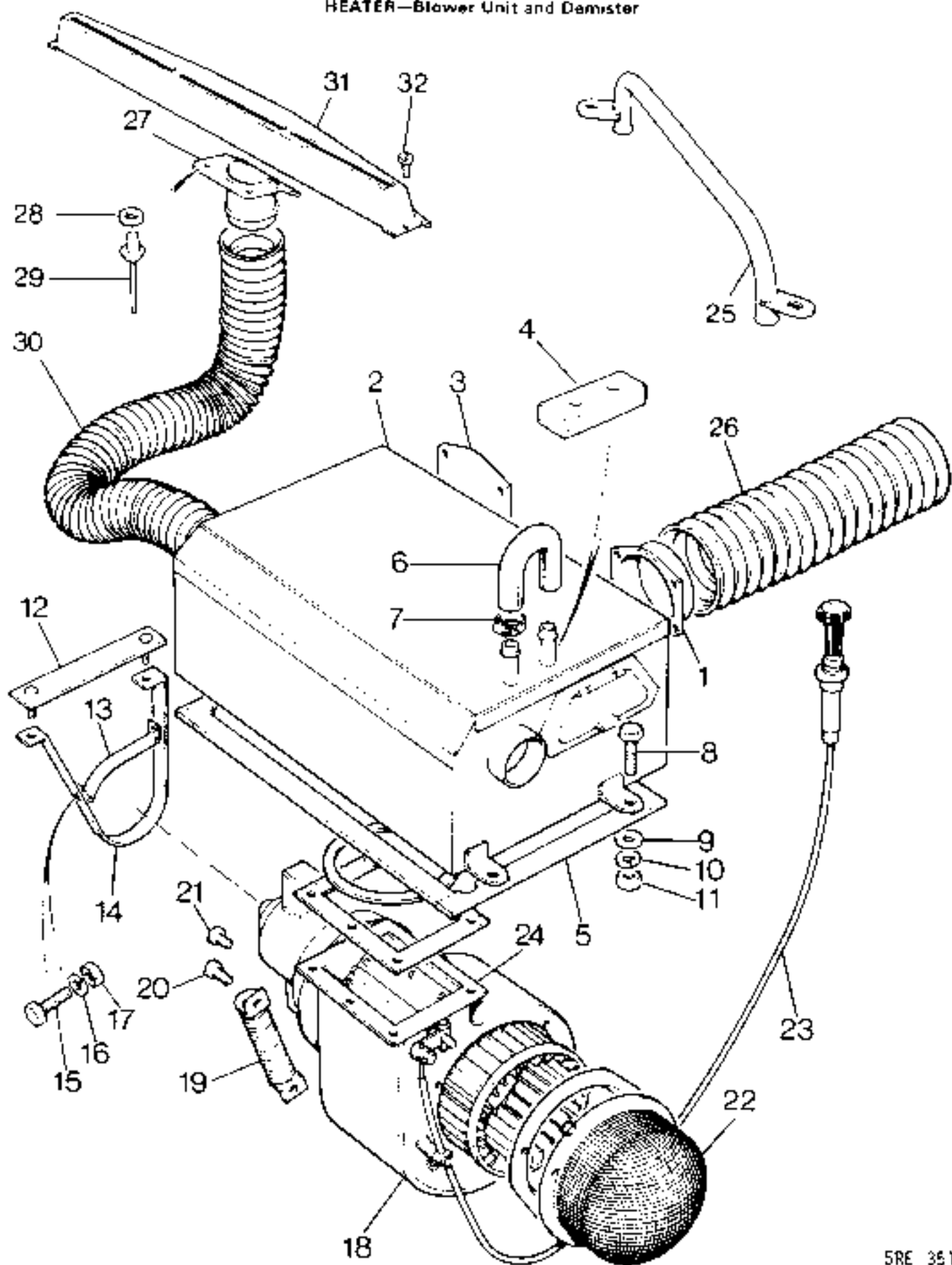


HEATER—Blower Unit and Demister

Plate Ref.	1	2	3	4	DESCRIPTION	Qty	Part No.	REMARKS
					HEATER ASSEMBLY COMPLETE	1	399913*	
1					Heater outlet assembly	1	399972*	
2					Heater matrix	1	399962*	
3					Blanking plate	1	399975*	
4					Seal	1	MRC1869	
5					Sealing ring	1	399917*	
					Pop rivet -rear body outlet and blanking plate	8	78460	
6					Hose connection	1	MRC1858*	
7					Clip—hose to take-off points	2	90517821	
8					Set screw (M6×18)	4	890081	
9					Plain washer	4	851007	
10					Spring washer	4	B10005	
11					Nut (M6)	4	NH106041	
12					Stud plate assembly	1	MRC2611*	
13					Strap	1	MRC2610*	
14					Cradle strap	1	MRC2609*	
15					Screw (M6×12)	2	890061	
16					Spring washer	4	B10005	
17					Nut (M6)	4	853051	
					BLOWER UNIT—COMPLETE ASSEMBLY	1	399927*	12 Volt
					BLOWER UNIT—COMPLETE ASSEMBLY	1	399928*	24 volt
18					Blower motor and mounting plate assembly	1	623234*	12 volt
					Blower motor and mounting plate assembly	1	623235*	24 volt
19					Resistor	1	90623200*	12 volt
					Resistor	1	90623201*	24 volt
					Screw (M3×20)	1	807781	
					Plain washer	1	851401	
					Nut (M3)	1	853085	
20					Drive screw resistor to volute	2	78921	
21					Drive screw—blower motor and mounting plate assembly to blower volute	3	79142	
22					Filter blower intake	1	MRC11*	
					Clip control cable	1	239673	
					Bolt (M4×20)	1	890541	
					Spring washer	1	810007	
					Plain washer	1	851307	
					Nutsert (M4)	1	811935	
23					Control cable	1	399058*	
24					Gasket blower unit to top rail panel	1	399926*	
25					Matrix pipe assembly	1	90707054*	
					Stud plate assembly	1	MRC2664*	
					Stud plate assembly	1	MRC3231*	
					Plain washer	5	WB106041	
					Spring washer	5	850005	
					Nut (M6)	5	853051	
					Rivets— stud plate to radiator panel	4	78410	
26					Hose— heater to engine cover	1	399305*	

* Asterisk indicates a new part which has not been used on any previous model.

HEATER—Blower Unit and Demister

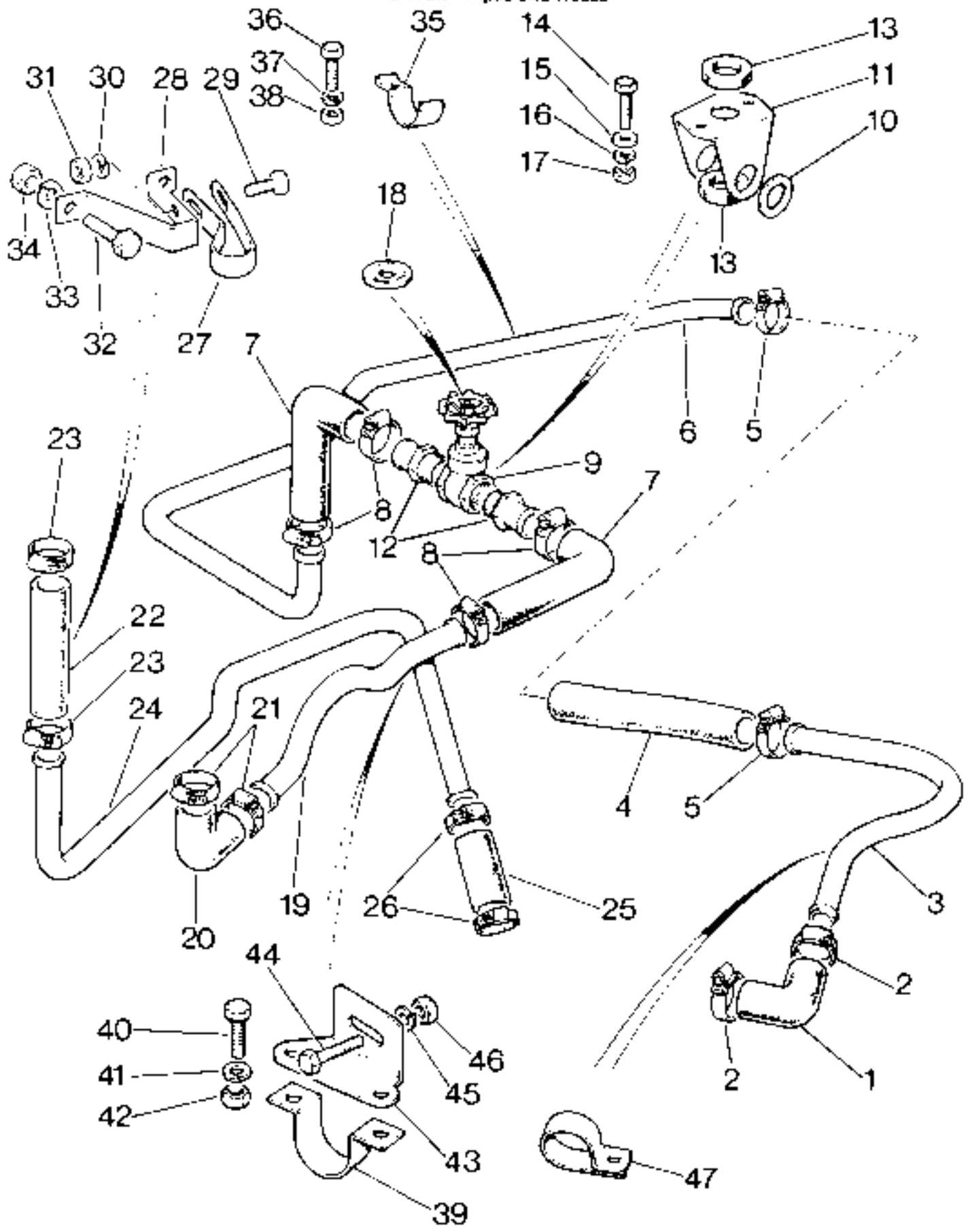


HEATER—Blower Unit and Demister

Plate					Qty	Part No.	REMARKS
Ref.	1	2	3	4			
27					2	398730*	
28					8	851201	Demister inlet to dash rail
29					8	78410	
30					2	399304*	
31					2	398729*	
32					14	78126	

* Asterisk indicates a new part which has not been used on any previous model.

HEATER—Pipes and Hoses

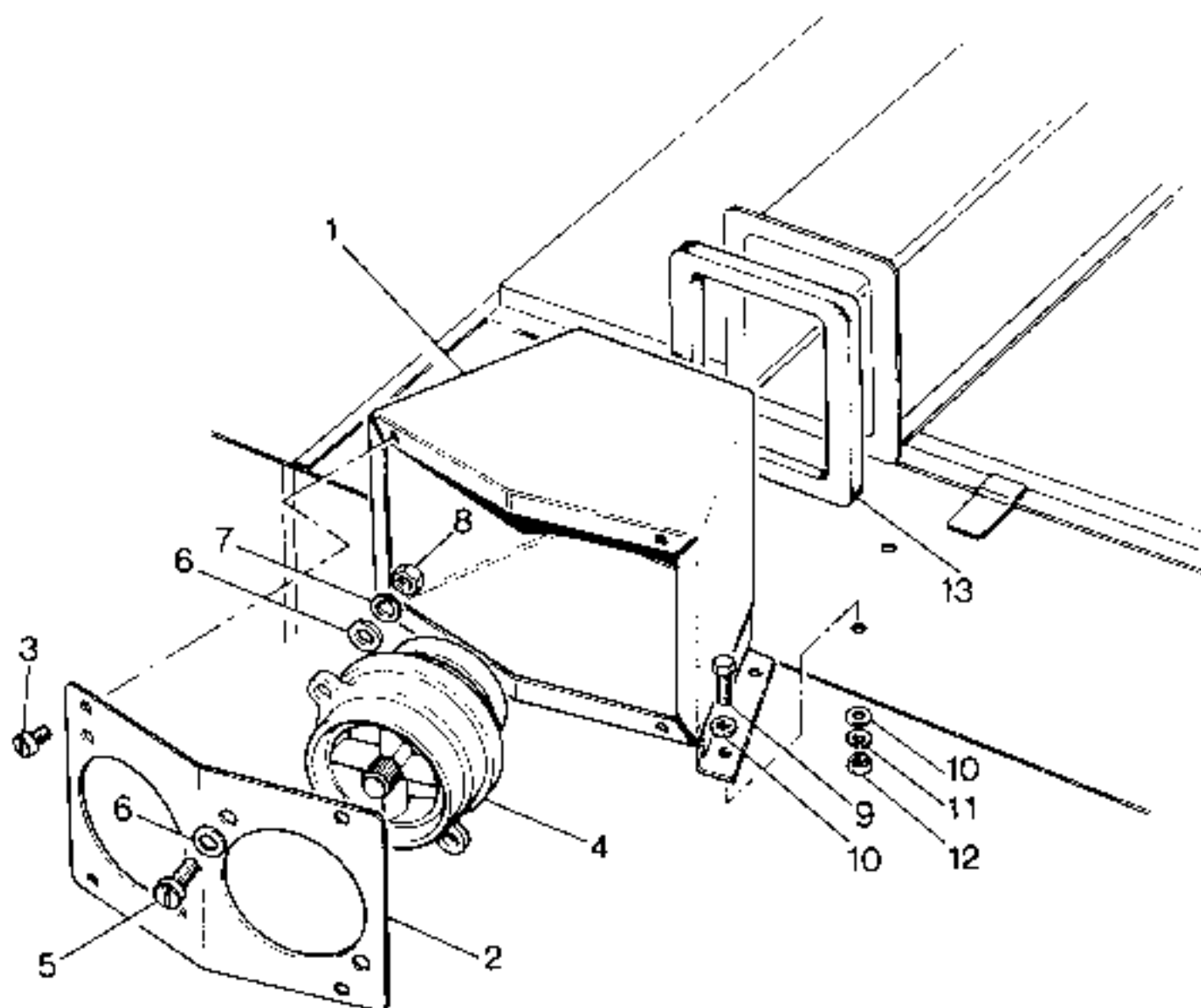


HEATER—Pipes and Hoses

Plate Ref.	1	2	3	4	DESCRIPTION	Qty	Part No.	REMARKS
1					Elbow, hose, manifold to short pipe	1	707033*	
2					Clip, hose, elbow to pipe	2	GHC811	
3					Short pipe, manifold to gate valve	1	90707041*	
4					Long hose, short to long pipe	1	90707036*	
5					Hose clip	2	GHC811	
6					Long pipe, manifold to gate valve	1	90707043*	
7					Elbow, pipe to gate valve	2	MRC113*	
8					Hose clip	4	GHC811	
9					Gate valve complete with knob	1	707039*	
10					Joint washer, extension and bracket to valve	4	2875	
11					Mounting bracket for valve	1	90707040*	
12					Extension, gate valve	2	707037*	
13					Sealing washer, valve top	2	707032*	
14					Set screw (M4 x 16) } Gate valve	2	890531	
15					Plain washer } assembly to	2	851311	
16					Spring washer } top panel	2	810007	
17					Nut (M4) } radiator duct	2	853071	
18					Label, heater tap, basic heating instruction	1	MRC2161*	
19					Pipe, gate valve to matrix inlet	1	90707042*	
20					Elbow hose, manifold to short pipe	1	707033*	
21					Hose clip, elbow to pipes	2	GHC811	
22					Medium hose, outlet matrix	1	707035*	
23					Hose clip, medium hose	2	GHC811	
24					Pipe, outlet to radiator bottom hose	1	90707044*	
25					Hose, short, pipe to radiator bottom hose	1	707034*	
26					Hose clip for hoses	2	GHC811	
27					Clip, pipe, matrix to bottom hose	1	MRC161*	
28					Pipe clip support	1	399425*	
29					Set screw (M8 x 16) } Fixing clip	1	889851	
30					Spring washer } to support	1	810004	
31					Nut (M8)	1	853041	
32					Set screw (M6 x 16) } Fixing support	2	890081	
33					Spring washer } to body	2	810005	
34					Nut (M6)	2	853051	
35					Clip, pipe, manifold to gate valve	2	MRC162*	
36					Set screw (M6 x 16) } Clips to underside	2	890081	
37					Spring washer } of seat base	2	810005	
38					Nut, M6	2	853051	
39					Clip, pipe, gate valve to matrix	1	MRC163*	
40					Set screw (M5 x 12) } Fixing clip	2	SH105121	
41					Spring washer } to bracket	2	810006	
42					Nut (M5)	2	853061	
43					Bracket clip	1	MRC165*	
44					Set screw (M8 x 16) } Bracket to top	1	889851	
45					Spring washer } panel stiffener	1	810004	
46					Nut (M8)	1	853041	
47					Clip, pipe, manifold to gate valve	1	MRC164*	

* Asterisk indicates a new part which has not been used on any previous model.

HEATER—Rear Heater Distributor Box



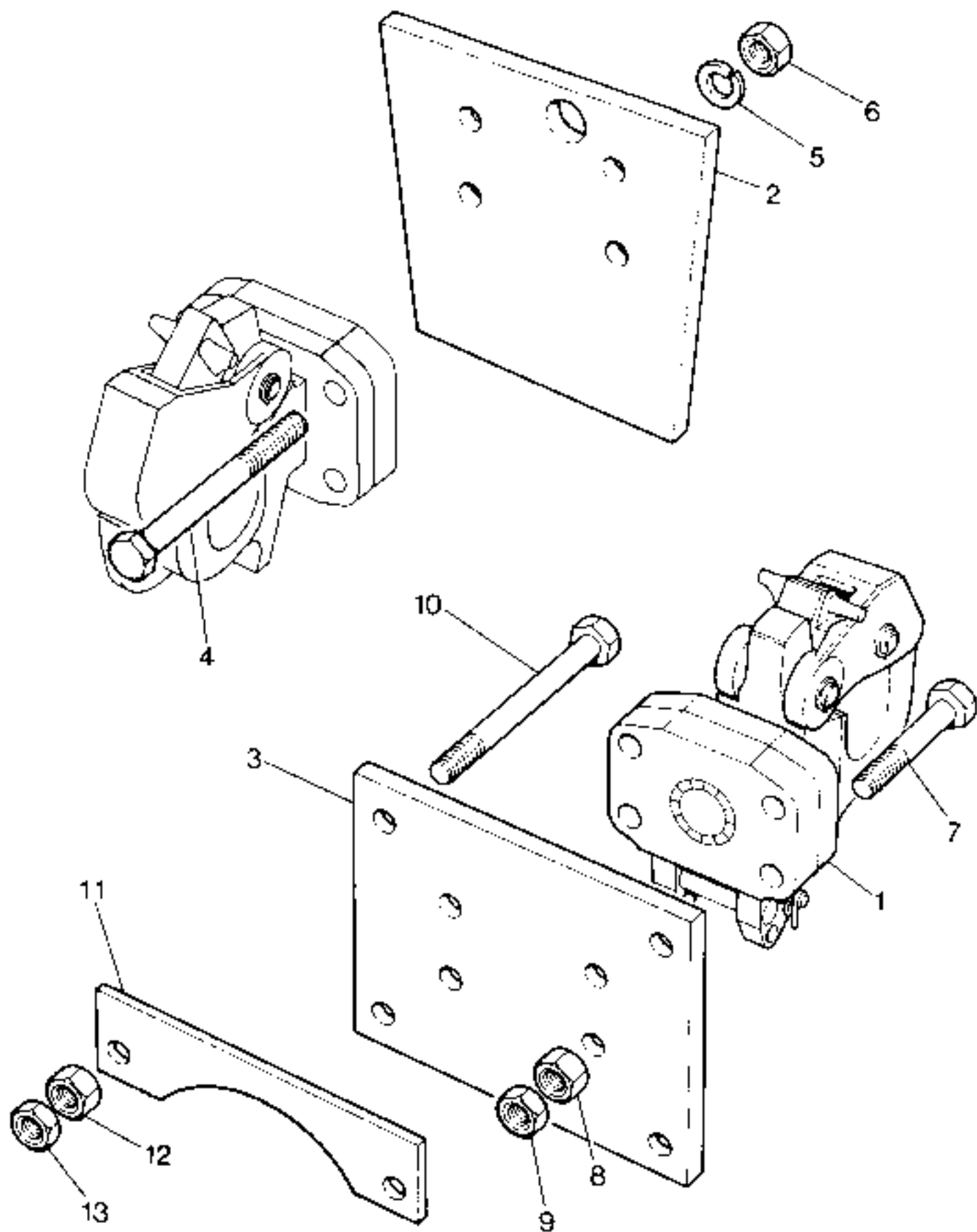
5RE379

HEATER—Rear Heater Distributor Box

Plate								
Ref	1	2	3	4	DESCRIPTION	Qty	Part No.	REMARKS
1					REAR HEATER DISTRIBUTOR BOX ASSEMBLY	1	399886*	
2					End plate	1	399585*	
3					Drive screw (No. 8 x 1/2") end plates to box	4	78527	
4					Air duct (louvre)	2	399524*	
5					Screw (M5 x 15)	4	897261	
6					Plain washer	8	851211	} Air duct to end plate
7					Spring washer	4	810006	
8					Nut (M5)	4	854031	
9					Screw (M4 x 14)	4	890521	} Fixing distributor box to top centre panel
10					Plain washer	8	851311	
11					Spring washer	4	810007	
12					Nut (M4)	4	853071	
13					Seal—distributor box to air duct	1	399997*	

* Asterisk indicates a new part which has not been used on any previous model

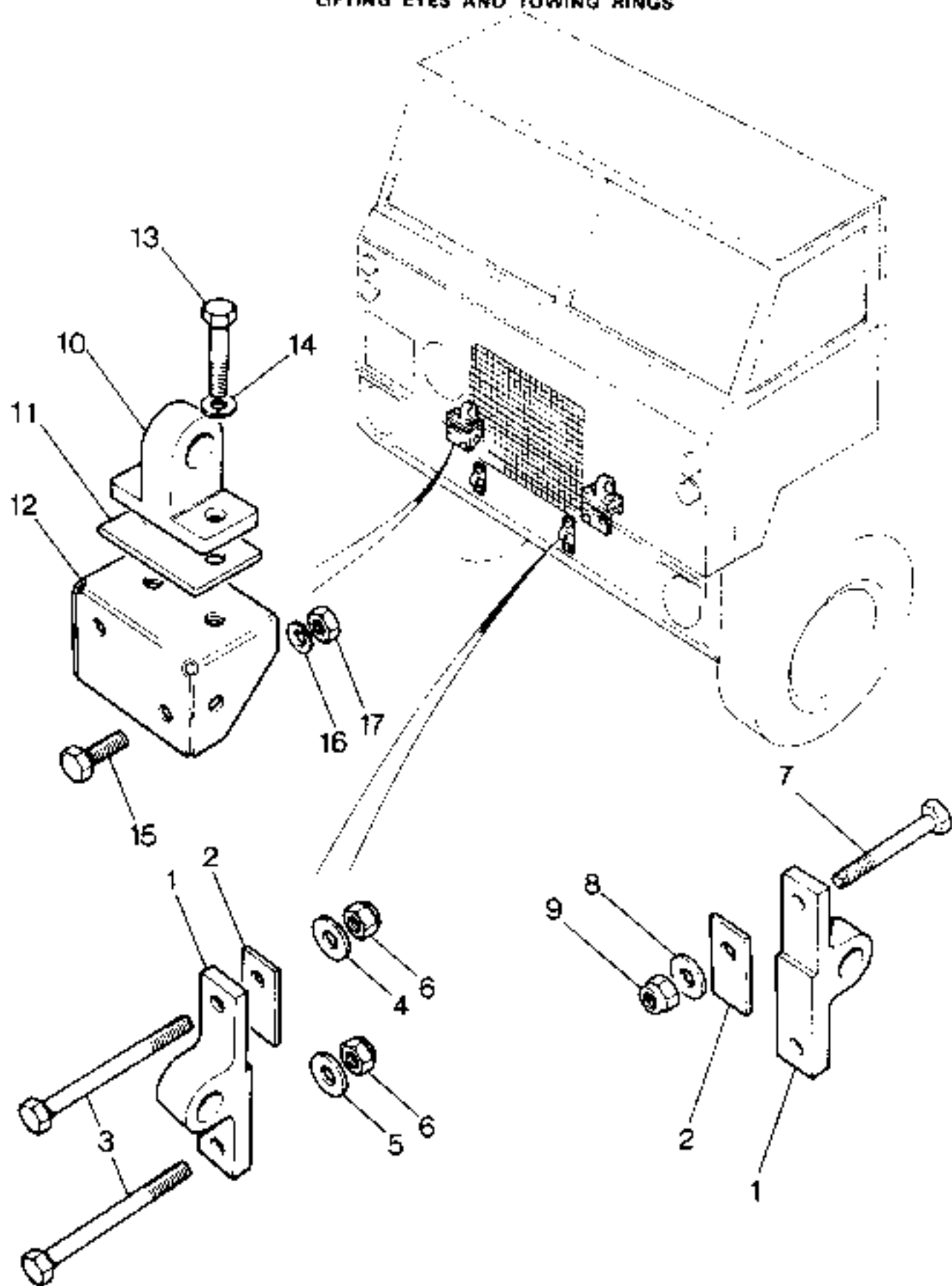
TOWING PINTLES—Front and Rear



TOWING PINTLES—Front and Rear

Plate Ref.	1	2	3	4	DESCRIPTION	Qty	Part No.	REMARKS
1	Front towing pintle					1	NRC2051	Optional
	Rear towing pintle					1	NRC2051	
2	Reinforcing plate for front towing pintle					1	624199	Optional
3	Adaptor plate for rear towing pintle					1	595476	
4	Bolt (M12×140)	}	Fixing towing pintle to No. 1 crossmember		4	BH112781	}	Optional
5	Spring washer			4	WL112001			
6	Nut (M12)			4	NH112041			
7	Bolt (M12×75)			4	BH112151			
8	Nut (M12)	}	Pintle to adaptor plate		4	NH112041		
9	Locknut (M12)			4	NT112041			
10	Bolt (M12×140)	}	Fixing pintle and adaptor plate to rear crossmember		4	896651		
11	Backing strip			2	598972			
12	Nut (M12)			4	853021			
13	Locknut (M12)				4	853171		

LIFTING EYES AND TOWING RINGS



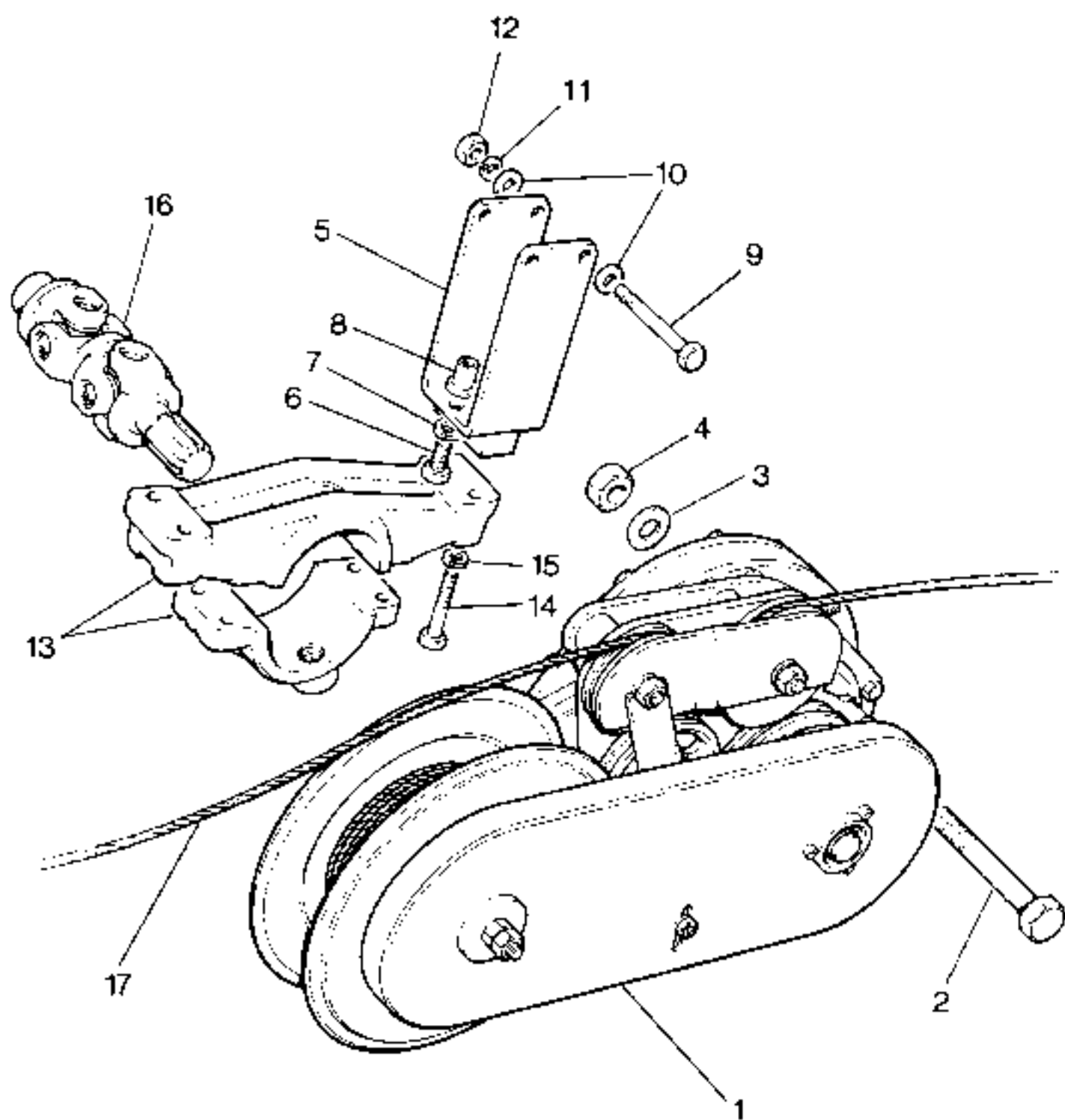
6RE13

LIFTING EYES AND TOWING RINGS

Plate Ref.	1	2	3	4	DESCRIPTION	Qty	Part No.	REMARKS
1					Lifting and towing rings front and rear	..	4 598867*	
2					Packing piece	..	4 595470	
3					Bolt (M10×110)	..	4 896881*	
4					'D' washer	..	2 599318	Fixing rings to No. 1 crossmember
5					Plain washer	..	2 4355*	
6					Self-locking nut (M10)	..	4 810503	Rings to rear crossmember
7					Bolt (M10×65)	..	4 896881*	
8					Plain washer	..	4 4355*	
9					Self locking nut	..	4 810503	
10					Lifting and towing ring (helicopter lifting)	..	2 NRC1221*	
11					Lifting eye plate	..	2 NRC1220*	
12					Lifting eye bracket and plate assembly R.H.	..	1 NRC1215*	
					Lifting eye bracket and plate assembly L.H.	..	1 NRC1216*	
13					Bolt M12×50	..	4 896521	Fixing lifting ring and eye plate to bracket assembly
14					Spring washer	..	4 810022	
15					Screw (M10×25)	..	6 889651	Fixing brackets to inside of front bumper
16					Spring washer	..	6 810023	
17					Nut (M10)	..	6 853031	

* Asterisk indicates a new part which has not been used on any previous model.

CAPSTAN WINCH—Winch Unit and Cable



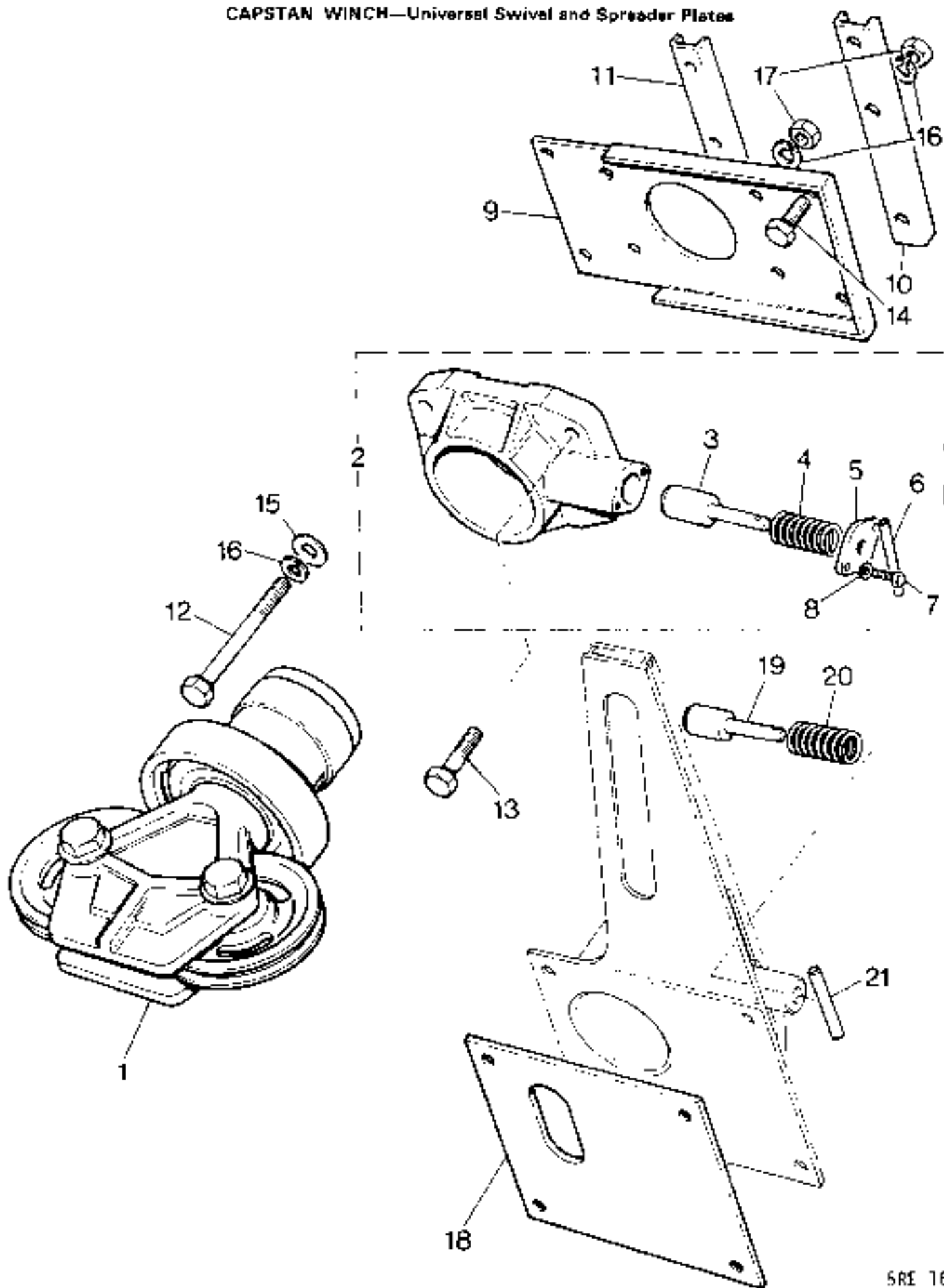
5RE164J

CAPSTAN WINCH—Winch Unit and Cable

Plate				DESCRIPTION	Qty	Part No	REMARKS
Ref.	1	2	3 4				
1				Winch assembly	1	582207*	
2				Bolt (M20×150)	1	896135*	} Fixing winch to bracket
3				Plain washer	1	850005*	
4				Self-locking nut (M20)	1	810500	} on chassis sidemember
5				Support bracket	2	582126*	
6				Screw (M10×25)	4	889651	} Fitting support brackets to chassis sidemember
7				Spring washer	4	810003	
8				Riv nut (M10)	4	811922	
9				Bolt (M10×100)	4	893685	
10				Plain washer	8	WC110061	
11				Spring washer	4	810003	
12				Nut (M10)	4	859031	
13				Mounting bracket assembly	1	582760*	
14				Set bolt (M10×65)	4	BH110131	} Fixing mounting bracket
15				Spring washer	4	810003	} to support brackets
16				Drive shaft	1	582201*	
17				Winch cable	1	582198*	

* Asterisk indicates a new part which has not been used on any previous model.

CAPSTAN WINCH—Universal Swivel and Spreader Plates



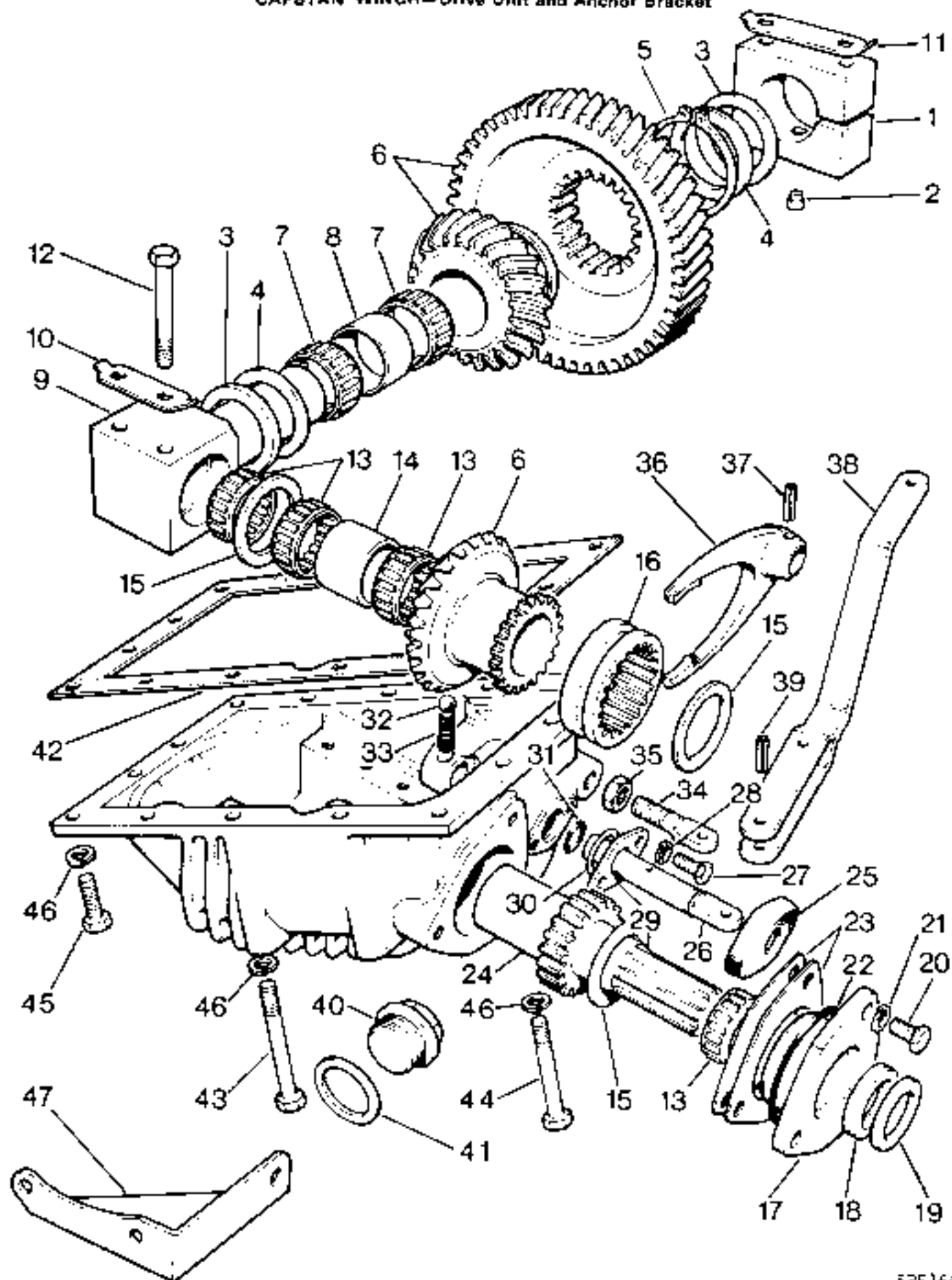
SRE 165

CAPSTAN WINCH—Universal Swivel and Spreader Plates

Plate				DESCRIPTION	Qty.	Part No.	REMARKS
Ref.	1	2	3 4				
1				Universal swivel complete	1	598674*	
2				SWIVEL HOUSING ASSEMBLY	1	598668*	
3				Plunger	1	581933*	
4				Spring	1	582214*	
5				Cap	1	582353*	
6				Spring pin	1	582236*	
7				Bolt (M6×16)	2	890087*	} Fixing cap to housing
8				Spring washer	2	810005	
9				Front spreader plate	1	582492*	
10				Vertical stiffener, outer	1	598672*	
11				Vertical stiffener, inner	1	598673*	
12				Bolt (M10×120)	2	BH110241	} Fixing swivel housing spreaders and stiffeners to No 1 crossmember
13				Bolt (M10×40)	4	BH110081	
14				Set screw (M10×25)	3	SH110251	
15				Plain washer	2	WC110061	
16				Spring washer	7	810003	
17				Nut (M10)	5	B53031	
18				Rear spreader plate	1	582391	
19				Plunger	1	581933*	} On LH bumperette for swivel location
20				Spring	1	582214*	
21				Spring pin	1	582236*	

* Asterisk indicates a new part which has not been used on any previous model

CAPSTAN WINCH—Drive Unit and Anchor Bracket



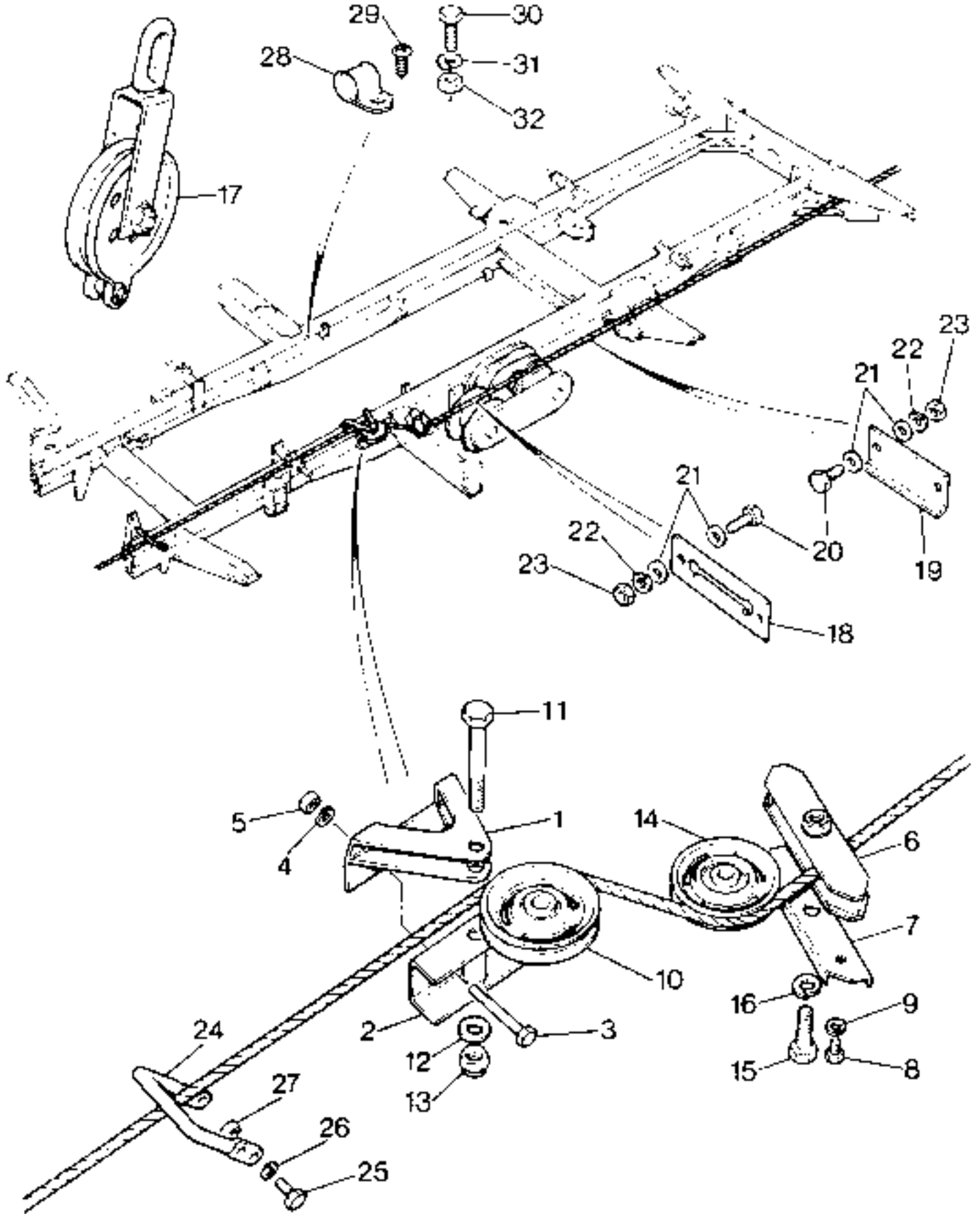
5RE166

CAPSTAN WINCH—Drive Unit and Anchor Bracket

Plate					Qty	Part No	REMARKS
Ref.	1	2	3	4			
	WINCH DRIVE UNIT COMPLETE				1	591744*	
1					1	591809*	
2					2	571134	
3					2	591799*	
					2	591800*	
					2	591801*	
					2	591802*	
4					2	591806*	
5					1	591504*	
6					1	608409*	
7					4	591814*	
8					1	591808*	
9					1	591796*	
10					1	591810*	
11					1	591811*	
12					4	889835*	
13					4	591807*	
14					1	591815*	
15					3	591813*	
16					1	591816*	
17					1	591818*	
18					1	591819*	
19					1	591820*	
20					3	889861	} Fixing bearing support to casing
21					3	810004	
22					1	594303	
23					A/R	594301*	
					A/R	594302*	
24					1	591812*	
25					1	591826*	
26					1	591823*	
27					2	890085	} Fixing sealing plate
28					2	WM106001	
29					1	591825*	
30					1	591824*	
31					1	571991	
32					1	571146	
33					1	593802	
34					1	576303	
35					1	NT110041	
36					1	591822*	
37					1	571159	
38					1	594249*	
39					2	571618	
40					1	90571104*	
41					1	213964	
42					A/R	571948	
43					2	897131*	} Winch drive to gearbox casing
44					1	897095*	
45					11	5H108251*	
46					14	810004	
47					1	594250*	

* Asterisk indicates a new part which has not been used on any previous model.

WINCH—Pulleys and Brackets

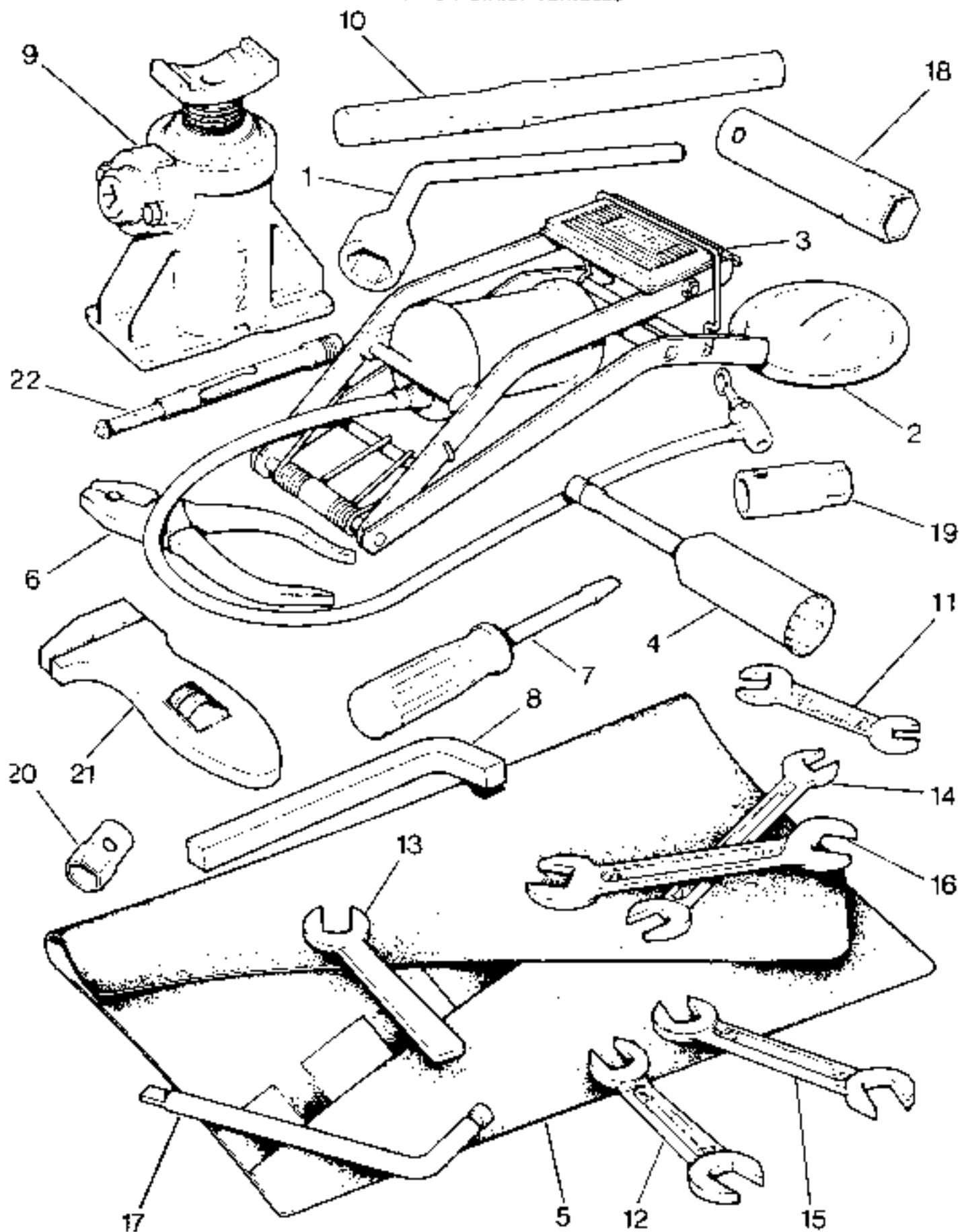


WINCH—Pulleys and Brackets

Plate				Qty	Part No	REMARKS
Ref.	1	2	3 4			
1	Pulley bracket, upper			1	598971*	
2	Pulley bracket, lower			1	582626*	
3	Bolt (M10×100)	}	Fixing bracket to chassis sidemember	2	BH110201*	
4	Spring washer			2	810003	
5	Nut (M10)			2	853031	
6	Pulley bracket rear			1	598665*	
7	Support channel			1	582377*	
8	Set bolt (M8×12)	}	Fixing pulley bracket rear and support channel to chassis out- rigger	2	SH108121	
9	Spring washer			2	WL108001	
10	Pulley			1	582226	
11	Bolt (M16×120)	}	Fixing pulley to bracket upper	1	BH116241	
12	Plain washer			1	WA116101	
13	Self-locking nut, M16			1	810501	
14	Pulley			1	NRC1994*	
15	Set bolt (M16×55)	}	Fixing pulley to bracket rear	1	893196*	
16	Spring washers			1	810001	
17	Pulley block			1	RTC7034* Packed in tool kit	
18	Protection plate	}	For winch cable	1	398292*	
19	Rubbing plate			1	398293*	
20	Set screw (M6×16)	}	Fixing protection and rubbing plates to floor frame	4	SH106161	
21	Plain washer			8	851007*	
22	Spring washer			4	810005*	
23	Nut (M6)			4	853057	
24	Guard for winch cable			1	598884*	} L.H. Stg only
25	Bolt (M6×16)	}	Fixing guard to L.H. sidemember	4	SH105181	
26	Spring washer			4	810005	
27	Captive nut (M6)	4	90811937			
28	'P' clip for winch cable			2	50639	
29	Drive screw clip to R.H. sidemember			1	72626	
30	Set screw (M5×14)	}	Fixing clip to engine mounting bracket, R.H.	1	890311	
31	Spring washer			1	WM105001	
32	Nut (M5)			1	853061	

* Asterisk indicates a new part which has not been used on any previous model.

TOOLS FOR B.A.C. VEHICLES



5RE383

TOOLS FOR B.A.C. VEHICLES

Plate								
Ref.	1	2	3	4	DESCRIPTION	Qty	Part No.	REMARKS
1					Wrench for road wheel nuts	1	569687	
2					Licence holder	1	544673	
3					Foot pump	1	GAT 601	
4					Grease gun	1	503424	
5					Tool roll	1	219704	
6					Combination pliers	1	2703	
7					Screw driver—dual purpose	1	565770	
8					Drain plug wrench, for Salisbury axles	1	NRC1081	
9					Triple lift jack	1	592220	
10					Handle for shaft	1	543301	
11					Double end spanner ($\frac{3}{8}$ " x $\frac{1}{2}$ ")	1	2705	
12					Double end spanner ($\frac{1}{8}$ " x $\frac{3}{8}$ ")	1	230736	
13					Single end spanner ($\frac{3}{8}$ ")	1	277320	
14					Double end spanner ($\frac{1}{2}$ " x $\frac{3}{8}$ " A/F)	1	276396	
15					Double end spanner ($\frac{3}{8}$ " x $\frac{1}{2}$ " A/F)	1	276397	
16					Double end spanner ($1\frac{1}{2}$ " x $\frac{1}{2}$ " A/F)	1	277217	
17					Tommy bar for box spanners	1	565443	
18					Box spanner, for sparking plug (14 mm)	1	565434	
19					Tubular extension for plug spanner	1	276323	
20					Box spanner	1	RTC639	
21					Adjustable spanner (6")	1	2707	
22					Tyre pressure gauge	1	562019	

NUMERICAL INDEX

Part No	Page No.	Part No	Page No	Part No	Page No
2203	31 57	50183	30 49	147980	32 05
2204	30 23	50446	30 49	212919	31 55
2205	30 37	50447	31 47	213340	31 41
2251	30 05	50639	31 05	213959	31 65
2266	32 07	52459	30 65	213964	30 57
2285	32 81	56567	32 21	214649	31 31
2289	32 77			214662	31 43
2390	31 05	72526	31 05	214685	31 39
2393	31 47	77704	31 57	214795	30 65
2428	32 77	77707	32 59	216912	30 49
2703	33 39	77789	32 39	216914	30 49
2705	33 39	77903	32 57	216962	30 77
2707	33 39	77919	31 75	217268	31 21
2920	30 13	77941	32 21	217325	30 73
2975	33 17	78001	32 37	217330	30 73
2982	30 61	78120	33 09	217500	32 07
		78126	33 15	218386	31 59
3021	31 59	78136	32 39	219676	32 31
3036	31 59	78140	32 53	219704	33 39
3052	30 47	78159	32 59	219714	30 83
3101	31 81	78160	32 59	219721	30 83
3127	31 43	78193	32 07	219797	30 83
3290	30 53	78237	33 09		
3292	30 59	78248	32 81	230294	31 41
3299	31 59	78257	32 55	230736	33 39
3414	30 17	78319	30 61	230759	31 41
3609	30 73	78321	31 65	230760	31 41
3621	31 57	78410	32 51	231190	31 81
3817	32 37	78415	32 19	231578	30 07
3830	30 35	78460	33 13	232038	31 21
3843	32 59	78494	30 61	232043	30 21
3890	31 81	78522	33 09	233220	30 49
3900	32 73	78527	33 19	233246	31 09
3902	31 77	78628	32 59	233274	31 49
3011	30 29	78631	32 71	233879	31 55
3912	30 15	78652	31 81	234213	32 19
3958	30 79	78698	31 05	234889	31 53
3966	32 81	78782	30 13	234957	31 55
		78788	32 73	235022	30 21
		78792	32 57	236390	32 39
4032	31 81	78861	30 29	239673	30 41
4034	33 09	78862	30 29	239710	31 71
4047	30 35	78867	32 49	239715	31 71
4094	30 37	78921	33 13		
4170	32 25	79049	32 15	240429	32 29
4261	31 29	79123	30 49	240430	32 31
4355	33 25	79125	31 51	240431	32 15
4557	31 13	79127	31 45	242117	31 55
4592	32 59	79142	30 29	242522	31 25
4594	30 35	79174	32 25	243967	30 15
4870	32 77	79194	33 09	243968	30 15
4873	30 13	79246	32 73	244009	31 71
4878	31 49	79277	32 53	247766	30 13
4887	32 59	79289	32 53		
4898	32 81	79292	32 65	252161	30 49
		79305	32 69	252162	31 25
		79312	32 73	252163	31 59
6009	30 57			252512	31 75
6395	30 45	80680	30 79	252513	30 05
6860	32 21	84220	32 29	252514	30 21
		84221	32 29	252516	30 31
9203	31 59			252775	30 67
		92563	32 73	253007	30 21
11678	32 29	92575	32 65	253026	30 35
				253027	30 83
41379	31 49	139082	30 49		

NUMERICAL INDEX

Part No.	Page No.	Part No.	Page No.	Part No.	Page No.
253029	30 37	268631	32 13	345434	32 57
253046	31 05	269783	30 49	345498	32 57
253047	32 15			345699	32 51
253048	30 25	271379	31 39	346046	32 77
253051	32 13	271384	31 39	346072	32 65
253067	30 05	272596	30 81	346134	32 77
253706	30 13	272712	31 47	346140	32 77
253964	32 07	272714	30 47	346195	32 65
253965	32 07	273595	30 73	346211	32 37
254001	30 31	275744	31 55	346399	32 61
254005	30 15	276323	33 39	347541	33 09
254007	30 31	276396	33 39	347562	32 61
254008	30 31	276397	33 39	347563	32 61
254009	30 15	276483	31 25	347594	32 47
254010	30 15	277217	33 39	348066	32 29
254021	31 75	277320	33 39	348430	33 09
254022	30 31	277502	30 39	348434	32 73
254028	32 07	279129	31 59	348943	32 63
254029	32 07			349171	33 09
254030	30 13	301005	33 07	349202	33 09
254031	30 37	301238	32 77	349931	33 09
254037	30 31	302825	32 77		
254038	30 31	302828	32 77	395078	32 47
25404*	30 23	306471	32 51	395104	32 69
254043	30 23	306564	32 81	395143	32 51
254045	30 37	308792	32 65	395294	32 47
254051	30 37			395295	32 47
254805	31 33	312712	32 59	395541	32 57
254810	32 57			396116	32 55
254812	31 47	320045	32 73	398041	33 05
2548' 3	32 59	330162	32 59	398042	33 05
254822	31 49	330399	32 77	398043	33 05
254824	30 37	330422	32 77	398044	33 05
254831	30 09	330622	33 05	398046	32 69
254854	30 41	330623	33 05	398084	32 71
254855	31 33	331071	33 09	398095	32 71
254858	31 39	331102	33 09	398098	32 69
254861	33 09	331103	33 09	398099	32 69
254862	31 43	331104	33 09	398103	32 73
254877	32 07	331221	33 05	398104	32 69
254881	30 35	331466	33 09	398105	32 69
255024	30 49	331709	33 09	398111	32 71
255089	30 37	331978	33 05	398124	32 71
255202	30 05	332445	32 77	398125	32 71
255239	30 35	332446	32 77	398170	32 69
255445	30 45	332605	33 05	398171	32 69
255466	30 45	332670	32 81	398172	32 69
256024	30 09	332674	31 65	398173	32 79
256027	30 35	333140	32 47	398174	32 79
256083	30 37	333202	32 73	398183	32 79
256205	32 57	334121	32 77	398184	32 79
256220	32 07	334525	32 51	398185	32 79
256222	30 09	335741	32 57	398186	32 79
256443	31 49	335772	32 61	398187	32 79
257020	30 39	336352	32 65	398188	32 79
257023	30 39	336441	32 23	398189	32 75
257064	30 21	337158	33 05	398194	32 79
257123	31 77	337806	32 57	398195	32 79
257401	30 41	337873	33 09	398196	32 79
		337899	33 09	398197	32 73
261857	31 39	338015	32 21	398198	32 73
261858	31 39	338020	31 07	398209	32 75
264579	32 19	338028	32 61	398210	32 75
266539	30 29			398211	32 75
267494	31 79	345188	32 59	398212	32 75
268616	32 19	345433	32 57	398213	32 75

NUMERICAL INDEX

Part No.	Page No.	Part No.	Page No.	Part No.	Page No.
398214	32 77	398497	32 71	399041	31 09
398225	32 77	398498	32 71	399042	31 09
398226	32 77	398520	32 49	399058	33 13
398230	32 77	398621	32 49	399065	32 53
398232	32 77	398641	32 49	399115	32 59
398233	32 77	398642	32 47	399116	32 59
398234	32 77	398643	32 47	399117	32 59
398235	32 77	398713	32 61	399118	32 59
398236	32 77	398718	32 61	399119	32 59
398237	33 05	398721	32 47	399120	32 59
398243	33 05	398725	32 21	399171	32 59
398244	33 05	398726	32 21	399214	32 51
398245	33 05	398729	33 15	399215	32 51
398252	33 05	398730	33 15	399217	32 59
398253	33 05	398740	32 49	399218	32 59
398259	32 59	398741	32 49	399220	32 73
398260	32 59	398755	32 59	399221	32 49
398261	32 59	398756	32 59	399222	32 73
398262	32 59	398757	32 59	399223	32 53
398263	32 59	398758	32 59	399224	32 53
398264	32 59	398761	32 57	399225	32 53
398269	32 59	398762	32 57	399226	32 49
398274	32 59	398776	32 51	399227	32 73
398275	32 59	398777	32 51	399234	32 55
398276	32 71	398780	32 47	399235	32 55
398282	33 35	398781	32 47	399236	32 55
398293	33 35	398800	32 51	399247	32 03
398306	32 59	398801	32 51	399248	32 63
398307	32 59	398804	32 53	399253	32 61
398308	32 75	398805	32 53	399254	32 51
398323	32 73	398809	32 53	399257	32 51
398330	32 71	398810	32 53	399263	32 51
398331	32 77	398815	32 59	399300	32 47
398367	32 77	398816	32 59	399301	32 47
398368	32 79	398827	32 61	399304	33 15
398373	32 71	398840	32 49	399305	33 13
398375	32 77	398841	32 49	399317	32 53
398376	32 77	398847	32 53	399318	32 53
398377	32 77	398851	32 53	399319	32 51
398380	32 77	398852	32 53	399337	33 05
398383	32 75	398853	32 53	399425	33 17
398384	32 75	398854	32 53	399494	32 49
398395	32 77	398861	32 47	399501	31 57
398397	32 69	398864	32 53	399518	32 57
398398	32 73	398865	32 49	399524	33 19
398406	32 73	398866	32 49	399543	32 51
398413	32 73	398874	31 75	399569	32 59
398414	32 73	398878	31 75	399570	32 49
398426	32 81	398898	32 59	399571	32 49
398429	32 81	398899	32 59	399573	32 53
398439	32 81	398900	32 59	399581	33 05
398440	32 81	398901	32 59	399585	33 19
398441	32 81	398902	32 59	399597	32 51
398454	32 73	398903	32 59	399613	32 53
398455	32 73	398910	32 59	399614	32 53
398456	32 69	398957	32 59	399665	32 55
398457	32 69	398963	32 57	399711	32 55
398458	32 71	398964	32 57	399712	32 55
398459	32 71	398975	32 57	399742	32 69
398465	32 69	398976	32 57	399773	32 69
398466	32 59	398993	32 59	399822	32 73
398490	32 71	398996	32 57	399823	32 73
398491	32 49	398997	32 57	399838	32 55
398492	32 49	398998	32 57	399840	32 55
398493	32 79	399019	32 49	399845	32 61
398494	32 79	399035	32 49	399850	32 61

NUMERICAL INDEX

Part No.	Page No.	Part No.	Page No.	Part No.	Page No.
399860	32 55	543301	33 39	565028	32 29
399861	32 55	543818	31 43	568365	31 77
399866	32 53	543819	31 43	568575	31 79
399886	33 19	544325	30 83	568858	31 43
399913	33 13	544573	33 39	568883	30 49
399917	33 13	545145	32 37	569005	31 43
399926	33 13	545822	31 35	569006	31 81
399927	33 13	545883	32 63	569047	31 65
399928	33 13	547165	32 07	569117	31 05
399936	32 47	548169	31 55	569687	33 39
399937	32 47	549229	31 25	569701	30 49
399962	33 13	549911	30 09		
399972	33 13			571036	30 79
399975	33 13	550873	30 83	571043	30 79
399980	33 19	551232	32 39	571059	30 65
393997	33 19	551407	32 25	571062	30 65
		551508	32 21	571063	30 67
500733	30 31	551601	32 37	571064	30 67
502235	30 47	551984	31 39	571065	30 67
503424	33 39	552338	30 83	571066	30 65
503805	30 67	552605	32 35	571067	30 65
505790	31 53	552631	32 37	571090	30 65
508493	32 37	552765	32 35	571091	30 07
509045	30 73	552772	32 39	571134	30 61
509414	31 49	552804	31 39	571137	30 56
		552819	31 31	571139	30 55
510165	32 19	552848	31 79	571142	30 68
510575	31 55	554286	32 07	571144	30 69
514774	32 19	555773	32 31	571145	30 79
514775	32 19	555835	32 21	571146	30 81
514929	30 41	555863	32 31	571158	33 33
515599	31 81	556239	30 55	571160	30 47
517589	30 15	556508	31 55	571161	30 47
519323	32 27	556633	30 75	571163	30 47
		559052	32 21	571164	30 47
521452	30 39	559322	32 21	571168	30 55
521453	30 39			571174	30 73
521522	31 39	560404	32 23	571175	30 73
522932	30 21	560545	32 19	571177	30 73
526505	31 35	560578	32 31	571187	30 67
528702	31 21	560656	32 39	571439	30 79
528747	30 77	560761	32 21	571452	30 65
529718	31 57	560787	32 37	571453	30 65
529719	31 05	560918	32 21	571454	30 65
529958	32 19	561599	30 69	571455	30 65
		562019	33 39	571468	30 77
531587	32 37	562106	30 39	571483	30 67
531888	31 55	562481	30 39	571502	30 55
531889	31 55	562823	31 71	571536	30 61
531893	31 55	562978	30 49	571537	30 57
532323	30 71	562979	31 65	571538	30 57
532747	32 37	563318	32 35	571618	33 33
533358	30 57	564717	31 65	571661	30 83
533765	30 77	564718	31 65	571665	30 77
534790	31 79	564719	31 65	571682	30 77
534807	32 15	564724	31 65	571723	30 67
536126	32 19	564741	31 65	571821	31 19
537761	31 49	565233	32 19	571837	30 57
539742	31 21	565434	33 39	571838	30 67
		565443	33 39	571841	30 57
540530	30 77	565638	31 45	571845	30 59
540688	30 33	565868	31 45	571846	30 59
540870	31 81	565770	33 39	571858	30 73
541215	31 77	566222	30 05	571875	30 73
541229	31 05	566580	31 81	571876	30 61
541243	30 39	567972	32 29	571881	30 63
541942	31 39				
543091	30 83				

NUMERICAL INDEX

Part No	Page No.	Part No	Page No	Part No	Page No.
57' 885	30 69	576368	30 69	589329	32 25
57' 930	30 67	576369	30 69	589331	32 37
57' 931	30 65	576370	30 69	589333	32 39
57' 940	30 61	576627	30 77	589339	32 21
57' 944	30 57	576656	30 79	589353	32 29
571947	30 61	576683	30 71	589383	32 29
571948	30 59	576723	30 47	589460	32 39
571953	30 73	576779	30 81	589462	32 29
571956	30 73	576825	31 23	589469	32 35
571957	30 73	576843	30 61	589470	30 15
571959	30 61	577137	31 59	589471	32 35
571962	30 79	577271	31 05	589495	32 39
57' 969	31 6'	577320	31 39	589497	32 21
57' 970	30 77	577354	31 69	589501	32 37
571971	31 61	577844	31 45	589503	32 37
571975	30 77	578086	31 45	589506	32 33
571977	30 59	578145	31 57	589507	32 33
571979	30 61	579006	32 21	589508	32 21
571980	30 81	579007	32 21	589527	32 21
571981	30 81	579037	32 25	589528	32 21
571982	30 81	579038	32 25	589529	32 39
571983	30 81	579121	32 23	589543	32 37
571991	30 73	579122	32 23	589550	32 31
572121	30 05	579129	32 23	589550	32 25
572122	30 05	579225	32 23	589561	32 25
572295	31 81	579226	32 25	589577	32 31
572541	31 51	579306	32 37	589595	32 37
572925	32 55	579311	32 39	589596	32 35
573250	32 29	579324	31 81	589599	32 37
575047	32 27	579332	32 25	589643	32 37
575221	32 23	579349	32 21	589665	32 31
576105	30 57	579356	32 33	589687	32 35
576137	30 47	579373	32 25	589714	32 05
576147	30 61	579375	31 81	589747	32 27
576149	30 81	579378	32 33	589807	32 33
576195	30 57	579452	32 31	589808	32 33
576203	30 47			589809	32 37
576214	30 53	581933	33 31	589810	32 37
576220	30 57	582126	33 29	589816	32 11
576288	31 23	582198	33 29	589817	32 11
576294	31 19	582201	33 29	589877	32 19
576303	33 33	582207	33 29		
576317	30 83	582214	33 31	591231	30 47
576319	30 83	582226	33 35	591271	30 69
576320	30 83	582236	33 31	591290	30 57
576340	30 55	582353	33 31	591320	30 79
576342	30 55	582377	33 35	591345	30 73
576343	30 69	582391	33 31	591394	30 55
576344	30 81	582492	33 31	591479	30 79
576351	30 69	582526	33 36	591504	33 33
576352	30 69	582760	33 29	591603	30 61
576353	30 69	586194	32 39	591744	33 33
576354	30 69	587477	30 29	591796	33 33
576355	30 69	589027	32 21	591799	33 33
576356	30 69	589063	31 05	591800	33 33
576357	30 69	589172	32 37	591801	33 33
576358	30 69	589189	32 21	591802	33 33
576359	30 69	589196	32 23	591806	33 33
576360	30 69	589258	32 25	591807	33 33
576361	30 69	589266	32 21	591808	33 33
576362	30 69	589316	32 37	591809	33 33
576363	30 69	589316	32 37	591810	33 33
576364	30 69	589322	31 81	591811	33 33
576365	30 69	589324	32 27	591812	33 33
576366	30 69	589325	32 27	591813	33 33
576367	30 69	589328	32 21	591814	33 33

NUMERICAL INDEX

Part No	Page No	Part No	Page No	Part No	Page No
591815	33 33	593706	30 77	593896	31 25
591816	33 33	593707	30 77	593900	31 23
591818	33 33	593708	30 77	593901	31 23
591819	33 33	593709	30 77	593965	31 23
591820	33 33	593710	30 77	593976	30 81
591822	33 33	593711	30 77	593977	30 81
591823	33 33	593712	30 77	593981	30 81
591824	33 33	593713	30 77	593983	30 81
591825	33 33	593714	30 77	593991	30 79
591826	33 33	593715	30 77	594018	30 65
591888	30 71	593716	30 77	594019	30 65
591891	30 71	593717	30 77	594020	30 65
591896	30 71	593732	31 21	594021	30 65
591897	30 71	593733	31 21	594022	30 65
591898	30 71	593734	31 21	594023	30 65
591899	30 71	593780	30 57	594024	30 65
591900	30 71	593781	31 15	594026	31 61
591968	30 47	593802	30 81	594029	30 77
592007	31 45	593803	31 19	594080	30 51
592219	32 05	593806	31 19	594087	30 51
592220	33 39	593807	31 23	594089	30 79
592325	30 49	593808	31 23	594090	31 21
592359	30 49	593814	30 67	594091	30 47
592494	31 81	593815	30 67	594100	30 79
592634	31 33	593816	30 67	594111	30 79
592635	31 33	593817	30 67	594134	30 51
592644	31 33	593818	30 67	594176	30 47
592698	31 29	593819	30 67	594189	30 79
592703	31 39	593820	30 67	594232	31 09
592732	31 43	593821	30 67	594233	31 09
592736	31 29	593838	31 19	594244	30 69
592737	31 29	593839	31 19	594245	30 69
592740	31 29	593852	31 13	594249	33 33
592741	31 29	593854	31 21	594250	33 33
592743	31 33	593855	31 21	594290	30 71
592747	31 29	593856	31 21	594291	30 67
592753	31 29	593857	31 21	594292	30 65
592789	31 69	593858	31 21	594301	33 33
592790	31 69	593859	31 21	594302	33 33
592794	31 71	593862	31 19	594303	33 33
592795	31 75	593803	31 23	594337	30 73
592844	32 45	593867	31 53	594338	30 77
592855	32 45	593869	31 19	594340	30 75
592856	32 45	593870	31 23	594389	30 69
592858	32 45	593871	31 19	594434	30 79
592859	32 45	593872	31 23	594409	30 61
592861	32 45	593873	31 23	594471	30 61
592863	31 75	593874	31 53	594657	30 49
592917	31 47	593876	31 19	594696	30 49
592926	31 35	593877	31 19	594727	30 83
593619	30 67	593878	31 19	594730	30 83
593645	30 05	593879	31 19	594738	31 33
593688	31 21	593880	31 19	594739	31 33
593693	31 21	593881	31 19	594769	32 45
593694	30 77	593882	31 19	594784	30 63
593695	30 77	593883	31 19	594788	30 63
593696	30 77	593884	31 19	594872	31 47
593697	30 77	593885	31 19	594873	31 47
593698	30 77	593886	31 19	594902	30 39
593599	30 77	593889	31 15	594905	30 39
593700	30 77	593890	31 61	594988	30 41
593701	30 77	593891	31 23	594990	30 41
593702	30 77	593893	31 21	594991	30 41
593703	30 77	593894	31 21	594992	30 41
593704	30 77	593897	31 55	595019	32 45
593705	30 77	593898	31 25	595020	32 45

NUMERICAL INDEX

Part No.	Page No	Part No.	Page No	Part No	Page No
595120	32 65	596840	30 27	599642	30 57
595145	31 05	596841	30 27	599660	30 71
595149	31 05	598006	30 21	599995	30 77
595150	31 05	598231	30 29		
595151	31 05	598506	31 13		
595154	31 05	598508	31 45	600207	31 53
595155	31 05	598512	32 65	600208	31 55
595159	31 05	598515	32 65	600210	31 53
595171	31 05	598565	31 50	600212	31 53
595173	31 05	598567	31 15	600265	31 39
595176	31 05	598630	31 69	600801	32 07
595178	31 05	598665	33 35	600825	32 07
595190	31 85	598669	33 31	600833	32 07
595195	31 39	598672	33 31	600855	32 10
595196	31 39	598673	33 31	601611	30 49
595224	31 39	598674	33 31	601643	32 07
595229	31 29	598692	30 49	601644	32 07
595230	31 07	598693	30 49	601645	32 07
595231	31 81	598701	32 39	601646	32 07
595232	31 81	598702	32 39	601648	32 07
595233	31 79	598703	31 09	601930	31 47
595235	31 81	598711	31 47	602017	30 15
595236	31 79	598748	30 83	602018	30 15
595237	31 29	598749	30 83	602040	30 27
595238	31 29	598801	31 69	602046	30 39
595258	31 65	598825	31 69	602052	30 27
595259	31 65	598832	31 65	602061	30 11
595275	30 49	598834	31 65	602067	30 15
595279	31 65	598838	31 05	602071	30 15
595284	31 71	598841	31 05	602076	30 23
595366	31 59	598842	31 05	602082	30 11
595372	31 59	598843	31 05	602097	30 17
595373	31 59	598867	33 25	602098	30 27
595412	31 45	598884	33 35	602123	30 27
595413	31 45	598902	31 45	602130	30 05
595417	31 45	598920	31 49	602141	30 05
595418	31 45	598922	33 23	602142	30 17
595420	30 49	598923	30 41	60214E	30 05
595421	31 45	598928	31 49	602147	30 05
595423	31 45	598952	31 81	602148	30 17
595425	30 49	598967	32 45	602149	30 19
595427	31 40	598971	33 35	602152	30 21
595429	31 49	598997	31 45	602153	30 17
595431	30 49	598998	31 45	602154	30 17
595438	31 49	599002	31 47	602159	30 19
595439	31 49	599003	31 47	602165	30 27
595443	31 51	599007	31 47	602166	30 27
595444	31 51	599017	31 29	602172	30 17
595447	30 49	599169	31 49	602180	30 13
595461	31 57	599201	31 49	602186	30 17
595462	31 57	599288	32 45	602187	30 17
595470	31 47	599289	32 45	602191	30 27
595471	31 49	599318	33 25	602192	30 27
595476	33 23	599324	32 35	602193	30 27
595478	31 15	599395	31 29	602199	30 07
595484	32 65	599398	31 29	602201	30 13
595485	32 65	599402	31 39	602202	30 13
595486	32 65	599403	31 39	602212	30 05
595487	32 65	599443	31 49	602223	30 27
595488	32 65	599488	31 43	602224	30 27
595489	32 65	599489	31 39	602227	30 19
595490	32 65	599496	31 43	602236	30 23
595491	32 65	599497	31 43	602240	30 17
595492	32 65	599552	30 57	602241	30 17
595493	32 61	599564	31 13	602289	30 27
595496	32 63	599575	30 01	602388	30 13

NUMERICAL INDEX

Part No.	Page No.	Part No.	Page No.	Part No.	Page No.
602397	32 15	606743	31 61	608232	31 39
602411	30 09	606744	31 61	608233	31 39
602505	30 35	606745	31 61	608235	31 39
602530	30 29	606746	31 61	608237	31 39
602545	30 05	606747	31 61	608246	31 13
602587	30 09	606748	31 61	608247	31 13
602609	30 11	606749	31 61	608250	31 15
602610	30 19	606750	31 61	608352	32 11
602915	30 05	606751	31 61	608409	33 33
603031	30 27	606828	32 05	608417	30 57
603127	30 29	606828	32 05	608470	31 13
603143	30 05	606832	32 05	608585	30 05
603186	30 21	606835	32 05		
603224	30 21	606837	32 05	610030	30 13
603237	30 39	606962	30 11	610178	30 09
603301	30 09	606964	30 11	610289	30 19
603330	31 75	607065	31 39	610327	31 75
603376	31 75	607082	31 39	610333	31 77
603378	30 17	607163	31 13	610336	31 77
603408	30 21	607164	31 17	610508	32 07
603441	30 21	607165	31 17	610757	30 11
603446	32 13	607167	31 17	610849	31 77
603454	30 11	607168	31 17	610915	30 15
603521	30 15	607169	31 17	610988	30 13
603523	30 00	607173	31 13	611015	31 77
603524	30 09	607174	31 13	611019	30 09
603525	30 09	607177	31 17	611026	31 77
603528	30 09	607178	31 17	611089	30 05
603535	30 09	607179	31 17	611108	31 75
603546	32 16	607180	31 17	611113	31 75
603564	30 27	607181	31 13	611114	31 75
603561	30 21	607182	31 13	611324	30 45
603622	30 39	607183	31 13	611349	30 39
603689	30 07	607185	31 13	611351	31 75
603672	30 29	607186	31 15	611409	30 05
603724	30 19	607187	31 17	611482	30 11
603734	30 17	607188	31 17	612320	31 77
603775	30 13	607189	31 17	612376	30 31
603851	30 21	607190	31 17	612817	30 29
603887	31 65	607191	31 17	612819	30 29
603890	31 81	607197	31 17	612821	30 29
603901	31 81	607347	30 45	612822	30 29
603920	30 21	607351	31 23	612871	30 13
605217	32 13	607357	31 13	612898	30 05
605512	31 39	607358	31 17	612905	31 75
605841	31 77	607359	31 13	612943	31 75
605857	31 77	607365	31 53	612980	30 07
606168	31 75	607366	31 53	612990	30 09
606204	31 79	607430	30 05	613005	30 09
606256	32 35	607441	30 57	613016	32 07
606339	32 07	607726	31 47	613020	32 07
606406	31 47	607808	31 53	613138	30 35
606421	31 47	607891	31 39	613211	30 37
606472	30 69	607892	31 39	613213	30 37
606473	30 73	607893	31 39	613514	31 77
606474	31 19	608002	30 29	613620	30 35
606651	31 25	608003	30 29	613669	30 09
606653	31 25	608037	30 05	613671	30 09
606801	30 17	608104	31 75	613672	30 23
606733	30 47	608142	30 75	613784	32 07
606737	31 61	608143	30 75	613785	32 07
606738	31 61	608194	32 13	613786	31 79
606739	31 61	608197	32 13	613792	30 05
606740	31 61	608229	31 39	613805	32 15
606741	31 61	608230	31 39	613808	30 33
606742	31 61	608231	31 39	613824	31 77

NUMERICAL INDEX

Part No.	Page No.	Part No.	Page No.	Part No.	Page No.
613825	31 77	623234	33 13	811922	33 29
613857	32 13	623235	33 13	811935	33 14
613910	30 41	623287	32 31	811948	32 81
613915	30 41	623288	32 31		
613916	30 41	624017	31 43	850005	33 13
613991	30 05	624018	31 39	850021	31 31
614159	30 35	624060	31 49	850421	31 39
614161	31 75	624130	31 33	850425	31 43
614179	32 13	624190	31 47	850601	31 31
614190	31 77	624199	33 23	850801	30 79
614235	32 15	624221	31 79	850815	31 21
614236	32 15	624239	30 49	850817	32 53
614237	31 75	624285	30 39	850827	31 57
614238	32 15	624286	30 39	850837	32 73
614239	32 15	624288	31 39	850841	32 61
614255	32 15	624289	31 43	850847	32 31
614368	30 33	624290	31 43	851001	30 39
614370	30 33	624291	31 39	851005	32 81
614410	30 35	624292	31 43	851007	33 05
614435	30 23	624293	31 43	851017	32 75
614465	32 07	624294	30 83	851031	32 53
614467	32 07	624295	30 83	851041	30 49
614533	32 07	624319	31 39	851047	30 41
614534	32 07	624361	31 67	851201	33 15
614535	32 07	624425	31 81	851207	32 55
614585	30 05			851211	32 65
614592	32 13	707015	32 55	851252	32 55
614593	32 13	707032	33 17	851301	31 05
614594	32 13	707033	33 17	851307	32 75
614595	32 13	707034	33 17	851311	33 19
614596	32 13	707035	33 17	851401	33 13
614597	32 13	707037	33 17	851407	31 81
614598	32 13	707039	33 17	852071	31 29
614601	30 05			852431	32 81
614639	30 27	800005	31 23	852467	31 43
614640	30 27	800006	31 29	852835	30 39
614641	30 27	800009	33 05	853011	30 53
614642	30 27			853021	30 53
614723	30 33	810001	33 35	853031	33 25
614780	30 83	810002	30 83	853037	32 45
614789	31 75	810003	32 59	853041	30 35
614790	31 75	810004	32 77	853045	32 45
614791	30 61	810005	30 47	853047	31 57
614820	30 11	810006	33 17	853051	30 51
614822	30 11	810007	32 19	853055	33 19
614872	30 31	810022	33 25	853061	33 17
614938	30 35	810023	33 25	853067	30 41
		810024	31 41	853071	31 05
622141	31 09	810025	32 77	853085	33 13
622160	30 65	810026	32 79	853171	33 23
622165	30 65	810055	32 81	853195	31 47
622188	31 23	810500	33 29	853771	31 31
622219	30 61	810501	30 73	853775	31 43
622300	30 83	810502	30 83	854011	32 31
622301	30 83	810503	31 81	854021	32 49
622302	30 83	810504	32 09	854031	33 19
622304	30 83	810505	32 35	854037	32 25
622324	30 61	810509	31 33	854047	32 75
622387	30 83	811582	32 65	854051	32 77
622388	30 79	811586	32 55	854322	32 81
622538	30 67	811595	32 49	854862	32 71
623052	32 21	811720	31 21	854863	32 71
623065	32 31	811853	32 71	854874	32 71
623091	32 29	811862	32 47	854869	32 09
623125	32 33	811880	32 73		
623126	32 55	811895	32 51	869835	33 33

NUMERICAL INDEX

Part No	Page No	Part No.	Page No.	Part No	Page No
879077	33 05	896541	30 53	ERC1615	32 15
879251	32 61	896651	33 23	ERC1616	32 15
879411	32 63	896756	30 75	ERC1617	32 15
880191	30 67	896805	30 75	ERC1618	32 15
880511	32 25	896881	33 25	ERC1619	32 15
880527	32 35	897001	32 45	ERC1620	32 15
880547	32 25	897061	32 61	ERC1621	32 15
880567	32 35	897095	33 33	ERC1622	32 15
880781	31 81	897121	31 65	ERC1623	32 15
880827	32 19	897131	32 45	ERC1637	30 17
881181	30 81	897261	33 19	ERC1637	30 17
881387	32 49	897271	32 37	ERC2194	31 77
881687	32 21	897277	30 39	ERC2893	30 31
881707	32 75	897297	32 77	FRC165	30 57
881831	32 77	897317	32 77	FRC209	30 71
885751	31 53	897781	33 13	FRC1341	30 65
886121	31 61	AAU1079	32 19	FRC1743	30 69
887827	32 69	AAU1277	31 47	FRC1778	30 57
888021	32 51	AAU1278	31 47	GA*501	33 39
888031	33 09	AAU1303	32 15	GBS550	31 55
888445	30 63	AAU1394	32 15	GCC204	30 45
889531	32 45	AAU1395	32 15	GCL111	32 31
889637	32 59	AAU1396	32 15	GCP240	30 45
889645	31 61	AAU1416	32 27	GCS117	32 13
889661	31 31	AAU1418	32 27	GDC117	32 13
889667	32 51	AAU1425	32 15	GEG165	30 05
889671	30 57	AAU1506	32 05	GEG340	30 27
889711	31 27	AAU1909	32 27	GEG436	30 29
889721	31 81	AAU2005	31 77	GEG539	30 07
889825	31 21	AAU2053	32 05	GEG545	30 23
889851	33 17	AAU2437	31 25	GEG565	30 23
889861	33 33	AAU2438	31 25	GEX/325	31 71
889871	30 79	AAU2439	31 25	GFB211	30 33
889875	30 81	AAU2440	31 25	GFG103	31 23
889881	30 35	AAU2443	31 25	GFS435	32 31
890055	30 47	AAU3911	31 53	GGB504	32 05
890061	32 27	AAU3912	31 53	GHC709	30 23
890066	33 33	AAU7405	32 11	GHC811	33 17
890067	33 05	BH106081	31 49	GHC913	31 65
890071	31 65	BH106121	31 49	GHC1217	31 85
890075	32 45	BH106161	31 51	GHC2228	31 81
890077	31 33	BH108101	32 57	GLB149	32 19
890081	32 73	BH110081	33 31	GLB207	32 19
890087	33 05	BH110108	32 45	GLB227	32 19
890097	32 79	BH110111	32 45	GLB241	32 19
890101	30 51	BH110131	33 29	GLB281	32 21
890120	30 59	BH110201	33 35	GLB380	32 19
890141	30 51	BH110241	33 31	GLB382	32 19
890311	32 61	BH112151	33 23	GLB650	32 21
890312	32 55	BH112281	33 23	GLB987	32 21
890321	30 41	BH116241	33 35	GLB989	32 19
890341	32 55	CD31726B	32 21		
890501	32 55	CD31726C	32 21		
890521	31 45	ERC649	30 21		
890531	33 17	ERC813	30 25		
890541	33 13	ERC814	30 25		
893195	33 35	ERC1195	30 33		
893405	31 23	ERC1240	30 15		
893685	33 29	ERC1243	30 15		
896735	33 29	ERC1244	30 15		
896321	30 53	ERC1244	30 15		
896505	30 83	ERC1255	30 15		
896521	33 25	ERC1349	32 11		
896535	31 41				

NUMERICAL INDEX

Part No.	Page No.	Part No.	Page No.	Part No.	Page No.
GRA112	32 13	MRC1726	32 49	NRC1221	33 25
GRB203	30 77	MRC1744	32 55	NRC1226	32 45
GRB229	30 47	MRC1813	33 09	NRC1228	32 45
G5B114	32 11	MRC2161	33 17	NRC1236	31 31
G5C108	32 13	MRC2291	32 55	NRC1237	31 31
GTG116	30 23	MRC2292	32 55	NRC1240	31 31
GTS104	30 23	MRC2320	32 47	NRC1241	31 31
GUJ117	31 25	MRC2321	32 47	NRC1243	31 31
GWC301	31 53	MRC2568	32 09	NRC1353	31 05
GWC302	31 53	MRC2609	33 13	NRC1367	31 29
GWC305	31 55	MRC2610	33 13	NRC1368	31 33
GWC306	31 55	MRC2611	33 13	NRC1956	31 49
L92Y	32 13	MRC2664	33 13	NRC1970	31 66
MRC11	33 13	MRC3033	33 05	NRC1972	31 66
MRC23	33 13	MRC3224	32 47	NRC1976	31 46
MRC28	32 55	MRC3231	33 13	NRC1977	31 45
MRC29	32 55	MRC3237	32 47	NRC1978	30 49
MRC30	32 55	MRC3497	33 05	NRC1984	33 35
MRC113	33 17	MRC3498	33 05	NRC2051	33 23
MRC119	32 73	MRC3499	33 05	NRC2128	30 49
MRC161	33 17	MRC3500	33 05	NRC2131	31 49
MRC162	33 17	MRC3518	33 07	NRC2133	31 49
MRC163	33 17	MRC3519	33 07	NT108041	30 49
MRC164	33 17	MRC3977	32 57	NT110041	33 33
MRC165	33 17	MRC3978	32 57	NT112041	33 23
MRC214	32 61	NH103041	31 45	NT606045	31 49
MRC344	32 51	NH104041	30 49	NY104041	31 05
MRC345	32 51	NH105041	32 61	NY108041	31 87
MRC348	32 51	NH106041	31 79	PRC5	32 25
MRC356	32 51	NH108041	50 55	PRC6	32 25
MRC367	32 51	NH112041	33 23	PRC1039	30 73
MRC395	32 55	NH606047	30 83	PRC1057	32 21
MRC1023	32 31	NN106011	31 67	PRC1154	32 37
MRC1024	32 35	NRC4	31 67	PRC1254	31 81
MRC1294	32 61	NRC5	31 67	PRC1417	32 25
MRC1508	32 81	NRC6	31 67	PS103201	31 59
MRC1510	32 81	NRC31	31 49	RTC202	32 27
MRC1513	32 81	NRC97	31 31	RTC324	31 39
MRC1526	32 21	NRC130	31 35	RTC325	31 39
MRC1527	32 21	NRC169	31 41	RTC326	31 39
MRC1528	32 21	NRC170	31 41	RTC430	32 23
MRC1529	32 21	NRC171	31 41	RTC452	32 27
MRC1537	32 53	NRC174	30 39	RTC601	31 59
MRC1538	32 53	NRC216	31 41	RTC608	31 77
MRC1557	32 81	NRC217	31 41	RTC609	30 13
MRC1584	32 51	NRC218	31 41	RTC610	30 21
MRC1597	33 05	NRC239	31 41	RTC611	31 47
MRC1604	32 53	NRC240	31 41	RTC612	32 59
MRC1609	32 81	NRC243	32 45	RTC613	31 59
MRC1610	32 81	NRC248	31 41	RTC616	30 61
MRC1611	32 81	NRC1081	33 39	RTC625	30 49
MRC1658	33 13	NRC1110	31 49	RTC637	31 15
MRC1663	33 13	NRC1131	32 81	RTC639	33 39
MRC1664	32 51	NRC1158	31 13	RTC644	31 49
MRC1675	33 09	NRC1160	32 57	RTC645	31 49
MRC1709	33 05	NRC1169	31 71	RTC773	31 17
MRC1710	32 53	NRC1189	31 51	RTC834	32 11
		NRC1190	31 51	RTC840	31 41
		NRC1191	30 49	RTC844	31 13
		NRC1202	31 35	RTC845	31 13
		NRC1215	33 25	RTC1003	32 05
		NRC1216	33 25		
		NRC1220	33 25		

NUMERICAL INDEX

Part No.	Page No.	Part No.	Page No.	Part No.	Page No.
HTC1004	32 05	WC105001	32 29	90576626	30 77
HTC1010	31 15	WC106041	33 05	90576631	30 61
HTC1148	31 81	WC108051	32 71	90576632	30 77
HTC1393	31 27	WC110061	32 71	90576634	30 77
HTC1528	32 57			90576646	30 83
HTC1687	30 07	WD110061	32 51	90576658	30 79
HTC1688	30 79			90577082	31 65
HTC1689	30 79	WF500061	31 45	90577473	32 61
HTC1697	32 29			90577508	31 79
HTC1718	30 09	WL106001	31 65	90577521	31 59
HTC1718020	30 09	WL108001	33 35	90577522	31 59
HTC1820	31 13	WL110001	32 45	90577645	31 79
HTC1843	32 19	WL112001	33 23	90577611	31 47
HTC1844	32 19			90577636	31 45
HTC1885	32 19	WM103001	32 19	90577645	31 79
HTC1886	32 19	WM104001	32 21	90502025	30 10
HTC1919	32 19	WM105001	32 61	90502056	30 11
HTC1931	32 19	WM106001	33 33	90502064	30 15
HTC2117	30 11	WM108001	31 49	90502072	30 15
HTC2117020	30 11	WM110001	30 45	90502371	30 19
HTC7034	33 35	WM600041	30 05	90502372	30 09
		WM600051	30 13	90502451	30 17
SE105121	32 39	WM600061	30 27	90507071	31 39
		WM600071	30 05	90507170	31 17
SH104201	31 45	WM600081	30 41	90508178	32 11
SH105121	32 79	WM702001	30 21	90508330	32 29
SH105161	32 61			90508545	31 13
SH106041	32 81	13H9216	30 21	90510568	32 07
SH106061	32 71			90511014	31 77
SH106141	31 65	27H3B15	31 49	90511112	31 75
SH106161	32 49			90511504	30 23
SH106201	32 81	37H7738	32 27	90511634	32 07
SH106251	32 69			90512904	31 75
SH108041	31 71	90215547	30 83	90512906	31 75
SH108121	33 35	90214684	31 39	90513017	30 37
SH108161	32 33	90217630	31 45	90513214	32 07
SH108201	31 49	90512551	30 49	90513465	32 15
SH108251	30 49	90513220	31 45	90513501	30 21
SH108301	32 51	90514721	31 77	90513659	30 25
SH110201	32 59	90516028	30 13	90513717	30 15
SH110251	31 39	90517585	31 75	90513761	30 37
SH112355	31 21	90517821	33 13	90513780	32 07
		90545020	32 25	90513782	32 07
SP103101	31 45	90552973	32 61	90513789	30 13
SP106301	32 47	90552974	32 61	90513812	30 21
		90564812	31 47	90513814	32 15
SS106160	31 41	90568526	30 41	90513827	32 15
		90569116	31 05	90513913	30 41
TKC3029	31 49	90571010	30 67	90513919	30 41
		90571030	30 79	90514577	30 05
UCB13712R	31 69	90571086	30 55	90514584	30 27
		90571102	30 65	90514591	32 13
LKC1655	32 05	90571103	30 67	90514599	32 13
		90571104	30 57	90514848	30 15
WA104001	32 55	90571105	30 55	90622161	30 65
WA105001	32 61	90571106	30 55	90622162	30 67
WA106041	32 39	90571461	30 65	90622220	30 61
WA108051	31 49	90575153	32 21	90622240	30 77
WA110001	32 45	90575223	32 21	90623122	32 31
WA110061	30 63	90575511	31 69	90623123	32 31
WA116101	33 35	90575673	31 59	90623127	32 37
		90575676	31 59	90623187	32 35
WB106041	32 39	90575682	31 59	90623200	33 13
WB108051	32 51	90575750	31 59	90623201	33 13
WB110061	31 47	90575977	31 65	90624126	32 35
		90576624	31 61	90624244	31 31

NUMERICAL INDEX

Part No.	Page No.	Part No.	Page No.	Part No.	Page No.
90624418	31 65				
90624436	31 41				
90707018	32 55				
90707023	32 47				
90707024	32 47				
90707036	33 17				
90707040	33 17				
90707041	33 17				
90707042	33 17				
90707043	33 17				
90707044	33 17				
90707046	32 47				
90707047	32 47				
90707048	32 47				
90707049	32 47				
90707054	33 13				
90811937	33 35				

ISBN 1 85300 158 0

© Rover Group Limited

DESIGNED AND PRINTED BY BROOKLANDS BOOKS LTD
PO BOX 146, COBHAM, SURREY, XT1 1JG ENGLAND
WITH THE KIND PERMISSION OF
LAND ROVER PARTS LTD, PO BOX 333
BICKENHILL LANE, BIRMINGHAM B17 7JQ
ENGLAND