



**Spares Information Sheets  
Prior to 1972**

**Rolls-Royce Silver Shadow  
and  
Bentley T Series**

Printed and Published by

Rolls-Royce Motors Limited  
Crewe CW1 3PL  
Cheshire  
England

This manual is a reprint of the original. Whilst the information is given in good faith Rolls-Royce Motors Limited gives no warranty or representation concerning the information and such information must not be taken as forming part of or establishing any contractual or other commitment by Rolls-Royce Motors Limited.

© Rolls-Royce Motors Limited 1979

## Spares Information

### Contents

- A Engine
- B Carburettor and Fuel System
- C Exhaust System
- D Engine Cooling System
- E Front Suspension, Sub-Frame, Hubs and Shock Dampers
- F Rear Suspension, Sub-Frame, Hubs and Shock Dampers
- G Transmission, Final Drive and Crossmember
- H Wheels and Tyres
- J Steering
- K Hydraulic System (Brakes and Levelling)
- L Electrical System
- M Air Conditioning
- N Body
- P Lubrication and Maintenance
- Q General Information

GENERAL

BENTLEY 'T' : SILVER SHADOW

Spares Information Sheets are issued in order that personnel, whose function it is to handle spares, should be made aware of changes as soon as possible; they are intended as a stopgap until such time as the new piece numbers can be included in the spare parts schedule.

If the Spares Information Sheet is to be intelligible there may be occasions when it will be necessary to include some engineering detail. This in no way infers that a modification is to be incorporated retrospectively. The only authority for this is a Service Bulletin. One will be issued as soon as it is considered necessary.

Whilst it is recognised that Spares Information Sheets may be of interest to workshop personnel, this is considered to be incidental. Their proper location is the Spares Department Office.

Section A

Information Sheet No 4.A.1 (ISSUE 3)

Page No. 1

Date: 2.2.73.

DECARBONISING SETBENTLEY 'T' : SILVER SHADOW

The following parts can be supplied as a set for decarbonising the above cars:-

<u>Part No.</u>	<u>Description</u>	<u>Qty</u>
KB,1093/R	Washer - Joint - Drain Plug (Sump)	1 off
UE,33943	Sealing Thread - Tappet Door - 47 in. (119,38 cm.) long	1 off
UE,31004	Gasket - Cylinder Head	2 off
UE,31305	Joint - Induction Manifold	4 off
UE,4324	Joint - Rocker Cover	2 off
UE,31385	Joint - Exhaust Manifold to Cylinder Head	8 off
UE,6967	Rubber Bush - Rocker Cover	6 off
UE,6175	Joint - 'Tee Piece' to Manifold	1 off
UE,31232	Joint - Thermostat Outlet	1 off
UE,4393	Joint - Support Bracket - Power Steering Pump	1 off
RE,7289	Washer - Aluminium - Carburettor Vent Pipe	2 off
RE,7297	Washer - Fibre - Carburettor Vent Pipe	2 off
UE,6987	Assy. - Collet - Inlet and Exhaust Valves	32 off
RH,7906	Grommet - Inlet and Exhaust Valves	16 off
CK,610	'O' Ring - Housing - Flame Trap	1 off
UE,35892	'O' Ring - Housing - Flame Trap	1 off
UE,9453	'O' Ring - Elbow to Plug - Flame Trap Housing	1 off
UE,31607	Joint - Coolant By-pass Elbow	1 off
UE,34258	Earthing Strip - Rocker Cover	8 off
XB,1079/R	Joint Washer - Cap Nut - Rocker Cover	6 off

Piece Number of set is RH,2379.

- (1) Re-issued to add parts to the set.
- (2) Re-issued to amend piece numbers and add further parts to the set.

ENGINE - PEREGRINE HEATERBENTLEY 'T' : SILVER SHADOW

A 'Peregrine' coolant heater is now being fitted to Canadian cars; it can be fitted to other cars as customers request.

The heater is fitted into an adaptor, which replaces the front face core plug in the crankcase 'A' bank coolant gallery. A junction box, which is an integral part of the heater unit, is secured to a tapped core plug adjacent to the cylinder drain tap.

Piece numbers of the required parts are as follows:-

UE.34336	Adaptor	1 off
UD.14427	Heater (110 volt)	1 off
UD.14428	Heater (250 volt)	1 off
UA.112/Z	Bolt	1 off
UA.1251/Z	Washer	1 off
UD.8746	Binder (LH cars)	1 off
UD.8749	Clip (LH cars)	1 off
UD.5288	Clip (RH cars)	1 off

If a heater is to be fitted to an existing car all the above parts will be required. The core plug to which the junction box is secured may or may not be tapped. If it is not, then the core plug required is piece number UE.6982. It will also be necessary to turn the crankcase water tap through 90° by the use of distance washers, to avoid a foul with the heater cable. Due to variations in domestic electricity supplies, the customer will be required to provide a socket to enable the heater to be connected to the mains supply.

ENGINEBENTLEY 'T': SILVER SHADOW

In the interest of commonisation, parts which have so far been fitted only on cars exported to U.S.A., are now being fitted on all cars.

The parts concerned are the coolant pump by-pass elbow and its transfer bobbin.

Part numbers are as follows:-

<u>DISPLACED</u>		<u>NEW</u>
UE.32600	Elbow - By-pass	UE.34146
UE.3316	Bobbin - Manifold to coolant pump	UE.34147

The new parts could be used as replacements in sets; for the time being however, both types of elbow and bobbin will continue to be supplied.

4.A.15.

ENGINEBENTLEY 'T' : SILVER SHADOW

The Vandervell bearings, both standard and undersize, referred to on spares schedule sheet A 1/3, have been found unsuitable for use in the engines fitted to the above cars.

However, they are still satisfactory for use in the engines fitted to Bentley S2/3, Silver Cloud II/III and Phantom V/S cars.

Part numbers of the affected parts are as follows:-

UE.821	Bearing Bush - Rear
UE.822	Bearing Bush - Front, Intermediate and Centre
UE.6499	Bearing Bush - Rear - 0.010 in. undersize
UE.6491	Bearing Bush - Front, Intermediate and Centre - 0.010 in. u/s
UE.6500	Bearing Bush - Rear - 0.020 in. undersize
UE.6492	Bearing Bush - Front, Intermediate and Centre - 0.020 in. u/s
UE.6501	Bearing Bush - Rear - 0.030 in. undersize
UE.6493	Bearing Bush - Front, Intermediate and Centre - 0.030 in. u/s
UE.6502	Bearing Bush - Rear - 0.040 in. undersize
UE.6494	Bearing Bush - Front, Intermediate and Centre - 0.040 in. u/s

---

ROLLS-ROYCE LIMITED, PYM'S LANE, CREWE, ENGLAND

---



4.1.17.

ENGINE

BENTLEY 'T' : SILVER SHADOW

A shakeproof washer is now being fitted under the head of the setscrews which secure the oil gauge unit to the sump. This is in addition to the existing washer.

Piece number is as follows:-

UD.5033          Washer - Shakeproof.

Section A

Information Sheet No. 4.A.18 (ISSUE 2)

Page No. 1

Date: 2.2.71.

ENGINE

BENTLEY 'T' : SILVER SHADOW : PHANTOM VI

A modified camshaft and thrust plate are now being fitted.

When existing stocks have been used up, the new parts will be supplied for all replacements, however, reference must be made to Service Bulletin SY/E9 before fitting.

Part numbers are as follows:-

DISPLACED

UE.31771  
UE.9070

Camshaft  
Thrust Plate

NEW

UE.36500  
UE.38342

The new parts will also be supplied for replacements on S.2/3 series motor cars.

Re-issued to amend typescript.

Spares Information Sheet issued for  
BENTLEY T SERIES : SILVER SHADOW

Section A  
Information Sheet No. 4.A.27  
Page No 1  
Date 9.3.71.

INDUCTION MANIFOLD

In order to simplify machining, the 'O' ring groove in the induction manifold has been transferred to the blanking cover (Spares Schedule A.7 Item 42), or thermal vacuum switch adaptor when fitted on cars with Exhaust Emission Control.

When stocks are used up, the new manifold will be used for all replacements and it will also be necessary to fit the new blanking cover or adaptor and a modified 'O' ring.

Both types of blanking cover, adaptor and 'O' ring will continue to be supplied.

Piece numbers are as follows:-

<u>DISPLACED</u>		<u>NEW</u>
UE 35289	Induction Manifold Assembly	UE 37455
UE 34759	Induction Manifold	UE 37452
UE 31820	Blanking Cover	UE 37454
UE 36437	Adaptor - Thermal Vacuum Switch	UE 37453
UE 31630	'O' Ring	UE 33064

Spares Information Sheet issued for  
BENTLEY T : SILVER SHADOW

Section A  
Information Sheet No. 4.A.30  
Page No. 1  
Date 7.6.71

ENGINE

Since Spares Information Sheet 4.A.18 was issued, a further modification has been made to the camshaft.

The new part will be supplied for all replacements, however, reference must be made to Service Bulletin SY/E9 before fitting.

Piece numbers are as follows:-

<u>DISPLACED</u>		<u>NEW</u>
UE.36535	Camshaft	UE.36782

The new part will also be supplied for replacements on S.2/3 series motor cars when stocks of UE.36535 have been used up. As stated above, reference must be made to Service Bulletin SY/E9 before fitting.

Cwt/KF/NM

Spares Information Sheet issued for  
BENTLEY T SERIES & SILVER SHADOW

Section A  
Information Sheet No. 4.A.31  
Page No 1  
Date 31.8.71

COOLANT PUMP BELTS

Improved belts to drive coolant pump 1-2:1 via crankshaft and jockey pulley are now being fitted (A3-20) this information cancels (S.I.S. 4.A.29).

The new piece will be supplied for all replacements with 1-2:1 drive.

Piece Numbers are as follows:-

DISPLACED

UE 36358  
or  
UE 36361

Assy. - Twin belts - Crankshaft - to  
Jockey pulley and coolant pump.

NEW

UE 37810

Cwt/KF/GL

Spares Information Sheet issued for  
BENTLEY T : SILVER SHADOW

Section A  
Information Sheet No. 4.A.32  
Page No. 1 of 1  
Date 9.11.71

### CYLINDER HEAD

A temperature sensitive switch which is intended to give early warning of coolant loss, is now being fitted.

Cylinder heads have been modified by the addition, in the case of engines fitted with Exhaust Emission Control, of a tapped boss and, in the case of engines not fitted with Exhaust Emission Control, the tapping of an existing unused boss.

The new heads can be used for all replacements.

Piece numbers are as follows:-

<u>DISPLACED</u>		<u>NEW</u>
UE 35686	Cylinder Head Assembly 'A' Bank	UE 37347
UE 35687	Cylinder Head Assembly 'B' Bank	UE 37348
UE 35949	Cylinder Head Assembly 'A' Bank - (Detox cars)	UE 37350
UE 35950	Cylinder Head Assembly 'B' Bank - (Detox cars)	UE 37351
UE 35951	Cylinder Head Assembly - (Detox cars)	UE 37352
-	Metal temperature sensing switch	UE 37357
-	Buzzer - temperature - warning	UD 17772

Spares Information Sheet issued for  
BENTLEY T : SILVER SHADOW

Section A  
Information Sheet No. 4.A.33  
Page No. 1 of 1  
Date 13th November, 1971

ASSY. - INDUCTION MANIFOLD

The petrol drain is being discontinued.

The new manifold can be used for all replacements.

Piece Numbers are as follows:-

<u>REPLACED</u>		<u>NEW</u>
UE 37455) UE 34771)	Assy. - Induction manifold	UE 37632
UE 37452) UE 34759)	Induction manifold	UE 37633

The following parts have been deleted.

RE 14445	Banjo - Bolt petrol drain	1 off
RE 3523	Washer - Banjo bolt	2 off
UE 35610	Insulock - Cable tie	2 off
UE 6858	S/A - Petrol drain	1 off
UE 35235	Drain pipe assy. - Manifold	1 off

The following part has been added.

UK 16835	Clip rubber - Carburettor drain pipe	1 off
----------	--------------------------------------	-------

This alteration was introduced on the following car serial numbers:-

Four-Door Saloons	11508, 11510, 11513, 11519, 11522, 11523, 11528, 11557, 11559, 11560, 11611, 11657 and onwards.
Coachbuilt Cars	11594, 11597, 11653 and onwards.
Long Wheelbase Cars	11548, 11552, 11598, 11605, 11644 and onwards.

Spares Information Sheet issued for  
BENTLEY T : SILVER SHADOW

Section A  
Information Sheet No. 4.A.34  
Page No. 1 of 1  
Date 10.12.71

DRIVING BELTS (SPARE PARTS LIST A3/2)

Improved belts are now being fitted to drive coolant Pump (1.2:1) Steering Pump, Fridge Compressor and Alternator, this information cancels (S.I.S. 4.A.29).

The new belts will be supplied for all replacements with 1.2:1 drive assemblies.

Piece numbers are as follows:-

<u>DISPLACED</u>		<u>NEW</u>
UE.36358 or UE.36361	Assy. - Twin 'V' Belts - Crankshaft - Jockey Pulley - Coolant Pump	UE.37810
UE.36817	Assy. - Twin 'V' Belts - Crankshaft - Steering Pump - Fridge Compressor	UE.37811
UE.37079	'V' Belt - Coolant Pump - Alternator	UE.37812

Cwt/KF/GL



Spares Information Sheet issued for  
Bentley T Series : Silver Shadow

Section A  
Information Sheet No. 4.A.35  
Page No. 1 of 1  
Date 21 12 71

RING COMPRESSION 1st

A change in material has been made on above piston ring.

This part should be fitted for all replacements.

Part numbers are as follows :-

<u>DISPLACED</u>			<u>NEW</u>
UE 35829	Piston Ring 1st	8 off	UE 37714
UE 36190	Assy. Piston 4.100 Bore 9:1 CR	8 off	UE 37726

Cwt/KH/GL

CONTROLS

BENTLEY 'T': SILVER SHADOW

The kick down stop body and lock nut (Spares Schedule Sheets B7, 8, 9 Items 6 and 7) fitted to some early cars differed from the ones now being fitted in respect of thread size. The originals were 16 threads per inch, they are now 14 threads per inch.

In the event of new ones being required for an early car, the threads should be checked so that the correct ones are ordered.

Piece numbers are as follows:-

- UR.13452 - Body - Kick Down Stop - 16 threads per inch
- RE.19390 - Locknut - Kick Down Stop - 16 threads per inch
- UR.14843 - Body - Kick Down Stop - 14 threads per inch
- UR.14844 - Locknut - Kick Down Stop - 14 threads per inch

Unless UR.14843/4 are specifically requested UR.13452 and RE.19390 will normally be supplied.

4.B.4.

CONTROLS

BENTLEY 'T': SILVER SHADOW LH CARS

A boss has been provided on the arm of the accelerator pedal to enable a rubber headed screw, which acts as an off stop, to be fitted.

The pedal pull off spring has been changed and also the throttle return spring links on the carburetter.

Piece numbers are as follows:-

<u>Displaced</u>		<u>New</u>
UR.14013	Assy. Lever and Arm - Accelerator Pedal	UR.14801
-	Assy. Bolt - Stop - Lever and Arm	UR.14808
UR.14392	Spring - Pedal	UE.31743
UE.31742	Link - Throttle Return Spring	UE.7356
-	Locknut - Stop - Lever and Arm	UA.352/2
-	Hook - Spring	RG.6025

CONTROLS

BENTLEY 'T'; SILVER SHADOW

Purdy as a temporary measure until suitable bolts are obtainable, a rubber pad, secured to the toeboard, is replacing the rubber pad on the "OFF TOP" bolt head.

Part number of the pad is UR.5220.

4.B.6.

CONTROLS

BENTLEY 'T': SILVER SHADOW - RH CARS

Further to Information Sheet 4.B.4, a boss has been provided on the arm of the accelerator pedal, on RH cars, to enable a rubber headed screw, which acts as an off stop, to be fitted. The new lever can be used for all replacements.

Piece numbers are as follows:-

<u>Displaced</u>		<u>New</u>
UR.11745	Lever - Accelerator Pedal	UR.14828
	Bolt	UR.14803
	Locknut	UA.352/2

CONTROLS

BENTLEY 'T'; SILVER SHADOW

Purely as a temporary measure until suitable bolts are obtainable, a rubber pad, secured to the toeboard, is replacing the rubber pad on the "OFF STOP" bolt head.

Piece number of the pad is UR.5220.

4.9.8.

CONTROLSBENTLEY 'T : SILVER SHADOW (L.H. CARS)

In order to protect the Accelerator Pedal Cross-shaft from damage and the bearings from attack by salt corrosion, some minor modifications have been effected. At the same time the opportunity has been taken to improve the geometry of the controls.

The cross-shaft is now cranked at each end and shortened support brackets accommodate the raised ends. Neoprene dust covers have been introduced to protect the bearings. The geometry of the controls has been improved by re-arranging the levers on the cross-shaft.

Parts are not interchangeable.

Piece numbers are as follows:-

<u>Displaced</u>		<u>New</u>
UR.15422	Assy. Lever - Accelerator Pedal	UR.15422
UR.1497	Assy Cross-shaft - Accelerator Pedal	UR.15121
UR.14366	Assy Support Bracket R.H. - Cross-shaft	UR.15123
UR.14367	Assy. Support Bracket L.H. - Cross-shaft	UR. 5126
	Dust Cover - Bearing - Cross-shaft	UR.15131
UR. 4196	Rod - Connecting - Accelerator Pedal to Cross-shaft Lever	UR.15129
UR.32276	Control Rod - Accelerator Shaft to Compensator Mechanism	UR.34521

4.B.10.

CONTROLSBENTLEY 'T' : SILVER SHADOW

The carburettor throttle control spring, spring links (Spares Schedule Sheets B.7, Items 143 and 144 and Sheet B.8, Items 123 and 124) and the accelerator pull off springs (Schedule Sheet B.7, Item 32 and Information Sheet 4.B.4) have been changed.

On right-hand cars a spring link is now used in conjunction with the accelerator pull off spring.

Sets of the new parts should be used for all replacements.

Piece numbers are as follows:-

DISPLACEDNEW

UE.31743	Return Spring - Throttle Control	UE.34744
UE.31742	Link Spring - Throttle Control	UE.7355
UR.5265	Pull off Spring - Accelerator Pedal (R.H. Cars)	UE.74697
UE.31743	Pull off Spring - Accelerator Pedal (L.H. Cars)	UE.34497
	Link Spring - Accelerator Pedal (R.H. Cars)	UR.13621
	Hook Spring - Accelerator Pedal (R.H. Cars)	RG.6025



CONTROLSBENTLEY 'T': SILVER SHADOW L.H. CARS

In order to reduce the accelerator pedal load, the length of the rod, which connects the pedal lever to the cross shaft, has been increased and the length of the control rod, from the cross shaft to the compensator mechanism, has been decreased.

The new parts can be used, in sets, for all replacements.

Price indexes are as follows:-

<u>Displaced</u>		<u>New</u>
UR.15129	Rod - Connecting - Accelerator Pedal Lever to Cross Shaft	UR.15589
UE.34521	Control Rod Cross Shaft to Compensator Mechanism	UE.34931

CONTROLS

BENTLEY 'T' : SILVER SHADOW LH. CARS

The following are the chassis numbers to which this modification has been fitted:-\

Standard Saloons : chassis SRX, 2926 and onwards

Coachbuilt Cars : chassis CRX, 3090 and onwards

4.8.21.

PETROL TANKBENTLEY 'T' : SILVER SHADOW

Petrol tanks of modified construction are now being fitted.

In order to fit the new tank, it has been necessary to introduce several new parts and make some minor modifications.

The filler neck of the new tank is shorter than the one formerly fitted and to accommodate this, an adaptor, connected by hoses to the tank and filler head, has been introduced. The adaptor is fitted with connections for the attachment of the vent pipes. It has also been necessary to modify the filler tube cover panel, boot side panel and boot floor carpet. All six holes of the fuel gauge adaptor are now tapped 3.B.A., formerly four were 3.B.A. and two 2.B.A.

Parts are not interchangeable. Piece numbers are as follows:-

<u>DISPLACED</u>		<u>NEW</u>
UR.16302	Assembly-Petrol Tank	UR.16816
	Adaptor Assembly	UR.16655
	Hose - Adaptor to Filler Tube	UR.16653
	Hose - Vent Petrol Tank	UR.16656
UB.14085	Assembly Cover Panel - Filler Tube	UB.18305
UN.10289	Panel - Boot Side - Right-hand	UN.13293
UN.11625	Carpet - Boot Floor	UN.13297
UN.12451	Carpet - Boot Floor (L.W.B. Division cars only)	UN.13302

The following existing parts will also be required:-

RE.6739	Jubilee Clip
UE.34906	"Corbin" Clip

For spares purposes, when existing stocks of petrol tanks have been used up, the new tank will be supplied for all replacements. When a new tank is supplied as a replacement for a car on which it was not original equipment, all the parts required to fit it, will be supplied as a conversion kit, piece number RH.2483.

Details and application of the kit contents are given on the attached illustration. The method of fitting is described in Service Bulletin SY/K1.

- 2 -

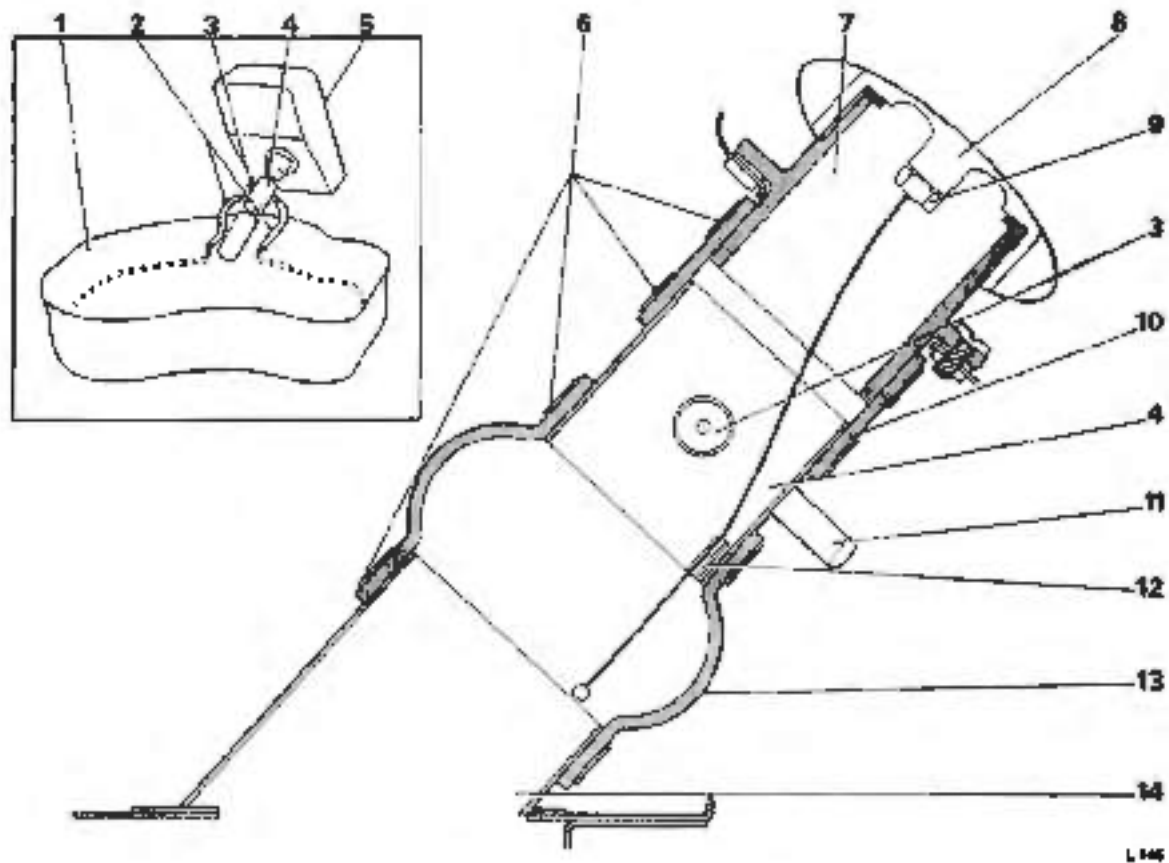


Fig. 1 Arrangement of the new filler tube adaptor assembly

Inset - Showing the position of the filler tube adaptor  
(Hoses deleted for clarity).

- 1 Fuel tank (UR 16816).
- 2 Vent tube hoses (UR 16656) - two required.
- 3 Adaptor for the existing  $\frac{1}{2}$  in. (3,175 mm.) diameter vent pipe.
- 4 The new filler tube adaptor (UR 16655).
- 5 Fuel filler box.
- 6 Worm drive hose clips (RR 6739) - four required.
- 7 Filler tube.
- 8 Filler cap.
- 9 Securing nut for filler cap retaining cable.
- 10 Upper petrol resistant hose (UR 16653).
- 11 Vent tubes.
- 12 Clip for the filler cap retaining cable.
- 13 Convoluted hose (UR 13769).
- 14 Filler neck of the fuel tank.

PETROL TANK

BENTLEY 'T' : SILVER SHADOW

The following are the car numbers to which this modification has been fitted:-

Standard Saloons - Car Serial Number SRH,7694 and onwards.

Coachbuilt Cars - Car Serial Number CRH,7812 and onwards.

Drop Head Coupes - Car Serial Number DRH,7770 and onwards.

Long Wheelbase Cars - Car Serial Number LRX,7492 and onwards.

Spares Information Sheet issued for  
Silver Shadow and Bentley T Series

Section B  
Information Sheet No. 4.8.23  
Page No. 1  
Date 13.4.71

### CARBURETTOR CONTROLS

Changes have recently been made to the control rod and lever (Spares Schedule B 7/4 44 and 26, B 8/6 60 and 46) in order to reduce production costs; the cost saving envisaged has not been realised and the original controls have now been re-introduced.

The modification, shown in Figure 1B, consisted of replacing the jaw by inserting a suitably cranked control rod directly into the lever where it was secured with washers and split pins.

A flanged bush, pressed into the lever, replaces the original distance piece.

Of the new parts, only the flanged bush will continue to be supplied for spares.

If the original rod has to be fitted as a replacement for the new one, a new jaw, bolt and nut will also have to be fitted.

The new lever can be produced from the original by fitting the flanged bush.

Piece numbers are as follows:-

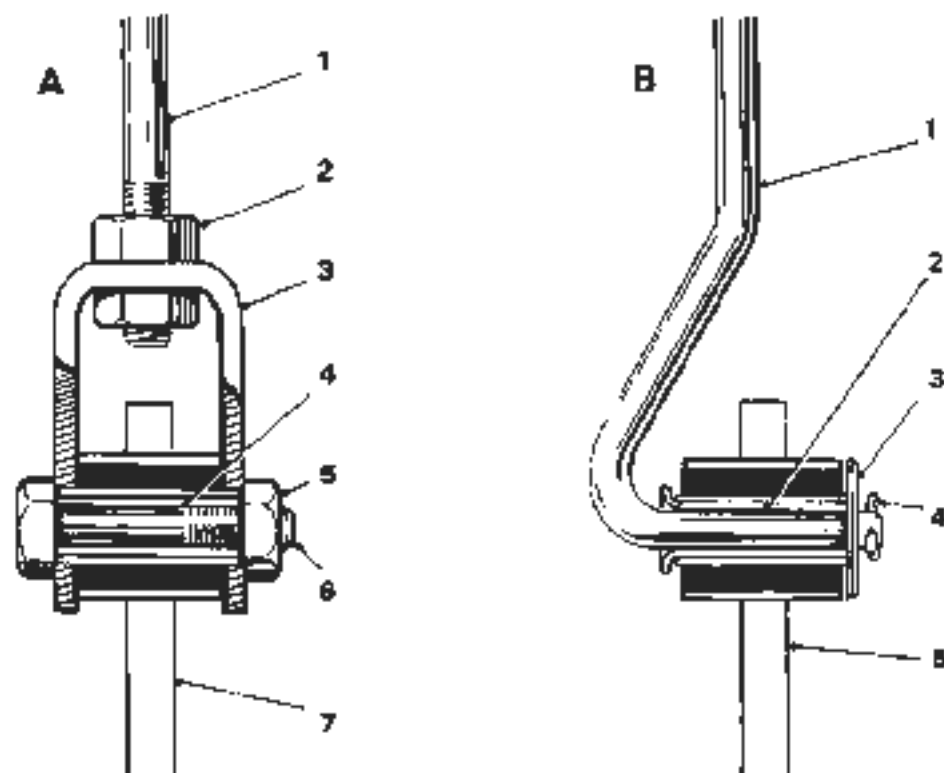
<u>ORIGINAL AND RE-INTRODUCED</u>		<u>NEW AND DISPLACED</u>
UE.1859	Jaw assembly	-
X.4006/Z	Nut-Lock Jaw	-
UE.34952	Control rod	UE.36742
UR.15653	Lever and shaft assembly (Right- hand drive cars)	UE.36744
UR.15605	Lever and shaft assembly (Left- hand drive cars)	UE.36743
RG.5763	Distance piece	-
-	Flanged bush	UE.36741
UA.1503/Z	Bolt-Jaw	-
X.4006/Z	Nut-Bolt	-
-	Split pin	UA.10110/R
-	Washer	UD.10440

CWU/KH

Continued...

Spares Information Sheet issued for  
Silver Shadow and Bentley T Series

Section B  
Information Sheet No 4.B.23  
Page No. 2  
Date 13.4.71



4 251

Fig. 1 Carburettor controls .

A - Original and re-introduced

- 1 UE.34952 - Rod
- 2 X.4006/Z - Nut-lock-jaw
- 3 UE.1859 - Jaw
- 4 RG.5763 - Distance piece
- 5 X.4006/Z - Nut
- 6 UA.1503/Z - Bolt
- 7 Lever and shaft assembly

B - New and displaced

- 1 UE.36742 - Rod
- 2 UE.36741 - Flanged bush
- 3 UD.10440 - Washer
- 4 UA.10110/R - Split pin
- 5 Lever and shaft assembly

4.B.24

HOT IDLE COMPENSATOR VALVEBENTLEY 'T' : SILVER SHADOW

On cars fitted with refrigeration, it is possible in conditions of heavy traffic and extreme heat for the engine idling to be seriously affected; to counteract this a bi-metal compensator valve is now being fitted.

Piece numbers are as follows:-

<u>DISPLACED</u>		<u>NEW</u>
	Assy.-Compensating Valve	UE. 36493
UE. 34068	Mounting Bracket	UE. 36488
UE. 31617	Elbow - Air Induction Manifold	UE. 36419
	Pipe - Air Connection	UE. 36423
	Nut - Air Connection	RB. 22430
	Washer - Air Connection	UE. 36057
	Washer - Plain	UA. 1253/2
	Hose - 'Tee' piece to valve	UE. 36463
	Hose - Air Trunk to valve	UE. 36472
	Set-screw - Body to bracket	UA. 1505/2
	Washer - Body to bracket	X. 4404/2
	Nut - Body to bracket	UA. 11405/2
	Set-screw - Body to Block (2 off)	UA. 1507/2
	Nut - Body to Block (2 off)	UA. 11405

On cars fitted with refrigeration and the Exhaust Emission Control system, the following part is also changed.

<u>DISPLACED</u>		<u>NEW</u>
UE. 34900	Assy.-Pipe - 'Tee' piece to Gulp Valve	UE. 35617

On cars fitted with refrigeration and without the Exhaust Emission Control system the following parts are also changed.

<u>DISPLACED</u>		<u>NEW</u>
UE. 31631	Assy. - 'Tee' piece - Carburettors	UE. 35700
	Assy. - Pipe - Hose to 'Tee' piece	UE. 35620

These parts are not interchangeable.



Spares Information Sheet issued for

BENTLEY T ; SILVER SHADOW

Section B

Information Sheet No. 4.B.30

Page No. 1

Date 8.3.71.

AIR SILENCER

Internal modifications have been made to the air silencer.

Parts are completely interchangeable and piece numbers are as follows:-

DISPLACED

UE 32204

Silencer assembly

NEW

UE 36803

Spares Information Sheet issued for  
BENTLEY T : SILVER SHADOW

Section B  
Information Sheet No. 4. B. 31  
Page No. 1  
Date 9.3.71.

### FUEL SYSTEM

The cork seal, at present supplied with the petrol tank electric gauge unit, has been replaced by a gasket of a changed material specification.

When changing a tank unit, the cork seal should be discarded and the new gasket fitted, however, because of its thinner construction, it will be necessary to fit a washer under the heads of the securing screws to prevent thread binding.

Piece numbers are as follows:-

UR 17396	Gasket
X 9005/Z	Washer

Cwt/KH/NM

Spares Information Sheet issued for  
BENTLEY T : SILVER SHADOW

Section 9  
Information Sheet No. 4.B.33  
Page No. 1  
Date 31.8.71

CARBURETTOR AIR INTAKE RESONATOR

A resonator is now being fitted in the carburettor air intake.

Piece numbers are as follows:-

DISPLACED

UE 36363

Air hose - Silencer to carburettors  
Air trunk - Silencer to resonator  
Air trunk - Resonator to butterfly housing  
Resonator - Air trunk

NEW

-  
UE 36870  
UE 36871  
UE 36964

Spares Information Sheet issued for  
Bentley T Series : Silver Shadow

Section B  
Information Sheet No. 4.B.34  
Page No. 1 of 1  
Date 21st December 1971

CARBURETTOR CONTROLS

An eccentric adjuster is now being fitted on the carburettor link in order to simplify synchronisation of the carburettors.

The new link can be fitted for all replacements provided the eccentric adjuster is supplied.

Piece Numbers are as follows :-

<u>DISPLACED</u>		<u>NEW</u>
UE 34917	Assy. Link connecting carburettors	UE 37335
UE 34918	Pin	
	Eccentric adjuster	UE 37334
	Nut-2 BA-adjuster	UA 11445/Z

Cvt/KH/GL

EXHAUST SYSTEMBENTLEY 'T' : SILVER SHADOW

The exhaust system components on this car are rather long and unwieldy; to such an extent that transportation, particularly overseas, might be difficult.

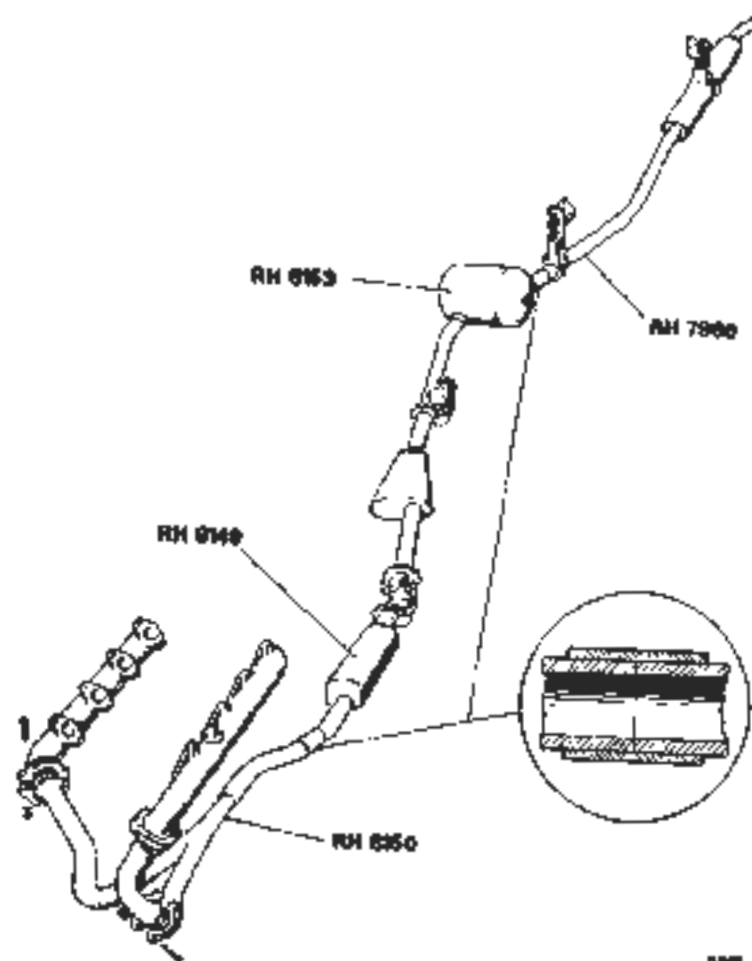


Fig.1 Service exhaust system

Continued...

Re-issued to amend piece numbers.

- 2 -

In order to obviate such problems, the system has been divided into smaller units. The ends of the pipes on these units will be devoid of flanges; collars will be provided to make a welded joint.

If necessary pipes can also be supplied when it is not considered essential to supply the actual silencer unit.

Figure 1 shows the sections which can be supplied for spares.

Piece numbers of the collars are RH.7987 and RH.7988.

4.C.2.

EXHAUST SYSTEMBENTLEY 'T' : SILVER SHADOW

Changes have been made to the method of suspending the rear silencer assembly.

Two mountings, of increased capacity, replace the three originally fitted. The one supporting the rear tail pipe and silencer remains in the same position. The ones formerly positioned to the front and rear of the swirl chamber have been deleted. A single one, without clamp, is now attached directly to a bracket welded on to the silencer. It is mounted to a point on the luggage boot floor.

The three tapped holes, in the final drive cross-member, which were used for exhaust mounting purposes, have been deleted on production cars, however, in the interest of comminisation, final drive cross-members with these holes will continue to be supplied for spares; the holes can be plugged if necessary.

The new exhaust pipes and mounting absorbers will be supplied for all replacements when existing stocks have been used up.

Piece numbers are as follows:-

<u>DISPLACED</u>		<u>NEW</u>
UG 12570	Assy. cross-member - Final drive	UG 12761
UR 15448	Assy. exhaust pipe - Expansion box - Silencer and H.F. Damping box (Standard cars except France)	UR 15694
UR 15474	Assy. exhaust pipe - Expansion box - Silencer and H.F. Damping box (Standard cars France only)	UR 15695
UR 15473	Assy. exhaust pipe - Expansion box - Silencer and H.F. Damping box (L.W.B. cars except France)	UR 15698
UR 15475	Assy. exhaust pipe - Expansion box - Silencer and H.F. Damping box (L.W.B. cars France only)	UR 15699
UR 13357	Assy. absorber - Exhaust mount - Rear silencer	UR 15707
UR 14584	Assy. absorber - Exhaust mount - front silencer	UR 15708
UR 13354	Assy. Clamp - Absorber Stirrup - Intermediate Pipe	
UR 13350	Assy. Clamp - Absorber Stirrup - Tail Pipe	

The following parts will also be required:-

UA 1251/2	Washer
UA 301/2	Nut

CUMMANT CONNECTIONS

BENTLEY 'T': SILVER SHADOW

The method of connecting the gearbox heat exchanger pipe to the heater return pipe has been changed from flared end and nut to Olive and Tube nut.

Piece numbers of parts, which are not interchangeable, are as follows:-

<u>Displaced</u>		<u>New</u>
UE.33690	Assy. Pipe - Heater Return	UE.34183
UE.33697	Pipe - Heat Exchanger Return to Adaptor	UE.34182
	Olive - Heat Exchanger pipe	XB.3006
	Tube Nut - Heat Exchanger Pipe	UE.33698



COOLANT CONNECTIONSBENTLEY 'T': SILVER SHADOW L.H. CARS

The coolant feed to the gearbox heat exchanger is now being taken from the thermostat outlet elbow. This elbow has an additional boss to accommodate the screwed adaptor to which the feed pipe is connected.

The facing at the rear of 'A' bank cylinder head from which the feed was originally taken has been blanked off and a longer hose used to connect the feed pipe to the heat exchanger.

Parts are not interchangeable unless the complete modification is fitted.

Piece numbers are as follows:-

<u>Displaced</u>		<u>New</u>
UE.52639	Outlet - Thermostat	UE.33637
UE.33059	Asy. Feed Pipe - Heat Exchanger	UE.33630
UE.33055	Hose - Heat Exchanger - Feed Pipe	UE.34619
RE.23846	Clip - Heat Exchanger - Feed Pipe	UE.34620
	Clip - Heat Exchanger - Feed Pipe	UE.34622

The following existing parts will also be required:-

UA.5831/Z	Adaptor - Thermostat
XB.1091	Washer - Adaptor
UA.5857/Z	Nut - Pipe
UA.102/Z	Bolt - Clip
UA.1251/Z	Washer
UE.3824	Blanking Cover

The displaced parts:- UE.33055 and RE.23846 are still used in their other applications.

COOLING SYSTEM

BENTLEY 'T' : SILVER SHADOW

The piece number of the Expansion Tank (Spares Schedule Sheets C1 and C2, item 2) has been changed.

At the same time, the opportunity has been taken to provide a boot which covers both coolant probe terminals, replacing the individual boots which have formerly been used.

The new expansion tank should be used for all replacements when stocks have been used up.

It is not necessary to change the boots when a new tank is fitted.

Piece numbers are as follows:-

<u>Displaced</u>		<u>New</u>
UR. 3249	Assy. Expansion Tank - Radiator	UR.15236
UR.14697	Boot - Probe terminals	UR.15238

The following are the chassis numbers to which the above modification has been fitted:-

Standard Saloons - chassis SRX.2401 and onwards.  
Coachbuilt cars - chassis CRX.2537 and onwards.

4.D.9.

COOLANT CONNECTIONSBENTLEY 'T' : SILVER SHADOW

In order to avoid a foul when the new starter motor (see information sheet 4.L.61.) is fitted on left-hand cars, the length of the heat exchanger feed pipe has been increased and the length of the connecting pipe decreased. The petrol drain pipes have also been re-routed.

In the interest of commisionation, the new pipes will also be fitted to right-hand cars which have the torque converter transmission.

When existing stocks have been used up, the new pipes will be supplied for all replacements, however, it will be necessary to cut back the connecting hose when a short feed pipe is replaced by a long one. Connecting hoses are not interchangeable.

Part numbers are as follows:-

DISPLACED

UE.33630	Assy. Heat Exchanger Feed Pipe
UE.34619	Hose - Heat Exchanger Feed
UE.33384	Assy. Manifold Drain Pipe
UE.31376	Sub. Assy. Manifold Drain Pipe
UR.14461	Assy. Petrol Drain Pipe - Lower

NEW

UE.35366
UE.35368
UE.35373
UE.35371
UE.35369

4.D.10.

ENGINE COOLINGBENTLEY 'T' ; SILVER SHADOW(EXCEPT HOME MARKET CARS NOT FITTED WITH REFRIGERATION)

A viscous coupling is now being fitted to the engine cooling fan.

This has necessitated modifications to both the extension cone and fan assemblies.

The length of the extension cone has been decreased and the diameter of the fan mounting hole increased.

Parts are not interchangeable except as complete sets. (see Service Bulletin SY/A4).

Piece numbers are as follows:-

DISPLACEDNEW

UE.32657	Assy. Extension Cone	UE.35510
UE.32635	Assy. Fan	UE.32648
	Viscous Coupling - Fan	UE.32842

The following parts will also be required:-

UA.302/7.	- Nut
UA.1252/2	- Washer

The displaced parts are still required on home market non fridge cars.

The following are the serial numbers of cars to which this modification has been fitted:-

Standard Saloons:- Serial numbers SRH.4404, SRX.4405, SRH.4407, SRH.4409, SRH.4410 and onwards.

Coachbuilt Cars :- Serial numbers CBH.5055, CRH.5057 and onwards.

Special U.S.A. Saloons:- Serial numbers SRX.6381, SBX.6387, SRX.6388, SRX.6390 and onwards.

Special U.S.A. Coachbuilt Cars:- Serial numbers CRX.6384 and onwards.

---

ROLLS-ROYCE LIMITED, PYM'S LANE, CREWE, ENGLAND

---

WATER CONNECTIONSBENTLEY 'T' : SILVER SHADOW

Modifications have been made to the heater return pipe and hose in order to eliminate contact with the hydraulic feed hose.

In effect, the length of pipe, to which the heater return hose is connected, has been increased and the length of the hose decreased.

Parts are not interchangeable unless the complete modification is fitted:-

Piece numbers are as follows:-

<u>DISPLACED</u>		<u>NEW</u>
UE.34183	Assy. Pipe - Heater Return	UE.35835
UE.33701	Hose: Heater Return	UE.35837

The following are the Car Serial Numbers to which this modification has been fitted:-

Standard Saloons - SBH.6851, SRH.6859, SRH.6861, SRH.6863, SRX.6864, SRH.6865, SRX.6866, SRH.6867, SRX.6868, SRX.6870, SRH.6871, SBH.6879, SRX.6880, SRH.6881, SRX.6882, SBH.6883, SRX.6884, SRH.6885, SRH.6886, SRX.6887, SBH.6888, SRX.6889, SRX.6891, SBH.6892, SRX.6894, SRH.6895, SRX.6896, SRX.6898, SRH.6900 and onwards.

Coachbuilt Cars - CRH.6872, CRH.6873, CRH.6934 and onwards less CRH.6937.

Long Wheelbase Cars - LRX.6930 and onwards.

4.D.12.

COOLING SYSTEMBENTLEY 'T' : SILVER SHADOW

The design of the radiator pressure relief valve has been changed. In order to fit the new part, it has been necessary to modify the adaptor in the expansion tank.

At the same time, the opportunity has been taken to fit 10 lbs/sq.in. (0,703 kg/sq.cm) valves, which up to now have been fitted to refrigerated cars only, to all cars.

Parts are not interchangeable and piece numbers are as follows:-

<u>DISPLACED</u>		<u>NEW</u>
UR. 15687	Assy. Expansion Tank - Radiator	UR. 15868
UR. 14755	Pressure Relief Valve - 10 lbs/sq.in. (0,703 kg/sq.cm.)	UR. 16297
UE. 9941	Pressure Relief Valve - 7 lbs/sq.in. (0,492 kg/sq.cm.)	
UE. 3086	Sealing Washer - Relief Valve	UR. 15870

---

**ROLLS-ROYCE LIMITED, PYM'S LANE, CREWE, ENGLAND**

---

Spares Information Sheet

COOLING SYSTEM

BENTLEY 'T' : SILVER SHADOW

The following are the Car Serial Numbers to which this modification has been fitted:-

MODEL

Standard Saloons	-	SRII, 7333 and onwards
Coachbuilt Cars	-	CRH, 7374 and onwards
Convertibles	-	DRX, 7289 and onwards
Long Wheelbase Cars	-	LRX, 7320 and onwards

COOLING SYSTEMBENTLEY 'T' : SILVER SHADOW

Since information sheet 4.D.12 was issued, the poundage of the radiator pressure relief valve has been increased from 10lbs./sq.in. (0.703 kg./sq.cm.) to 15lb./sq.in. (1.054 kg./sq.cm.) .

The valve cover has been modified in order to identify the valve setting.

The new valve will be supplied for all replacements of UR.16297 when existing stocks have been used up. In the meantime, however, the 15lb./sq.in. (1.054 kg./sq.cm.) valve must always be used for replacements on cars to which it was fitted as original equipment.

When a valve of different setting to the original is fitted to a car, the cover should also be changed in order to avoid confusion.

Piece numbers are as follows:-

<u>Displaced</u>		<u>New</u>
UR.16297	Pressure Relief Valve - 10lb./sq.in. (0.703 kg./sq.cm.)	
UR.15285	Cover - Pressure Relief Valve - 10lb./sq.in. (0.703 kg./sq.cm.)	
	Pressure Relief Valve - 15lb./sq.in. (1.054 kg./sq.cm.)	UR.16730
	Cover - Pressure Relief Valve - 15lb./sq.in. (1.054 kg./sq.cm.)	UR.16947

The following are the Car Serial Numbers of cars to which this modification has been fitted:-

Standard Saloons	-	SRH.7824 and onwards,
Coachbuilt Cars	-	CRH.7884 and onwards.
Convertibles	-	DRH.7880 and onwards.
Long Wheelbase Cars	-	LHX.7858 and onwards.



COOLING SYSTEM

BENTLEY 'T' & SILVER SHADOW

It is not intended to make further supplied of UE. 32635 fan assembly available.

The following will be supplied for all replacements:-

UE.35510	Extension Conc Assy	1
UE.32842	Coupling	1
UE.32848	Fan Assembly	1

**Spare Information Sheet issued for**  
**BENTLEY T SERIES AND SILVER SHADOW**

Section D  
 Information Sheet No. 4.D.17  
 Page No. 1  
 Date 4.10.71

COOLANT PUMP (SPARE PARTS LIST C3/5)

A 1.2 to 1 ratio fan is now being fitted to cars with L 410A engine, Car Serial Numbers as below.

In addition to changing the diameter of the fan pulley - the following changes have taken place.

1. A larger diameter viscous coupling.
2. Inner lower edge of fan blades cropped to clear viscous coupling.
3. Water pump outlet reduced to cope with increased speed, by reducing diameter of water pump impellor.
4. Coupling flange replaces spider.

Piece numbers of parts none of which are interchangeable are as follows:-

<u>DISPLACED</u>		<u>NFM</u>
UE 32648	Fan assembly (S.P.L. C3/5 - 39)	UE 36998
UE 32842	Viscous coupling (S.P.L. C3/5 - 40)	UE 37061
UE 32598	Assy. Coolant pump impellor (S.P.L. C3/5 - 3)	UE 37062
UE 33707	Coolant pump assembly (S.P.L. C3/5)	UE 37063
UE 31574	Coupling flange pulley to fan (S.P.L. C3/5 - 14)	UE 37064
UE 34606	Coolant pump pulley (S.P.L. C3/5 - 33)	UE 37065
	Screw, pulley to coupling flange	UE 37097

Car Serial Numbers are as follows for Export cars

Four door saloon	11111, 11113, 11115, 11117, 11119, 11121, 11123, 11125, 11127, 11129, 11131, 11133, 11135, 11196, 11201, 11215, 11219, 11223, 11235, 11190 and onwards.
Coachbuilt cars	11206, 11210, 11238, 11239, 11242, 11284 and onwards.
Long Wheelbase cars	11157 to 11161 inclusive 11163, 11164, 11165, 11246, 11247, 11249, 11250, 11251, 11252, 11253, 11286, 11288 and onwards.

Car Serial Numbers for Home Market cars

Four door saloon	11224 onwards.
Coachbuilt	11275 onwards.
Long Wheelbase	11339 onwards.

Spares Information Sheet issued for  
BENTLEY T SERIES : SILVER SHADOW

Section D  
Information Sheet No. 4.D.18  
Page No. 1 of 1  
Date 22.10.71

COOLANT PUMP (SPARE PARTS LIST C3/5)

Dimensional changes have been made to the coolant pump pulley and flange in order to facilitate machining.

Parts are not interchangeable as separate items, but pulley and flange can be fitted in sets, the original parts will continue to be supplied for spares.

It may be noted that both the complete coolant pumps and the impellor assemblies include the flange, the only additional part required to make these assemblies interchangeable is therefore the pulley.

Part Numbers are as follows:-

<u>DISPLACED</u>		<u>NEW</u>
UE 37063	Coolant pump assembly (SPL C3/5)	UE 37286
UE 37062	Impellor assembly (SPL C3/5 - 3)	UE 37287
UE 37064	Flange - Pulley and fan (SPL C3/5 - 14)	UE 37289
UE 37065	Pulley (SPL C3/5 - 33)	UE 37290

Fitted to Car Serial Numbers.

Four-door Saloons	11894, 11905, 11945, 11949, 11952, 11953, 11955, 11957, 11959, 11960, 11962 and onwards.
Cochbuilt cars	11912, 11915 and onwards.
Long Wheelbase Saloons	11872, 11873, 11917, 11919, 11924 and onwards.

SUSPENSIONBENTLEY 'T': SILVER SHADOW

Improved front shock dampers with increased travel are now being fitted, this has necessitated modifications to the upper and lower fixings.

At the lower end a new ball pin housing has been introduced and the present method of screwed adjustment of the damper stem into the ball pin housing has been dispensed with. Fine adjustment of the damper strut is now obtained by adding 0.004 in. thick distance washers in the present range of thick adjusting washers under the spring seat. At the upper end a standard nut is used to replace the reach nut securing the damper stem to the spring support. A distance piece is fitted immediately below the spring support. The distance piece and screw in the rear cylinder have been changed. The welded on packing on the damp stop bracket and screwed on packing on the rebound stop bracket have been removed.

Spares numbers are as follows:-

<u>Displaced</u>		<u>New</u>
RR.1486	Asy. Front Height Control Ram	UR.1480B
UR.1487	Distance Piece - Ram Cylinder	UR.1209B
UR.1490	Screw - Distance Piece - Ram Cylinder	CA.156/R
RR.1283	Asy. Front Damper	UR.15057
RR.1287	Ball Housing - Damper	UR.11754
	Adjusting Washer (0.004 in. thick)	UR.14733
	Distance Piece - Front Damper	UR.14735
RR.1371	Reach Nut	UA.301/2
RR.1488	Pin - Ball Housing	
UA.302/2	Locknut - Damper to ball housing	
RR.1485	Packing Piece - Rebound Stop	UA.1252/Z
UR.1487	Reach Nut - Rebound Stop	UA.302/Z

The long stroke dampers were introduced on the following chassis numbers:-  
 Six-cyls 1433 - 1434 - 1436 - 1438 to 1442 - 1444 - 1446 - 1448 - 1450 - 1452 -  
 1454 - 1456 - 1458 - 1460 - 1462 and onwards.

Couchill cars:- chassis CRX.1583 and onwards.

Continued...

- 2 -

It should be noted however, that because UR.12931 damper is no longer supplied as a spare and UR.15057 has been supplied for all replacements, the above chassis numbers can only be taken as a very rough guide.

The parts required when replacing UR.12931 by UR.15057 are as follows:-

UR.14735 - Distance Piece  
 UR.14735 - Packing Piece (up to 6 per damper)  
 UR.14731 - Ball Housing  
 UA.304/Z - Nut

On later cars changes were made to the spring support and isolator. The isolator now seats directly onto an increased diameter washer on a modified spring support.

Part numbers are as follows:-

<u>Displaced</u>		<u>New</u>
UR.1436E	Assy. Upper Spring Support	UR.14729
UR.14645	Heavy Washer	UR.14737
UR.12111	Collar - Spacer - Isolator	

These changes were introduced on the following chassis numbers:-

Standard Saloons - Chassis 1529 - 1530 - 1532 and onwards  
 Coachbuilt - Chassis 1648 and onwards

Since the above changes were introduced a heavier damper, to accommodate the variable conditions experienced on European roads, has been introduced. This damper is identifiable by a white paint spot and its part number is UR.15140. It has been fitted on home and European cars from the following chassis numbers:- Standard Saloons - SBU.1926 and onwards. Coachbuilt cars - CBU 1973 - 1975 - 2018 and onwards CBU 1933 - 1936 - 1968 - 1969 - 1976 - 2015 - 2016 - 2019 - 2080 and onwards. UR.15057 will continue to be fitted to all cars destined for U.S.A. and Canada.

As this heavier damper has also been fitted on earlier cars in service, it is again stressed that these chassis numbers can only be taken as a very rough guide.

Continued...

- 3 -

It is essential, therefore, that full details are given when replacement dampers are requested for, should an incorrect damper be fitted the balance of the suspension would be drastically impaired.

Coloured paint spots are used to identify the dampers and this provides the most accurate means of ascertaining the type of dampers fitted to a particular car. With one exception, which is quoted below, the colours must never be mixed.

Piece numbers of the dampers and their applicable colour codes are as follows -

UR.12931 Front Damper (Short Stroke) = White Spot  
UR.15057 - Front Damper (Long Stroke) = Blue Spot or unidentified  
UR.15140 Front Damper (Long Stroke) = White Spot

It must be noted that the setting of the short stroke damper UR.12931 (white spot) is equivalent to the setting of the long stroke damper UR.15057 (blue spot or unidentified). This is the only circumstance when colour codes can be mixed.

It must be clearly understood, that the long stroke damper UR.15140 (white spot) can only be used as a replacement for UR.12931 provided the full set of dampers - front and rear - are also changed. The piece number of the rear dampers to be used in these circumstances is UR.15142. If it is only required to change 1 damper on a car originally fitted with UR.12931 UR.15057 should be fitted.

Service Bulletin SY/111 illustrates the stages of this modification.

- (1) Re-issued to amend typescript and add further information.
- (2) Re-issued to amend typescript and to clarify the use of the various dampers.

4.E.6.

FRONT SUSPENSION

BENTLEY 'T' : SILVER SHADOW

The arrangement of the seals in the Front Height Control Rams has been revised. This has resulted in the deletion of the seepage return pipes, which run from the Rams to their respective connectors.

Reference must be made to Service Bulletin SY/G5 before changing rams.

Piece numbers are as follows:-

DISPLACED

NEW

UR.14808	Assy Rams - Front Height Control	UR.15211
UR.14231	Pipe - RH Front Ram to 3 way connector	
UE.14233	Pipe - LH Front Ram to 4 way connector	

To enable the latest seal arrangement to be included, early type rams (see information sheet 4.E.2) supplied as spares will have the seepage port blanked off or deleted. These also should be fitted in accordance with Bulletin SY/G5.

The following existing part will also be required:-

UR.12790 Blanking Plug

FRONT SUSPENSIONBENTLEY 'T' : SILVER SHADOW

The diameter of the front anti-roll rod has been increased. This has necessitated corresponding increases in the size of the bearing rubbers and securing brackets. A special washer has been introduced under the head of the bracket securing bolts, the bolts having been increased in length to suit. The front height control valve operating bracket, clamp and 'U' bolt have all been modified to accommodate the increased diameter rod.

Parts are not interchangeable.

Piece numbers are as follows:-

<u>DISPLACED</u>		<u>NEW</u>
UR.13804	Anti-Roll Rod - Front Stabiliser	UR.15403
UR.10718	Bearing - Anti-Roll Rod	UR.15520
UR.10713	Bracket - Anti-Roll Rod Bearing	UR.15519
-	Special Washer - Bracket - Anti-Roll Rod	UR.15521
UA.153/Z	Bolt - Bracket - Anti-Roll Rod	UA.154/Z
UR.14795	Assy. Operating Bracket - Front Height Control Valve	UR.15515
UR.13431	Clamp - Operating Lever - Front Height Control Valve	UR.15517
UR.12178	'U' Bolt - Clamp to Anti-Roll Rod	UR.15518

It must be noted that this modification is not applicable to cars exported to U.S.A. and Canada or those fitted with Colonial Type suspension.

The displaced part UR.10713 will still be required in other applications (see Information Sheet 4.F.12).

The following are the car numbers to which this modification has been fitted:-

Standard Saloons car number SRH.4258 and onwards.  
Coachbuilt Cars car number CRH.5011 and onwards.



4.E.11.

FRONT SUSPENSIONBENTLEY T SERIES & SILVER SHADOW

To further simplify the manufacture of the height control ram, changes have been made to the internal sealing arrangements. As a result the wiper seal has been modified; this and the upper seal are now assembled in a single bore in the housing.

The piston sealing plug is retained by means of a single circlip the screw thread having been dispensed with.

The new ram assemblies and the piston complete with sealing plug and circlip, will be supplied for all replacements. Part reference must always be made to Service Bulletin SY/65 before changing rams. The wiper seals are not interchangeable.

Piece Numbers are as follows:

<u>DISPLACED</u>		<u>NEW</u>
UR.15211	Assy. Ram - Front Height Control	UR.15503
UR.12085	Piston - Height Control Ram	UR.15257
LR.12074	Sealing Plug - Piston	UR.15256
	Circlip - Plug Retaining	XB.14027
LR.10679	Wiper Seal - Height Control Ram	UR.15499
XB.14062/Z	Circlip - Seal Retaining	XB.14048
LR.10678	Washer - Retaining	

The following are the chassis numbers to which this modification has been fitted.

Standard Saloons	-	Car number SRH.4129 and onwards
Coachbuilt cars	-	Car number CRH.1063 and onwards
Special U.S.A. cars	-	Car number SRX.6094 and onwards
Drophead Coupe	-	Car number CRX.6060 and onwards

SUSPENSION

BENTLEY 'T' ; SILVER SHADOW

Because of the various changes which have taken place from time to time on both front and rear rams, doubt may sometimes arise as to which is the correct unit to use on a particular car.

The following notes have been written for the guidance of service personnel in the hope that any such doubts will be allayed.

FRONT RAMS

Early cars were fitted with a front ram assembly UR.14566. This was replaced by UR.14808 on the introduction of increased travel dampers (see Spares Information Sheet 4.E.2.). These two rams differ only in the length of the travel limiting distance piece and bolt (see Spares Schedule M.3. Items 8 and 9 etc.). In fact if UR.14566 were not available UR.14808 could be fitted without detriment to performance.

The next change was the deletion of the low pressure return pipe and the secondary seal (see Service Bulletin SY/G5). This made considerably simplified sealing arrangements possible. The piece number of the new ram is UR.15211. It can be used in place of UR.14808.

Sealing arrangements have recently been simplified still further (See Spares Information Sheet 4.E.11.). The new ram UR.15503 can be used for all replacements of UR.15211 and UR.14808.

Service replacement rams may well be hybrid containing parts from all the rams listed above.

Special service numbers have been allocated to them, they are as follows:-

RH.2404 for use as an alternative to UR.14566

RH.2432 for use as an alternative to all others.

SUMMARISING

RH.2404 or UR.14566 is to be used only on the following car numbers:-

Standard Cars 1,000 - 1432, 1435, 1437, 1443, 1445,  
1449, 1451, 1452, 1453, 1455,  
1457, 1461  
Coachbuilt cars prior to 1582

Continued...

NOTE: If some of these cars have been fitted with long stroke dampers in service then of course later rams will be required. (For identification see Service Bulletin SY/RI).

RH.2432, UR.14808, UR.15211 and UR.15503 are to be used on the following car numbers:-

- |                 |   |   |
|-----------------|---|---|
| Standard Cars   | - | 1433, 1434, 1436, 1438 to 1442, 1444, 1446, 1448, 1450, 1452, 1454, 1456, 1458, 1460, 1462 and onwards. |
| Coachbuilt Cars | - | 1583 and onwards.   |

**REAR RAMS**

The original rear ram, piece number UR.14691, was changed soon after the commencement of production in order to ease an assembly problem. The new piece number was UR.14799; the rams are not interchangeable (Spares Information Sheet 4.F.1.). The remaining changes were the same as those already referred to for the front rams. On the deletion of the low pressure pipe the piece numbers changed from UR.14799 to UR.15208 and for the further simplified sealing UR.15208 changed to UR.15502; UR.15502 can be used as an alternative to UR.14799 or UR.15208.

Special Service assemblies are:-

- |         |   |  |
|---------|---|--|
| RH.2405 | - | Alternative to UR.14691.                     |
| RH.2433 | - | Alternative to UR.14799, UR.15208, UR.15502. |

**SUMMARISING**

RH.2405 or UR.14691 to be used only on the following car numbers:-

- |                 |                    |
|-----------------|--------------------|
| Standard Cars   | 1,000 - 1475, 1499 |
| Coachbuilt Cars | - 1625, 1628       |

RH.2433, UR.14799, UR.15208, UR.15502, to be used on the following car numbers:-

- |                 |      |                          |                    |
|-----------------|------|--------------------------|--------------------|
| Standard Cars   | 1476 | -                        | 1498, 1500 onwards |
| Coachbuilt Cars | -    | 1626, 1627, 1629 onwards |                    |

FRONT SUSPENSIONBENTLEY 'T' : SILVER SHADOW

Since Information Sheet 4.E.9. was issued, the piece numbers of the Damper Assemblies have again been changed. At the same time, it has been decided to issue a damper for use in conjunction with the yellow identified rear suspension damper.

The new parts will be supplied for all replacements when existing stocks have been used up.

Piece numbers are as follows:-

<u>Displaced</u>		<u>New</u>
UR.15671	Assy. Damper - Front Suspension (Blue Identification)	-
UR.15673	Assy. Damper - Front Suspension (White Identification)	-
	Assy. Damper - Front Suspension (White Identification)	UR.16330
	Assy. Damper - Front Suspension (Yellow Identification)	UR.16331

Spares Information Sheet issued for  
BENTLEY T : SILVER SHADOW

Section E  
Information Sheet No. 4, E, 15  
Page No. 1  
Date 18.6.71

**FRONT HUBS**

Modifications have been made to the front hubs to accommodate a change in design of the wheel studs.

The studs are now an interference fit in the hub and nuts are no longer required.

Parts are not interchangeable and piece numbers are as follows:-

<u>DISPLACED</u>		<u>NEW</u>
UG. 13164	Assembly Front Hub R.H.	UG. 13014
UG. 13163	Assembly Front Hub L.H.	UG. 13015
UG. 12916	Wheel Stud R.H.	UG. 13012
UG. 12917	Wheel Stud L.H.	UG. 13013
UA. 355/R	Nut Wheel Stud	

Spare Information Sheet issued for  
Bentley T : Silver Shadow

Section E  
Information Sheet No. 4.E.15  
Page No. 1 of 1 (ADDENDUM)  
Date 25 11 71

FRONT HUBS

The following are the Serial Numbers of cars to which this modification has been fitted:-

- 4-Door saloons - SRH 11715, SRH 11729, SRH 11731, SRH 11771,  
SRX 11791, SRX 11795 to SRX 11802 inclusive,  
SRX 11822 to SRH 11835 inclusive.  
SRX 11882 to SRX 11885 inclusive.  
SRH 11887 and all subsequent cars.
- 2-Door saloons - CRX 11840, CRH 11874, CRH 11876 and all  
subsequent cars.
- Convertible cars - DRX 11841, DRX 11875, DRH 11877, DRX 11908  
and all subsequent cars.
- Long Wheelbase - LRX 11857, LRH 11859 and all subsequent cars.  
cars

Cwt/KH/NM

Spares Information Sheet issued for  
BENTLEY T : SILVER SHADOW

Section E  
Information Sheet No. 4.E.16  
Page No. 1  
Date 4.10.71

### FRONT SUSPENSION

Following the deletion of front height control, the opportunity has been taken to simplify the front suspension upper spring assembly and introduce a longer damper.

This has been achieved by deleting the upper damper mounting, spring isolator and spring support assembly and attaching the damper directly to a cast spring pot top cover, which replaces the sheet metal cover that has so far been fitted. The isolator rubbers which up to now have been used on the rear dampers only are now commonised for both front and rear applications.

Parts are not interchangeable; piece numbers are as follows:-

<u>DISPLACED</u>		<u>NEW</u>
UB 21294	Cover - Spring Top - Front Suspension	UR 17050
UR 16330	Assembly Damper - Front Suspension	UR 17649
UR 16331	Assembly Damper - Front Suspension (Cars with Heavy Duty Suspension)	UR 17651
UR 12110	Isolator - Coil Spring	
UR 14729	Assembly Spring Support - Upper	
UR 14732	Washer - Heavy - Front Damper	
UR 11374	Reach Nut - Damper - Upper	
UR 13965	Bolt - Extractor - Front Spring Pots	
UR 16987	Assembly Bracket - Damper Mounting	
UA 161/2	Bolt - Saddle Bracket - Front Spring Pots	
UA 157/2	Bolt - Winged Cap to Cover	
UA 6103/2	Washer - Bolt - Winged Cap to Cover	
UR 13558	Bung - Winged Cap	

The quantities of the following have been revised:-

UA 301/2 Nut, was 14 off now required at 10 off  
UA 6102/2 Washer, was 28 off now required at 2 off

In addition the following existing standard parts will be required:-

UA 156/2	Bolt
UA 153/2	Bolt
UA 105/2	Bolt
UA 1251/2	Washer
UA 1252/2	Washer
UA 104/2	Bolt

Cwt./KH/NM

Spares Information Sheet issued for  
BENTLEY T : SILVER SHADOW

Section E  
Information Sheet No 4.E.16 Adden.  
Page No. 1  
Date 4/10/71

FRONT SUSPENSION

The following are the serial numbers of cars to which this modification has been fitted:-

Four door saloons:-	SRX 11452, SRH 11466, SBH 11498, SRH 11513, SRH 11514, SRH 11515, SRH 11516, SRH 11517, SRX 11518, SRH 11519, SRH 11520, SRX 11521, SRH 11522, SRH 11523, SRH 11524, SRH 11525, SRH 11526, SRX 11527, SRX 11528, SRX 11553, SRX 11554, SRH 11555, SRX 11556, SRX 11557, SBH 11574, SBH 11606, SBH 11608, SBH 11610, SRH 11655, SBH 11656 and all subsequent cars.
Coachbuilt cars:-	CRH 11594, CBX 11650 and all subsequent cars.
Drophead Coupes:-	DRX 11572, DRH 11593, DRX 11595, DRH 11597, DRX 11653, DRX 11654, DRX 11699 and all subsequent cars.
Long Wheelbase:-	LRX 11550, LRH 11551, LRH 11552, LRX 11598, LRX 11599, LRX 11600 and all subsequent cars.



4.F.5.

REAR SUSPENSION

BENTLEY 'T' : SILVER SHADOW

The arrangement of the seals in the Rear Height Control Rams has been revised. This has resulted in the deletion of the seepage return pipes, which run from the rams to their respective connectors.

Reference must be made to Service Bulletin SY/G5 before changing rams.

Part numbers are as follows:-

DISPLACED

NEW

UR.14790	Asay Ram - Rear Height Control	UR.15208
UR.14275	Pipe - L.H. Rear Ram to 4 way connector	
UR.14339	Pipe - R.H. Rear Ram to 4 way connectors	

To enable the latest seal arrangement to be included, early type rams (see information sheet 4.F.1) supplied as spares will have the seepage port blanked off or deleted. These also should be fitted in accordance with Bulletin SY/G5.

The following existing parts will also be required:-

UR.12790 - Blanking Plug  
UR.13852 - Grommet

REAR SUSPENSION

BENTLEY 'T' : SILVER SHADOW

In order that the end yoke to driving shaft tightening torque can be increased, some minor modifications have been made.

The diameter of the end yoke hub has been increased and a corresponding change in dimension has been made in the stub axle.

When stock of the old parts have been used up, the new one will be used for all replacements. This means that when a new yoke is supplied for cars fitted originally with the early yoke a new stub axle must also be provided. No additional parts will be necessary when a new stub axle is required.

Piece numbers are as follows:-

<u>DISPLACED</u>		<u>NEW</u>
UG.12009	Stub Axle LH	UG.12641
UG.12020	Stub Axle RH	UG.12642
UG.12005	End Yoke	UG.12643

4.F.7.

REAR SUSPENSIONBENTLEY 'T'; SILVER SHADOW

Rear Shock Dampers with alternative settings are now available to accommodate the variable conditions experienced on European roads. The dampers are identifiable by coloured paint spots and are fitted in conjunction with the front dampers referred to in Information Sheet 4.E.2.

Part numbers of the dampers and their applicable colour codes are as follows:-

- UR.15058 - Damper - Rear Suspension (Blue Spot or Unidentified)
- UR.15112 - Damper - Rear Suspension (White Spot)
- UR.15141 - Damper - Rear Suspension (Yellow Spot)

It should be noted that the fitting of UR.15142 (White Spot) damper commenced on the following chassis numbers:-

- Standard Saloons - Chassis SBH 1926 and onwards
- Couchbuilt Cars - Chassis CBI 1975 - 1975 - 2016 and onwards, CRF 1933 - 1936 1968 - 1969 - 1976 - 2015 - 2016 - 2119 - 2150 and onwards

This damper however, has been used in conjunction with UR.15140 Front Damper on earlier cars in service, therefore the chassis numbers can only be taken as a very rough guide.

Damper UR.15058 (Blue Spot or Unidentified) can be used for replacements on cars built prior to the chassis numbers quoted above and will continue to be fitted on all cars destined for U.S.A. and Canada.

Damper UR.15141 (Yellow Spot) is a special damper which is only for use in countries where exceptionally rough road conditions predominate.

It is essential that full details are given when replacement dampers are requested as an incorrect fitting will impair the balance of the suspension.

As with front dampers, colour codes must never be mixed except in one single case. If dampers with a white spot are found on a car prior to chassis numbers quoted above they should be replaced by dampers with a blue spot.

REAR SUSPENSION

BENTLEY 'T' ; SILVER SHADOW

Rear Suspension Springs with a higher rating than standard springs are fitted on cars destined for countries in which difficult terrain may be experienced.

These springs are fitted in conjunction with the UR.1514 (Yellow Spot) dampers referred to on Information Sheet 4.F. .

The springs necessitate the use of special seatings and bump stops.

Price numbers are as follows:-

- UR.14650 Spring - Rear Suspension
- UR.15076 Spring Seating - Rear Suspension
- UR.15049 Assy. bump Stop

The springs and rings can be used with all types of SY suspension springs and in the absence of brackets, when struts of UR.1375X are used up, UR.15076 will be supplied for all replacements.

4.F.9.

REAR SUSPENSION

BENTLEY 'T' & SILVER SHADOW

In order to eliminate the need for selective assembly, a rear spring of slightly increased poundage is now being fitted to the driver's side of the car.

The piece number is UR.15713.

1.F.11.  
(Issue 2)

REAR SUSPENSION

BENTLEY 'T' ; SILVER SHADOW

The inner cup washers, which were formerly supplied as a part of the shock damper have been replaced.

At the upper end, the replacement has been brazed to the isolator cone. At the lower end it has been brazed to the mounting bracket (Spares Schedule F1/3 Item 18).

An 'O' ring is inserted between the new cup washer orifice and the damper spindle.

The new parts are interchangeable with the old ones only as complete sets, and, as the latter will no longer be available, the new ones will have to be supplied for all replacements.

If any dampers are supplied with their full complement of cup washers then the two surplus ones should be discarded.

Piece numbers are as follows:-

<u>DISPLACED</u>		<u>NEW</u>
UR.14791	Assy. - Isolator and Cone	UR.15918
UR.13372	Bracket - Damper	-
"	Assy. Bracket - Damper	UR.15919
UR.13373	Packing Piece - Damper Bracket	-

The following existing part will also be required:-

CK.612 - 'O' Ring

The car serial numbers of the cars to which this modification has been fitted are as follows:-

Standard Saloons - Car serial number SRH.4168  
Coachbuilt Cars - Car serial number CBH.4106  
Special U.S.A. Saloons - Car serial number SIX.6122  
Special U.S.A. Coachbuilt Cars - Car serial number CRX.6102

Re-issued to amend piece number.

4.F.12

REAR SUSPENSIONBENTLEY 'T' : SILVER SHADOW

An anti-roll rod has been introduced for the rear suspension of the above cars. The rod is mounted in rubber bearings and is clamped to brackets which are welded onto the cross-member of the rear sub-frame. Sockets have been provided on the trailing arms and the anti-roll rod is connected to them by a link bolt. Clearance for the anti-roll rod has been obtained by re-positioning the rear height control solenoid valve and one solenoid restrictor valve. Some of the hydraulic pipes and electric wires have been re-routed to accommodate the changed position of the valves. At the same time, the opportunity has been taken to use a common restrictor valve in the high and low pressure lines. It has also been necessary to provide a new clamp for the No. 2 exhaust mount; this is now bolted to a re-positioned bracket on the sub frame.

Piece numbers are as follows:-

<u>DISPLACED</u>		<u>NEW</u>
-	Anti-Roll Rod - Rear Stabiliser	UR.14886
-	Bearing - Rear Anti-Roll Rod	UR.15683
-	Bearing Bracket - Rear Anti-Roll Rod	UR.10713
-	Assembly Rear Cross-member	UR.15514
-	Link Bolt Assembly	UR.13778
UR.10456	Bolt - Compliance to Rear Abutment Bracket	UR. 1031
UR.15061	Assy. Trailing Arm and Bush L.H. (Coachbuilt and Drophead Coupés)	UR.15705
UR.15062	Assy. Trailing Arm and Bush R.H. (Coachbuilt and Drophead Coupés)	UR.15704
-	Reach Nut - Link Bolt	UR.15570
-	Pipe-Flexible to 3-Way - L.P. Return	UR.15573
UR.14294	Pipe-Flexible to 3-Way - Solenoid Signal Line	UR.15574
UR.14295	Pipe-Flexible to 3-Way - L.H. Level Valve- Rear	UR.15575
UR.14344	Pipe-3-Way to 3 Way - Solenoid Signal	UR.15576
UR.14345	Pipe-3-Way to 2 x 2-Way - Solenoid Signal	UR.15577
UR.14352	Pipe-L.P. Restrictor Valve to L.H. Levelling Valve	-

Continued...

DISPLACEDNEW

-	Pipe-3-Way to L.H. Levelling Valve	UR.15578
UR.14436	Pipe-Flexible to L.P. Restrictor Valve	-
-	Pipe 3-Way to L.P. Restrictor Valve	UR.15579
UR.14353	Pipe-2 x 2-Way to L.P. Restrictor Valve	UR.15580
UR.14354	Pipe-2 x 2-Way to R.H. Levelling Valve	UR.15581
UR.14355	Pipe-Solenoid Valve to L.P. Restrictor Valve	UR.15582
UR.14343	Pipe-3-Way to L.H. Levelling Valve	UR.15583
UR.14347	Pipe-3-Way to Solenoid Valve	UR.15584
UR.14346	Pipe-2 x 2-Way to R.H. Levelling Valve	UR.15585
UR.14350	Pipe H.P. Restrictor Valve to Solenoid Valve	UR.15586
UR.14349	Pipe-3-Way to H.P. Restrictor Valve	UR.15587
UR.14335	Assy. L.P. Solenoid Restrictor Valve	-
UR.14434	Assy. H.P. Solenoid Restrictor Valve	-
-	Assy. H & L.P. Solenoid Restrictor Valve	UR.15597
UR.13354	Assy. Exhaust Pipe Clamp	UR.15509
UR.15015	Assy. Trailing Arm and Bush L.H.	UR.15701
UR.15006	Assy. Trailing Arm and Bush R.H.	UR.15700
UD.14410	Assy. Valance Loom R.H. (L.H. Drive Cars)	UD.14995
UD.14406	Assy. Valance Loom R.H. (R.H. Drive Cars)	UD.14996
UD.14409	Assy. Valance Loom R.H. (L.H. Drive 1800 Cars)	UD.14998
UD.14408	Assy. Valance Loom R.H. (R.H. Drive 1800 Cars)	UD.14997

It must be noted that this modification is not applicable to cars exported to U.S.A. and Canada or those fitted with Colonial type suspension.

The following existing parts will also be required:-

UR.14501	Clip
UR.14504	Base plate (1k)
UR.14317	Connector, 3-Way
UA.152/Z	Bolt
LA.1252/Z	Washer
UA.1255/Z	Washer
LA.611/Z	Washer
LA.1254/Z	Washer
LA.204/Z	Nut
LA.112/Z	Bolt
LA.106/Z	Bolt

Continued...



4.F.12

- 3 -

The following are the car numbers to which this modification has been fitted:-

Standard Saloons car number SKH.4258 and onwards  
Coachbuilt Cars car number CRH.5011 and onwards

---

**ROLLS-ROYCE LIMITED, PLYM'S LANE, CREWE, ENGLAND**

---

REAR SUSPENSIONBENTLEY 'T' : SILVER SHADOW

To further simplify the manufacture of the height control rams, changes have been made to the internal sealing arrangements. As a result the wiper seal has been modified. The wiper seal and the upper seal are now assembled together, in a single bore, in the housing.

The piston sealing plug is retained by means of a single circlip, the screw thread having been dispensed with.

Four types of ram have now been fitted since the introduction of the 'T' series cars. The first of these, UR.14691, used only on the earliest cars (applicable car numbers are those prior to the ones given on Spares Information Sheet 4.F.1.). This ram and the piston UR.14690, will continue to be supplied.

The remaining three rams are completely interchangeable: they are service replacement items and any of them can, and will be, supplied for spares; before fitting however, reference should always be made to Service Bulletin SY/G5.

Except in the case of the early cars already referred to, the new piston, complete with plug and circlip, UR.15255, will be supplied for all replacements.

Wiper seals are not interchangeable:

Price numbers are as follows:

<u>DISPLACED</u>		<u>NEW</u>
UR.15208	Assy. Ram - Rear Height Control	UR.15502
UR.14790	Piston - Height Control Ram	UR.15253
UR.12074	Sealing Plug - Piston	UR.15256
	Circlip - Plug Retaining	XB.14027
UR.10579	Wiper Seal - Height Control Ram	UR.15499
UR.10578	Retaining Ring - Wiper Seal	
XB.14052/Z	Circlip, Seal Retaining	XB.14048
		Continued...

---

ROLLS-ROYCE LIMITED, FYN'S LANE, CREWE, ENGLAND

---

- 2 -

The following parts although not shown in the Spares Schedule have also been changed:-

UR.15232	Assy. Rear Height Control Ram (Drophead Coupe)	TR.15504
UR.14962	Piston - Height Control Ram (Drophead Coupe)	UR.15254

The following are the car numbers to which this modification has been fitted:-

Standard Saloons	-	Car number SRD.4129 and onwards.
Coachbuilt Cars	-	Car number CRH.4063 and onwards.
Special U.S.A. Cars	-	Car number SRX.6064 and onwards.
Drophead Coupe	-	Car number CRX.6060 and onwards.

REAR SUSPENSION

BENTLEY 'T' & SILVER SHADOW

The Rebound Strap Assy. (Spares Schedule Sheet F1/1, Item 31) is now being produced in thicker gauge material and a new piece number has been allocated.

This has necessitated a minor modification to the Clamping Plate (Spares Schedule Sheet F1/1, Item 32) which has also been allocated a new piece number.

When existing stocks of Rebound Straps have been used up, the new one, together with the new Clamping Plate, will be supplied for all replacements.

In the event of a Clamping Plate being required for spares purposes, the new part will be supplied.

Piece numbers are as follows:-

<u>DISPLACED</u>		<u>NEW</u>
UR.13441	Assy. Rebound Strap - Rear Suspension	UR.15615
UR.13442	Clamping Plate - Rebound Strap	UR.15610

REAR SUB-FRAMEBENTLEY 'T' : SILVER SHADOW

The method of assembling the 'Metalastic' mountings to the torque arm has been revised.

In effect, the lower mounting is fitted reverse side uppermost and a spacer has been introduced between the two mounts. To accommodate this, the mounting bolt has been lengthened and the number of washers used increased from 3 to 4.

Piece numbers are as follows:-

<u>Displaced</u>		<u>New</u>
CK.822	Bolt - 'Metalastic' Mounting	UR.12694
	Spacer - Mounting - Torque Arm	UR.16657

4.F.20  
Addendum

REAR SUB-FRAME

BENTLEY 'T' : SILVER SHADOW

The following are the serial numbers of cars to which this modification has been fitted:-

SH, 8184 and onwards.  
LRH, 8283 and onwards.  
SRX, 9021 and onwards.  
DRX, 9015 and onwards.

---

ROLLS-ROYCE LIMITED, PYM'S LANE, CREWE, ENGLAND

---

4.F.22

REAR SUSPENSIONBENTLEY 'T' : SILVER SHADOW

The method of attaching the hydraulic pipe clips and earth bonding lead to the trailing arms has been changed.

Three flat brackets, welded to the trailing arm, replace the weld studs which were formerly fitted.

This has necessitated re-routing the hydraulic pipes.

Part numbers of the affected parts are as follows:

<u>Displaced</u>		<u>New</u>
UR. 15700	Assy. Trailing Arm R.H.	UR. 16298
UR. 15701	Assy. Trailing Arm L.H.	UR. 16299
UR. 15704	Assy. Trailing Arm R.H. (Convertible)	UR. 16300
UR. 15705	Assy. Trailing Arm L.H. (Convertible)	UR. 16301
UR. 15318	Pipe Assy. Hose R.H. Rear Caliper Distribution Valve.	UR. 15320
UR. 15328	Pipe Assy. Hose R.H. Rear Caliper Master Cylinder.	UR. 16452
UR. 15319	Pipe Assy. Hose L.H. Rear Caliper Distribution Valve.	UR. 15321
UR. 15329	Pipe Assy. Hose L.H. Rear Caliper Master Cylinder.	UR. 16453

The following parts will also be required:

- UA. 1501/Z Bolt - 2 B.A.
- X. 4006/Z Nut - 2 B.A.
- X. 4404/Z Washer - 2 B.A.

REAR SUSPENSIONBENTLEY 'T' : SILVER SHADOW

The method of attaching the hydraulic pipe clips to the rear sub-frame crossmember has been changed.

The weld studs, which formerly provided the clip securing points, have been replaced by attachment brackets, welded to the crossmember. Bridge type clips and sheet metal screws are used to secure the pipes to the abutment brackets, which have been drilled to suit.

The hydraulic pipe from the 3 way connector to the solenoid valve has been re-shaped in order to accommodate a minor adjustment in the position of the connector.

When existing stocks of the displaced parts have been used up, the new ones will be supplied for replacements.

Piece numbers are as follows:-

<u>DISPLACED</u>		<u>NEW</u>
UR.15514	Assembly Crossmember - Rear Sub-Frame	UR.16280
UR.15584	Pipe - 3 way to Solenoid Valve	UR.16474

The following existing parts will also be required:-

UR.14500	Clip - 4 way
UR.14501	Clip - 5 way
UA.7331/Z	Screw
UA.107/Z	Bolt



Section

Information Sheet No. 4.F.25

Page No. 1

Date: 22.12.70.

REAR SUSPENSIONBENTLEY 'T' : SILVER SHADOW

Re-inforcement plates are now being fitted to the rear torque arm assembly. To accommodate this, minor modifications have been made to the torque arm.

Piece numbers are as follows:-

DISPLACED

UR. 13724

Assembly Torque Arm  
 Plate - Re-inforcement  
 Plate - Spacer - Re-inforcement  
 Spacer - Re-inforcement  
 Bolt  
 Washer  
 Nut

NEW

UR. 16642  
 UR. 16643  
 UR. 16644  
 UR. 16645  
 UA. 117/Z  
 UA. 1251/Z  
 UA. 301/Z

For spares purposes, an assembly of torque arm and re-inforcement plates, piece number RH. 2510, will be supplied for all replacements.

However, if the modification described in Spares Information Sheet 4.F.20 has not previously been carried out, it must be incorporated before fitting RH. 2510 as a replacement for UR. 13724.

Spare Information Sheet issued for  
BENTLEY T : SILVER SHADOW

Section F  
Information Sheet No. 4.F.26  
Page No. 1  
Date 16.8.71

### REAR HUBS

Modifications have been made to the rear hubs to accommodate a change in design of the wheel studs.

The studs are now an interference fit in the hub and nuts are no longer required.

Parts are not interchangeable and piece numbers are as follows:-

<u>DISPLACED</u>		<u>NEW</u>
UG.13162	Assembly Rear Hub R.H.	UG.13016
UG.13161	Assembly Rear Hub L.H.	UG.13017
UG.12916	Wheel Stud R.H.	UG.13012
UG.12917	Wheel Stud L.H.	UG.13013
UA.355/R	Nut Wheel Stud	

Spares Information Sheet issued for  
Bentley T : Silver Shadow

Section F  
Information Sheet No. 4.F.26  
Page No. 1 of 1 (ADDENDUM)  
Date 25 11 71

REAR HUBS

The following are the Serial Numbers of cars to which this modification has been fitted:-

- 4-Door saloons - SRH 11625, SHI 11665, SRH 11679, SRH 11710,  
SRI 11716, SRI 11718 to SRH 11728 inclusive,  
SRX 11730, SRX 11732 to SRH 11741 inclusive,  
SRX 11765 to SRX 11770 inclusive,  
SRX 11772 to SRI 11790 inclusive,  
SRI 11792 and all subsequent cars.
- 2-Door saloons - CRH 11757, CRH 11763, CRI 11806, CRI 11810,  
CRH 11812, CBK 11837 and all subsequent cars.
- Convertible cars - DRX 11805, DRI 11807, LRX 11808, DRX 11809,  
DRX 11811, DRI 11836, DRX 11838 and all  
subsequent cars.
- Long Wheelbase cars - LRX 11820, LRH 11842 and all subsequent cars.

Cwt/KJ/AM

Spares Information Sheet issued for  
BENTLEY T ; SILVER SHADOW

Section F  
Information Sheet No. 4.F.27  
Page No. 1  
Date 5/10/71

REAR SUSPENSION

An improved type of end rubber is being fitted to the Damper Assemblies and new piece numbers have been allocated.

The 'O' ring, which has formerly been fitted between the cup washer orifice and the damper spindle, has been deleted.

The new parts will be supplied for all replacements when existing stocks have been used up.

Piece numbers are as follows:-

<u>DISPLACED</u>		<u>NEW</u>
UR 16331	Assembly Damper - Rear Suspension (White Identification)	UR 17650
UR 16332	Assembly Damper - Rear Suspension (Yellow Identification)	UR 17652
UR 16327	Assembly Damper - Rear Suspension (No Identification - For use on Convertibles)	UR 17665

Cwe/XH/AM

TRANSMISSIONBENTLEY 'T' & SILVER SHADOW

Harmonic dampers have been fitted to the final drive crossmember and Metalastic body mounts replace the ones shown in the Spares Catalogue (Sheet G.21, Item 6) on all cars.

Piece numbers are as follows:-

<u>Displaced</u>		<u>New</u>
UG.12148	Body Mounting	UG.12544
UA.1253/Z	Washer - Plain	UA.6104/Z
UR.14377	Bolt - Mounting	UG.12545
UR.14374	Washer - Abutment	UR.13782
UA.306/Z	Nut - Bolt	UA.304/Z
UA.206/Z	Bolt - Mounting	UA.204/Z
	Disc - Damper	UG.12536
	Tapped Disc - Damper	UG.12537
	Mounting Bracket	UG.12591
	Tube - Rubber	UG.12539
	Washer - Rubber .125" Thick	UG.12540
	Washer - Rubber .187" Thick	UG.12541
	Assembly - Backing Plate	UG.12543

(1) Re-issued to amend piece number of Mounting Bracket

TRANSMISSIONBENTLEY 'T': SILVER SHADOW

The three location pins in the Sprag Clutch Drum Assembly (Spares Schedule Sheet G8, Item 21) are no longer necessary and they will no longer be fitted. The corresponding holes in the piston, UG.12287, (Spares Schedule Sheet G8, Item 23) have been deleted.

The new drum can be used for all replacements but the new piston can only be used in conjunction with the new drum.

The complete new Front and Rear Drum and Drum Sprag Clutch Assembly can be used for all replacements.

Piece numbers are as follows:-

<u>Displaced</u>		<u>New</u>
UG.12281	Assy. Front and Rear Drums	UG.12515
UG.12282	Assy. Drum - Sprag Clutch	UG.12516
UG.12283	Assy. Drum and Sleeve - Sprag Clutch	UG.12517
UG.12284	Drum - Sprag Clutch	UG.12518
UG.12287	Piston - Sprag Clutch	UG.12519

FINAL DRIVE

BENTLEY 'T'; SILVER SHADOW

Dowel pins have been fitted into the final drive casing and cover.

The dowel holes in the cover and casing are reamed together and because of this they can only be supplied together as an assembly (piece number RE. 2386).

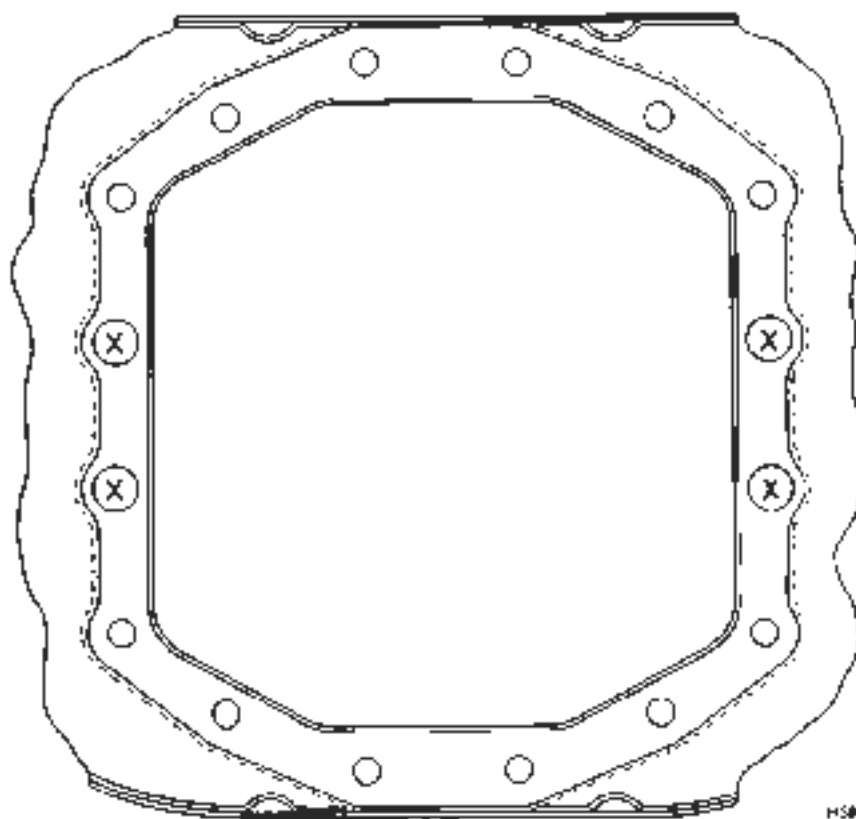


Fig.1 Enlarged holes in final drive cross-member

- 2 -

At the same time the four stud holes in the final drive cross-member, marked X (see Fig.1), have been increased in diameter to provide clearance for the distance washers UR.2165 which are included in RH.2386.

When fitting RH.2386 as a replacement on cars with an unmodified cross-member, it will be necessary to drill the four stud holes in the cross-member to 0.718 in. + 0.010 diameter (see Fig.1) to accommodate the distance washers.

Piece numbers of the affected parts are as follows.

<u>Displaced</u>		<u>New</u>
UG.12079	Assy. Casing - Final Drive	
UG.11601	Cover - Final Drive	
	Assy. Casing and Cover	RH.2386
UG. 1689	Joint - Cover to Casing	UG.12585
UG.12124	Assy. Final Drive Cross-member	UG.12570



TRANSMISSION

BENTLEY 'T'; SILVER SHADOW LH CARS

Changes have been made to the gearbox modulator vacuum adaptor, in the induction manifold, and its connecting pipes.

On some early cars, not fitted with refrigeration, a restrictor may be fitted in the adaptor itself. On later cars the restrictor is always fitted in the connecting pipe to the gearbox.

Adaptors supplied for spares will not be fitted with restrictors. If one is being used to replace a restricted adaptor it is essential that a restricted gearbox pipe is also fitted; failure to do so may result in serious damage to the gearbox.

Piece numbers are as follows:-

<u>Displaced</u>		<u>New</u>
UE.33635	Adaptor - T.V. Vacuum Connection	UE.34166
UE.33633	Assy. T.V. Vacuum Pipe	UE.34195

TRANSMISSIONBENTLEY 'T' : SILVER SHADOW R.H. CARS

Under certain slow running conditions oil occasionally leaks through the gearbox internal breather pipe (Spares Schedule Sheet G.5, Items 9 and 28) and out through the bell housing.

In order to eliminate this an external breather pipe is now being fitted in a different position.

The internal breather is no longer being fitted.

Piece numbers are as follows:-

<u>Displaced</u>		<u>New</u>
1E.5664	Blanking Plug	
UG.12408	Gauze - Breather	
	Breather Pipe	UG.12592
	Clip - Pipe	RD.6082
	Hammer Drive Screw	UG.12292

AUTOMATIC GEARBOX - REVERSE GEAR

BENTLEY 'T': SILVER SHADOW

On a few gearboxes, fitted to SY cars, the depth of the key slot in the outer cone, UG.1413 (Schedule G.11 ref. No.11) is shallower than standard.

In order to accommodate the reduction in depth, a special key, (G.11 ref. No.12), has been provided.

Serial numbers of the gearboxes concerned are SY.250-325 inclusive.

Should it ever be necessary to fit a new key in one of these gearboxes a special one RII.7948 should be ordered.

Should it ever be necessary to fit a new stationary cone, then a new key UG.224 should be fitted.

TRANSMISSIONBENTLEY 'T': SILVER SHADOW R.H. CARS

Minor modifications have been made to the Stationary Cone (Spares Schedule Sheet G.8 item 11) and a new piece number has been allocated. As a result, new piece number has also been allocated to the Output Shaft and Reverse Assembly (Schedule Sheet G.8 above item 1) which includes the modified part.

The new parts should be used for all replacements when existing stocks have been used up.

Piece numbers are as follows:-

<u>Displaced</u>		<u>New</u>
UG.12040	Output Shaft and Reverse Assembly	UG.12650
UG.1413	Cone - Stationary Clutch - Reverse	UG.12651

4.G.19.

TRANSMISSION

BENTLEY 'T' : SILVER SHADOW

Minor alterations have been made to the Gearbox Actuator Slip Ring Assembly (Spares Schedule Sheets G.14 and G.25, above item 29). The depth of the centre counterbore has been increased by .150" which has necessitated the use of shorter screws to attach the slip ring to the output shaft.

The new parts, in sets, should be used for all replacements when existing stocks have been used up.

Piece numbers are as follows:-

DISPLACED

NEW

UG.11290  
UA.6768/2

Assembly Slip Ring  
Screw - Slip Ring to Shaft

UG.12649  
UA.6766/2

---

ROLLS-ROYCE LIMITED, PYM'S LANE, CREWE, ENGLAND

---

TRANSMISSIONBENTLEY T: SILVER SHADOW

A Viscous Damper is now being fitted between the final drive unit and the propeller shaft.

The damper is located on a fine limit spigot diameter, which has been machined on the pinion input flange. To attach the damper and flange to the propeller shaft flange, longer bolts are required, also, the hexagon headed screws which secure the bearing housing to the casing are replaced by socket headed cap screws.

It has also been necessary in order to avoid a foul, to modify the exhaust swirl chamber and intermediate pipe.

The original coupling flange will continue to be supplied for replacements on cars which do not have a Viscous damper fitted. The new exhaust pipes however, will be supplied for all replacements.

Piece numbers are as follows:-

<u>Displaced</u>		<u>New</u>
UG. 2080	Assy. Coupling Flange Pinion	UG.12684
UA.255/Z	Bolt - Propeller Shaft to Coupling Flange	UG.12685
UA 08/Z	Screw - Bearing Housing to Casing	UA.7568
	Pl 1 Washer	UA.1253/Z
UR 13894	Assy. Exhaust Pipe - Expansion Box - Silencer and H.F. Damping Box (Standard cars except France)	UR. 5448
UR 14995	Assy. Exhaust Pipe - Expansion Box - Silencer and H.F. Damping Box (Standard cars France only)	UR.15474
UR 14544	Assy. Exhaust Pipe - Expansion Box - Silencer and H.F. Damping Box (L.W.B. cars except France)	UR.15473
UR.14997	Assy. Exhaust Pipe - Expansion Box - Silencer and H.F. Damping Box (L.W.B. cars French cars only)	UR.15475

Continued...

- 2 -

The displaced parts UA.255/Z and UA.206/Z are still required in their various other applications.

The following are the chassis numbers to which the foregoing modification has been fitted:-

Standard Saloons - Chassis SRX 2330 and onwards.

Coachbuilt - Chassis CBH 2278. CRX 2459 and onwards.

4.G.21.

TRANSMISSIONBENTLEY 'T' & SILVER SHADOW LH CARS

Since Information Sheet 4.G.8. was issued, still further changes have been made to the gearbox modulator vacuum adaptor in the induction manifold and its connecting pipes, affecting both refrigerated and non refrigerated cars.

On non refrigerated cars the restrictor is again fitted in the adaptor itself and not in the connecting pipe as described in Information Sheet 4.G.8.

On refrigerated cars, the restrictor is still fitted in the connecting pipe but has been re-positioned. A new piece number has been allocated to the pipe which can be used for all replacements on these cars. The adaptor in this application is not fitted with a restrictor.

For replacements of adaptors or pipes on non refrigerated cars, an assembly of the new pipe and adaptor will always be supplied. This will eliminate any possibility of damage to the gearbox, which could occur, should an incorrect part be fitted. Piece number of the adaptor and pipe assembly is RH.2415.

Piece numbers of the affected parts are as follows:-

<u>DISPLACED</u>		<u>NEW</u>
UE.34166	Adaptor - TV Vacuum Connection) LH Cars non	RH.2415
UE.34196	Assy. T.V. Vacuum Pipe )refrigerated	
UE.34168	Assy. T.V. Vacuum Pipe (LH refrigerated cars)	UE.34811

The displaced part UE 34166 is still required on left and right hand refrigerated cars.



TRANSMISSION

BENTLEY T<sup>1</sup>; SILVER SHADOW

The piece numbers of the screw and nut (Spares Schedule Sheet G.27, Items 53 and 54) have been changed.

The new parts will be supplied for all replacements in sets of one nut and one bolt.

Piece numbers are as follows:-

Displaced

New

UG.11104      Screw - Trunnion  
UG.11105      Nut - Trunnion

UG.12687  
UG.12688

TRANSMISSIONBENTLEY 'T' ; SILVER SHADOW L.H. GARS

In order to strengthen the electric gear change actuator mounting, a stiffening plate has been welded to the mounting bracket (Spares Schedule Sheet G.25, Item 88) and a new piece number has been allocated. At the same time the diameter of the distance pieces (Schedule Sheet G25, Item 92) has been increased and a heavier washer is fitted below the head of the attachment bolt on the left hand side of the gearbox.

The new parts can be used for all replacements.

Piece numbers are as follows:-

DISPLACED

UG.12389      Mounting Bracket - Actuator  
UG.12390      Distance Piece  
UA.1254/Z      Washer

NEW

UG.12711  
UG.12710  
UA.2055/Z

The displaced part UA.1254/Z is still used below the head of the attachment bolt on the right hand side of the gearbox.

TRANSMISSION

BENTLEY 'T' : SILVER SHADOW

The piece number of the transmission damper (Spares Schedule Sheet G.27/1, Item 89) has been changed.

The new part will be supplied for all replacements.

Piece numbers are as follows:-

DISPLACED

UG. 12685

Transmission Damper

NEW

UG. 12805

TRANSMISSION

BENTLEY 'T' ; SILVER SHADOW

In order to eliminate the possibility of water entering the casing which houses the neutral start micro-switches, the number of screws used to secure the cover to the casing has been increased from four to eight.

Parts are not interchangeable but when existing stocks of casings have been used up, the new one, complete with cover, gasket and the additional screws, will be supplied for replacements.

Piece numbers are as follows:-

DISPLACED

NEW

UG.12376	Casing - Neutral Start Switch	UG.12730
UG.12387	Cover - Casing	UG.12731
UG.12383	Gasket - Casing	UG.12732

Both types of gaskets and covers will continue to be available for spares purposes.

TRANSMISSION

BENTLEY 'T' & SILVER SHADOW

The following are the chassis numbers to which this modification has been fitted:-

Standard Saloons	-	Chassis SRH.4014 and onwards
Coachbuilt Cars	-	Chassis CRX.3941 and onwards
Special U.S.A. Cars	-	Chassis SRX.6066 and onwards

TRANSMISSIONBENTLEY 'T' ; SILVER SHADOW

In order to simplify the method of manufacture, modifications have been made to the final drive pinion and bearing housing. These modifications have necessitated the introduction of a spacer to provide an abutment for the bearings.

The new bearing housing can and will be supplied for all replacements when existing stocks have been used up, pinions, however, are not interchangeable.

Piece numbers are as follows:-

<u>DISPLACED</u>		<u>NEW</u>
UG 2047	Pinion - Prop. Shaft - Rear Axle	UG.12740
UG. 2048	Bearing Housing Pinion	UG.12824
	Spacer - Pinion	UG.12819

The following are the car numbers to which this modification has been fitted:-

Standard Saloons - car number SRH.4231 and onwards

Coachbuilt Cars - car number CRH.5003 and onwards

Special U.S.A.  
Cars - car number SRX.6159 and onwards

4.6.30.

TRANSMISSIONBENTLEY 'T' ; SILVER SHADOW

A cast aluminium undercover has been introduced on cars fitted with the Torque converter transmission, replacing the pressed steel undercover previously fitted.

This has necessitated some minor modifications to the transmission and rear engine mounting plate.

The tapped holes in the transmission to which the undercover is attached, have been increased in diameter and the welded gussets on the rear engine mounting plate have been re-positioned to avoid a foul. Longer setscrews are required to secure the undercover to the adaptor and the oil cooler to its mounting brackets.

Parts are not interchangeable.

Piece numbers are as follows:-

DISPLACEDNEW

UC.12434	Assembly Undercover	UC.12833
UC.12421	Assembly Mounting Plate - Rear Engine	UC.12835
UC.12758	Transmission Assembly	UC.12838
LC.971	Setscrew - Undercover to Transmission	LC.2644
UA.1252/2	Washer	UA.1255/2
UA.155/2	Setscrew - Undercover to Adaptor	UA.157/2
UA.102/2	Setscrew - Oil Cooler	UA.104/2

The following are the car numbers to which this modification has been fitted:-

Standard Saloons	-	Car numbers SBX.4508, SBX.4316 and onwards
L.H. Coachbuilt	-	Car number CRX. 5035 and onwards
R.H. Coachbuilt	-	Car number CBH. 5020 and onwards
Special U.S.A. Cars	-	Car number SBX. 6249 and onwards

TRANSMISSIONBENTLEY 'T' : SILVER SHADOW L.H. CARS

The modification described in Information Sheet 4.G.15 for Canadian export cars only, has now been instructed for all left-hand cars.

At the same time, the opportunity has been taken to simplify the method of manufacture of the front undercover. This had made it possible to delete the rubber seals that were formerly used on Canadian cars.

The new parts will be supplied for all replacements when existing stocks have been used up.

Piece numbers are as follows:-

<u>DISPLACED</u>		<u>NEW</u>
UG.12423	Assy. Transmission	UG.12620
UG.12413	Assy. Undercover - Front	
UG.12595	Assy. Undercover - Front (Canadian Cars)	
	Assy. Undercover - Front	UG.12621
UG.12417	Blanking Plate - Adaptor	UG.126 5
	Cover Plate - Timing Aperture	UG.12598
	Setscrew - Cover Plate	X.1904/Z



4.G.34

TRANSMISSIONBENTLEY 'T' : SILVER SHADOW

Since information sheet 4.G.21 was issued, the arrangement of the vacuum pipes, from the induction manifold to the transmission vacuum modulator control and the refrigeration fast-idle controls, has been simplified. This has been achieved by introducing an additional vacuum tapping in the front of the induction manifold.

By using the front vacuum connection to feed the fast-idle controls and the rear connection to feed the transmission modulator, the two lines have been separated. This has made it possible to commonise the parts used in the fast-idle line on both left and right-hand refrigerated cars. A rubber hose now connects the fast-idle vacuum valve to an adaptor in the manifold; the pipes which were formerly used have been deleted. All left-hand cars, refrigerated and non-refrigerated, are now fitted with a common pipe from the manifold to the transmission vacuum modulator. The restricted adaptor UE.33635 is now fitted in the induction manifold on all L.H. Cars. On non-refrigerated cars, blanking plugs are used in the vacuum tappings.

At the same time the opportunity has been taken to re-route the pipe from the manifold to the transmission vacuum modulator, on left-hand cars and the petrol feed pipe on all cars. The transmission vacuum pipe is now clipped to the dipstick tube; formerly it was clipped to the petrol pipe. A double clip has been introduced to secure the battery cable and petrol pipe to their attachment bracket, replacing the single clips which have previously been used.

The new transmission vacuum control pipe for left-hand non-refrigerated cars only, and the petrol feed pipe and induction manifold will be supplied for all replacements when existing stocks have been used up; it will be necessary to blank off the vacuum tappings in the manifold as required. None of the other parts are interchangeable.

Piece numbers are as follows:-

DISPLACED

UE.31370  
UE.32661

Assy. Induction Manifold  
Assy. Induction Manifold (Refrigerated Cars  
only)  
Adaptor - Vacuum Connection - Fast-Idle  
(Refrigerated Cars only)

NEW

UE.34771  
UE.35289  
UE.34760

Continued...

- 2 -

<u>DISPLACED</u>		<u>NEW</u>
UE.34058	Hose - Vacuum Valve to 'T' Piece (Refrigerated Cars only)	
UE.34811	Assy. T.V. Vacuum Pipe (L.H. Drive Refrigerated Cars)	
UE.34168	Adaptor - T.V. Vacuum Connection (Refrigerated Cars only)	
UE.34199	Pipe - Induction Manifold - Vacuum Unit (R.H. Drive Refrigerated Cars)	
UE.34815	Assy. Pipe - T.V. Vacuum (L.H. Drive Non-refrigerated Cars)	
	Assy. Pipe - T.V. Vacuum (L.H. Cars)	UE.34989
UR.14493	Clip - Vacuum Pipe to Petrol Pipe (L.H. Drive Cars)	
	Clip - Vacuum Pipe to Transmission Dipstick Tube (L.H. Drive Cars)	UR.15079
UR.14467	Assy. Petrol Feed Pipe	UR.15681
UE.3213	Clip - Petrol Pipe	
UR.3289	Clip - Battery Cable (R.H. Cars)	
UD.13488	Clip - Battery Cable (L.H. Cars)	
	Clip - Petrol Pipe and Battery Cable	UR.15680
UR.2139	Bush	UD.13489

The following existing parts will also be required:-

UA.1155/Z	Plug
XB.1078/R	Washer
UE.34059	Hose
UA.1501/Z	Bolt
X.1006/Z	Nut

TRANSMISSION

BENTLEY 'T' : SILVER SHADOW

The piece number of the bolt (Spares Schedule Sheet 4.15.3, Item 38) has been changed.

The new part will be supplied for all replacements in this application.

Piece numbers are as follows:

<u>Displaced</u>		<u>New</u>
WA.1501/Z	Bolt - 2 B.V.	W.1.1/Z

The displaced part is still required in its various other applications.

TRANSMISSION

BENTLEY 'T' : SILVER SHADOW

On cars fitted with the torque convertor transmission, the length of the setscrew, which attaches the actuator mounting bracket stay to the gearbox, has been increased, to accommodate the fitting of a washer below the screw head.

The new setscrew and washer should be used for all replacements in this application.

Piece numbers are as follows:-

<u>Displaced</u>		<u>New</u>
GM.100134	Setscrew	UG.13287
	Washer	UA.1253/2.

The displaced part is still used in all other rear extension to gearbox fixing holes.

4.G.40

TORQUE CONVERTER TRANSMISSION

BENTLEY 'T' : SILVER SHADOW

Commencing with gearbox No. 70-RR-2626 Teflon rings are being fitted on the front servo and front accumulator pistons used on these cars.

These rings are not supplied for spares purposes however, and the original type of ring 8623131 aluminium (front servo) and 8623653 cast iron (front accumulator) should continue to be fitted when necessary.

## Spares Information Sheet issued for

Bentley T : Silver Shadow

Section

Information Sheet No. 4.G.41

Page No 1

Date 11.5.71

TRANSMISSION

On cars fitted with Torque Converter Transmission, the hole centres in the gearbox rear extension, to which the actuator mounting brackets are attached, have been increased by 0.500 in. (12,7 mm.).

To accommodate this, the actuator casing cover has been modified, the holes in the actuator mounting bracket and stay have been elongated and flats machined on the distance pieces.

In order to fit the new gearbox to a car on which it was not original equipment, either the complete modification will have to be carried out, or the rear extension of the new box will have to be replaced by the one removed from the car. In addition, for cars prior to those from Car Serial Number 9000 onwards, it will also be necessary to fit the dowel which is used to locate the neutral start switch mounting bracket.

The new actuator casing cover, mounting brackets and distance pieces are interchangeable.

Piece numbers are as follows:-

<u>DISPLACED</u>		<u>NEW</u>
UG 11263	Cover - Main Casing - Actuator (cars prior to Car Serial No. 9000)	-
UG 13107	Cover - Main Casing - Actuator (cars from Car Serial No. 9000)	-
-	Cover - Main Casing - Actuator	UG 13375
UG 12993	Stay - Bracket - Actuator Mounting	UG 13378
UG 12711	Assembly Mounting Bracket - Actuator	UG 13379
UG 12710	Distance Piece - Actuator Bracket	UG 13382
UG 13328	Assembly Gearbox	UG 13412

The following standard washer:- UA 1254/Z will now be required at 2 off, formerly 1 off UA 1254/Z and 1 off UA 2053/Z were used.

Continued...

Spares Information Sheet issued for

Section  
Information Sheet No. 4.G.41  
Page No. 2  
Date 11.5.71

Bentley T : Silver Shadow

The following are the Car Serial Numbers of cars to which this modification has been fitted:-

Standard Saloons:- SRH 10803, SRH 10805, SRH 10807, SRH 10809,  
SRH 10811, SRX 10812, SRH 10813, SRH 10814,  
SRH 10815, SRH 10830, SRH 10831, SRX 10834  
and onwards.

Coachbuilt Cars:- CBH 10870, DRX 10871, CRH 10872 and onwards.

Long Wheelbase Cars:- LRH 10669, LRX 10877 and onwards.

Spares Information Sheet issued for  
BENTLEY T : SILVER SHADOW

Section G  
Information Sheet No. 4.G.42  
Page No. 1  
Date 24.5.71

### GEARBOX ELECTRIC ACTUATOR

In order to provide adjustment for the micro switches in the gearbox electric actuator, modifications have been made to the casing and contact base assemblies.

Slotted holes in the contact base allow the necessary amount of movement required for switch adjustment, distance pieces being fitted between the switches and base to accommodate the slots. The dowels, which have so far been fitted between the contact base and the casing, have been dispensed with, therefore the locating counterbores in the casing have been deleted.

The new contact base assembly can be used to replace the displaced part, if the distance pieces are also fitted. In this case the existing dowels must be discarded. Casing assemblies are not supplied for spares purposes, the number being included for reference purposes only.

Piece numbers are as follows:

<u>DISPLACED</u>		<u>NEW</u>
UG 13099	Assembly Main Casing - Actuator	UG 13508
UG 13101	Assembly Base - Spring Contacts	UG 13504
	Distance Piece - Micro Switch	UG 13505
UG 13118	Dowel - Base to Casing	



Spares Information Sheet issued for  
BENTLEY T : SILVER SHADOW

Section G  
Information Sheet No. 4.G.43  
Page No 1  
Date 24.5.71

### TRANSMISSION

The thickness of the bearing adjusting washer (Spares Schedule Sheet G.27/2, Item 66) has been increased and the quantity required reduced from 2 off to 1 off.

The new washers will be supplied for all replacements when existing stocks have been used up.

Piece numbers are as follows:-

<u>DISPLACED</u>			<u>NEW</u>
UG 11327	Washer - Adjusting - Bearing - Diff. Housing	0.111 in. (2,81 mm.)	
UG 11328	Washer - Adjusting - Bearing - Diff. Housing	0.114 in. (2,89 mm.)	
UG 11329	Washer - Adjusting - Bearing - Diff. Housing	0.117 in. (2,98 mm.)	
UG 11330	Washer - Adjusting - Bearing - Diff. Housing	0.120 in. (3,04 mm.)	
UG 11331	Washer - Adjusting - Bearing - Diff. Housing	0.123 in. (3,12 mm.)	
UG 11332	Washer - Adjusting - Bearing - Diff. Housing	0.126 in. (3,20 mm.)	
UG 11333	Washer - Adjusting - Bearing - Diff. Housing	0.129 in. (3,27 mm.)	
	Washer - Adjusting - Bearing - Diff. Housing	0.223 in. (5,66 mm.)	UG 13588
	Washer - Adjusting - Bearing - Diff. Housing	0.227 in. (5,76 mm.)	UG 13589
	Washer - Adjusting - Bearing - Diff. Housing	0.231 in. (5,86 mm.)	UG 13590
	Washer - Adjusting - Bearing - Diff. Housing	0.235 in. (5,96 mm.)	UG 13501
	Washer - Adjusting - Bearing - Diff. Housing	0.239 in. (6,07 mm.)	UG 13502
	Washer - Adjusting - Bearing - Diff. Housing	0.243 in. (6,17 mm.)	UG 13503
	Washer - Adjusting - Bearing - Diff. Housing	0.247 in. (6,27 mm.)	UG 13594
	Washer - Adjusting - Bearing - Diff. Housing	0.251 in. (6,37 mm.)	UG 13595
	Washer - Adjusting - Bearing - Diff. Housing	0.255 in. (6,47 mm.)	UG 13596
	Washer - Adjusting - Bearing - Diff. Housing	0.260 in. (6,60 mm.)	UG 13597

Cwt/MH

Spares Information Sheet issued for  
BENTLEY T : SILVER SHADOW

Section G  
Information Sheet No. 4,G,44  
Page No. 1 of 1  
Date 1.11.71

TRANSMISSION

The material specification of the trunnion pin (Spares Schedule Sheet G27/2, Item 6) has been changed and a new piece number allocated.

Because it contains this part, the piece number of the half-shaft assembly (Spares Schedule Sheet G27/2, Item 1) has also been changed.

The new parts will be supplied for all replacements, when existing stocks have been used up.

Piece numbers are as follows:-

DISPLACED

UG 12063  
UG 10006

Assembly-Half-shaft  
Pin - Trunnion

NEW

UG 13686  
UG 13687

Cwt/KH/MM

Spares Information Sheet issued for

Bentley T : Silver Shadow

Section C

Information Sheet No. 4.G.45

Page No. 1 of 1

Date 21 12 71

TRANSMISSION

On cars fitted with the 1971 and 1972 models of the Torque Converter Transmission, the piece number of the Governor Assembly has been changed.

The new part will be supplied for all replacements on the above Transmission models.

Piece numbers are as follows :-

DISPLACED

GM 8627146

Governor Assembly.

NEW

GM 8627441

Cwt/NM

Spares Information Sheet issued for  
Bentley T : Silver Shadow

Section G  
Information Sheet No. 4.G.46  
Page No. 1 of 1  
Date 21 12 71

TRANSMISSION

On cars fitted with the 1971 and 1972 models of the Torque Converter Transmission, the piece number of the Rear Extension Assembly has been changed.

The new part will be supplied for all replacements on the above Transmission models.

Piece numbers are as follows:-

DISPLACED

GM 8627230

Extension Assembly.

NEW

GM 8627005

CWT/NM

4.H.1.

WHEELS AND TYRESBENTLEY 'T' : SILVER SHADOW

In order that tubeless radial ply tyres can be fitted, the design of the road wheel has been changed. New wheel discs and 'Schrader' valves are also required.

The new parts must only be fitted to existing cars in sets of five. This is most important from the safety point of view. Both wheels and discs are identified by two spots of blue paint, these are located on the rear inner rim wall of the wheel and the inner face of the hub nut of the disc.

Piece numbers are as follows:-

UC 12886	-	Road Wheel
UC 13186	-	Assembly - Wheel Disc (Rolls-Royce)
UC 13187	-	Assembly - Wheel Disc (Bentley)
UC 13197	-	'Schrader' Air Valve

The following are the car numbers to which this modification has been fitted:-

Standard Saloons	:-	SRH.5579, SRH.5582, SRH.5588, SRH.5591 and onwards.
Coachbuilt Cars	:-	CRX.6761, DRX.6763, DRX.6764, CRH.6783, CRX.6784 and onwards.
Long Wheelbase Cars	:-	LRX.6712, LRX.6714, LRX.6720, LRX.6744 and onwards.
U.S.A. Cars	:-	SRX.6752, SRX.6754, SRX.6755, SRX.6756, SRX.6757, SRX.6759, SRX.6759, SRX.6771.. SRX.6741 and onwards.

Continued...

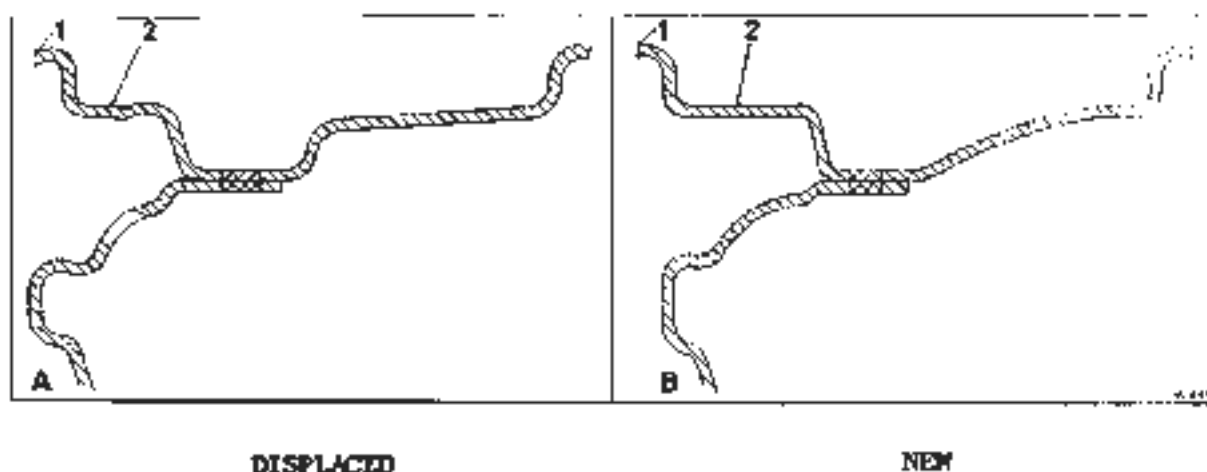


Figure 1. Showing shape of ledge on outer rim for the tyre bead seating.

A - Displaced road wheel  
1 - Outer rim  
2 - Angled seat

B - New road wheel  
1 - Outer rim  
2 - Flat seat

Spares Information Sheet issued for  
BENTLEY 'T' : SILVER SHADOW

Section H  
Information Sheet No. 4.H.2 ISSUE 2  
Page No. 1  
Date 6th April, 1971

### WHEELS AND TYRES

Since Spares Information Sheet 4.H.1 was issued, the wheels and discs have been modified in order to improve disc retention.

In effect, a stainless steel ring, welded to the disc, replaces the claw ring which was formerly fitted. A welded lug on the disc and a 0.500 in. (12,7 mm.) diameter hole in the wheel, are used for location purposes.

The new parts can be used for replacement of those described in Spares Information Sheet 4.H.1. However, where necessary, the locating hole will have to be drilled in the wheel, as described in Service Bulletin SY/R21.

Part numbers are as follows:-

<u>DISPLACED</u>		<u>NEW</u>
UG 12886	Road Wheel.	UG 13160
UG 13186	Assembly-Wheel Disc (Rolls-Royce).	UG 13194
UG 13187	Assembly-Wheel Disc (Bentley).	UG 13195

Re-issued to amend typescript.

Spares Information Sheet issued for  
Bentley T : Silver Shadow

Section H  
Information Sheet No.4.H.3 (Issue 2)  
Page No. 1  
Date 9.11.71

### WHEELS AND TYRES

In order to improve wheel alignment, the clearance tolerance between hub and wheel has been decreased by increasing the hub location diameter.

The new hubs can be used for replacements on cars fitted with the wheels described in Spares Information Sheet 4.H.2, which can be identified by a letter 'A' stamped as a suffix to the manufacturers code LP.920 on one of the disc protruberances; on earlier cars, however, they are not interchangeable.

Piece numbers are as follows:-

#### DISPLACED

UG.12007	Sub Assembly Rear Hub - L.H.
UG.12008	Sub Assembly Rear Hub - R.H.
UG.12169	Assembly Hub - Front - L.H.
UG.12170	Assembly Hub - Front - R.H.

#### NEW

UG.13161
UG.13162
UG.13163
UG.13164

The following are the serial numbers of cars to which this modification has been fitted:-

SRH,8387 and onwards.  
SRX,9075 and onwards.  
DRH,8421 and onwards.  
LRX,9113 and onwards.

In addition the following cars were fitted with new front hubs only:

SRX,9088 and DRX,9102

Re-issued to amend text in second paragraph.



Spares Information Sheet issued for  
 BENTLEY 'T' : SILVER SHADOW  
 (EXCEPT NORTH AMERICA)

Section H  
 Information Sheet No. 4.H.4  
 Page No. 1  
 Date 2nd April, 1971

### WHEELS AND TYRES

Ventilated wheel discs are now being fitted to the above cars.

The new parts, in sets, can be used for replacements of those described in Spares Information Sheets 4.H.1 and 4.H.2, however, where necessary, the road wheel will have to be drilled to accommodate the disc locating lug. Details of this operation are described in Service Bulletin SY/R21.

Piece numbers are as follows:-

#### DISPLACED

UG 13194 Assembly-Wheel Disc (Rolls-Royce)  
 UG 13195 Assembly-Wheel Disc (Bentley)

#### NEW

UC 13476  
 UC 13477

UG 13194/5 will continue to be fitted to, and supplied for, cars destined for North America.

Cwt./KH/AN

Spares Information Sheet issued for  
BENTLEY 'T' : SILVER SHADOW  
(EXCEPT NORTH AMERICA)

Section II  
Information Sheet No. 4.H.4 Addendum  
Page No. 1  
Date 18.5.71

**WHEELS AND TYRES**

The following are the Car Serial Numbers of cars to which this modification has been fitted:-

SEX 10494, SRH 10500 and onwards.

LFX 10563 and onwards.

Cvt/KH

STEERING COLUMN

BENTLEY 'T'; SILVER SHADOW

The part number of the Terminal Blade (Spares Schedule Sheet D.4, Item 19) has been changed.

The new part should be used for all replacements.

Piece numbers are as follows:-

Displaced

New

UR.14381      Terminal Blade - Earth Cable

UR.14971

STEERINGBENTLEY T: SILVER SHADOW

In order to increase the clearance between the cross-beam ball joints and the exhaust system, some minor modifications have been effected.

The ball end pins which connect the cross steering tubes to the cross-beam (Spares Schedule Sheet D7/1 item 14), have been reduced in length and re-secured by a tab washer and lock-nut in place of a castellated nut and split pin. (Spares Schedule Sheet D7/1 item 24 and 25).

The depth of the counterbore in the cross-beam has been increased to accommodate the shorter ball end pin and a drilled hole added to accommodate the tab washer.

Parts are not interchangeable and piece numbers are as follows -

<u>Displaced</u>		<u>New</u>
UR.12748	Ball end pin - cross-beam	UR.15145
UR.14029	Assy. Cross-beam	UR.15146
UA.1104/2	Nut - ball end pin	UA.354/2
UA.10022/2	Split pin - nut ball end pin	
	Tab washer cross-beam	XD.7109

UA.12748, UA.1104/2 and UA.10022/2 are still required to connect the cross steering tubes to the side steering levers and the cross-beam to the pendulum levers

(1) Re-issued to amend Spares Schedule reference.

STEERING

BENTLEY 'T': SILVER SHADOW

The following are the chassis numbers to which this modification has been fitted:-

- Standard Saloons - Chassis 2246 and onwards
- Coochbuilt - Chassis 2191, 2378 and onwards.

4.3.10.

STEERINGBENTLEY 'T'; SILVER SHADOW

A stronger washer is now being used under the head of the setscrew which secures the coupling flange (Spares Schedule Sheet D5, item 20) to the trunnion. The increased thickness of the washer has necessitated the use of a longer setscrew.

At the same time, the opportunity has been taken to provide a stronger mounting for the micro switch operating arm (Spares Schedule Sheets D2 and D3, item 21) by using heavier nuts, washers and screws.

Piece numbers of the affected parts are as follows:-

<u>Displaced</u>		<u>New</u>
UA.1253/Z	Washer - Coupling Flange to Trunnion	UR.15290
UA.206/Z	Bolt - Coupling Flange to Trunnion	UA.206/Z
UA.6866/Z	Screw - 4 B.A. - Operating Arm	UA.6846/Z
X.4003/Z	Nut - Screw - Operating Arm	UA.11403/Z
X.4401/Z	Washer - Screw - Operating Arm	X.4416/Z

With the exception of UA.6866/Z the displaced parts will still be required in their other applications.

4.3.11.

STEERINGBENTLEY 'T' : SILVER SHADOW - REFRIGERATED CARS ONLY

A Saginaw steering pump is now being fitted to the above cars, replacing the Hobourn Eaton pump which has previously been used.

The new pump is on the A bank side and the alternator on B bank side.

The changed pump position has necessitated the introduction of a jockey pulley into the driving belt run; it is supported on a bracket attached to the front engine cover, an increased diameter hole having been provided in the cover and crankcase for this purpose. Additional belt grooves have been provided in the crankshaft and coolant pump pulleys and the compressor has been moved slightly outboard to accommodate the changed run of the driving belts. The new pump requires the use of an oil cooler which is mounted on the channel above the radiator adjacent to the condenser. Steering Pump Hoses, Engine Breathe Pipe, the hydraulic pipe from the front pump to the flexible hose and the pipe from the engine coolant expansion tank to the pump have all had to be re-routed.

Parts are not interchangeable and piece numbers are as follows:-

<u>DISPLACED</u>	<u>NEW</u>
Clip Extension Pipe to Steering Box	UR.15060
Assy. Extension Pipe - Return - Box to Pump (LH drive cars)	UR.15061
Assy. Extension Pipe - Return - Box to pump (RH drive cars)	UR.15062
Clip - Hose Assy. - Pressure - Oil Cooler (RH drive cars)	UR.15074
Distance Piece - Clip - Hose Assy. (RH drive cars)	UR.15075
Assy. Hose - Pressure Line (RH drive cars)	UR.14907
Assy. Hose - Pressure Line (LH drive cars)	UR.14908
Clip - Steering Hose (LH drive cars)	UR.14957

Continued...

DISPLACEDNEW

	Clip - Steering Hose (LH drive cars)	UR.14956
	Oil Cooler - Steering Pump	UE.34280
	Clip - Feed and Return Hose	UE.34289
	Clip - Upper Half - Return Pipe to Body - Oil Cooler RH drive cars)	UE.34431
	Clip - Lower Half - Return Pipe to Body - Oil Cooler RH drive cars)	UE.34432
	Clip - Return Pipe to Body - Oil Cooler (LH drive cars)	UE.34433
	Clip - Return Pipe to Body - Oil Cooler (LH drive cars)	UE.34434
	Pipe - Oil Cooler - Steering Pump	UE.34288
	Clip - Return Pipe - Body - Oil Cooler (LH drive car)	UE.34435
	Pipe - Oil Cooler to Box (LH drive cars)	UE.34286
	Pipe - Oil Cooler to Box (RH drive cars)	UE.34287
	Hose - Connecting - Cooling Pipes	UE.34328
	Hose - Connecting - Oil to Pump	UE.34329
	Hose - Connecting - Pipe to Box (RH drive car)	UE.34330
	Hose - Connecting - Pipe to Box (LH drive cars)	UE.34331
UE.31405	Steering Pump	UE.34307
UE.31390	Pulley - Pump	UE.33150
	Front Plate - Steering Pump	UE.34584
	Distance Piece - Pump to Plate	UE.3042
UE.31344	Assy Support - Pump	UE.34453
	Rear Mounting Plate - Pump	UE.34214
	Stiffen - Mounting Plate	UE.33659
	Distance Piece - Rear Mounting Plate	UE.33860
	Rear Mounting Plate - Pump	UE.33711

Continued.



4.3.11.

- 3 -

<u>DISPLACED</u>		<u>NEW</u>
	Distance Piece - Rear Plate - Pump	UE.33050
	Clamping Stu - Front & Rear Plate	UE.33714
	He-1 Block - Front Pivot Plate	UE.34565
	Assy. Carrier & Pulley	UE.34857
	Pivot Pin - Jockey Pulley - Carrier	UE.34446
UE.33373	Assy. Crankcase	UE.34466
UE.33939	Assy. Front Cover & Mounting Foot	UE.34732
UE.31126	Assy. Twin Vee Belts - C/Shaft, Steering Pump, Compressor	UE.34567
	Assy. Twin Vee Belts - Coolant Pump, C/Shaft, Jockey Pulley	UE.34464
UE.32658	or	
	Assy. Twin Vee Belts - Coolant Pump, C/Shaft, Jockey Pulley	UE.34569
UE.6197	Pulley - Crankshaft	UE.34457
UE.32688	Assy. Oil Filler & Pivot Bracket	UE.34202
	Bracket - Compressor Mounting	UE.33664
UE.33834	Assy. Breather Pipe	UE.33404
UE.33191	Pulley - Alternator	UE.34440
	Swivel Arm - Alternator Adjustment	UE.34439
	Clamping Post - Adjustment	UE.34441
	Strut - Adjusting	UE.34442
	Distance Piece - Short - Pivot	UE.34441
	Vee Belt - Coolant Pump and Alternator	UE.34445
	or	
	Vee Belt - Coolant Pump and Alternator	UE.34568
UE.31575	Assy. Mounting Plate - Front - Compressor	UE.34437
UE.33639	Pulley - Coolant Pump	UE.34456
UE.13280	Assy. Pipe - Expansion Tank to Coolant Pump	UE.34614
UR.14215	Outlet Hose - Expansion Tank to Coolant Pump	UE.34616
	Pipe - Flexible Hose to Front Pump	UR.14784

The following existing parts will also be required:

UR.853	Bush
RE.9418	Jubilee Clip
	or
UR.8054	Jubilee Clip

Continued...

- 4 -

UA .8612/Z	Drill Screw
UA .3 1 Z	Locknut
UA 212/Z	Bolt
UA 102/Z	Bolt
UA .1251/Z	Washer
UA .101/Z	Bolt
UA .157/Z	Bolt
UA .302/Z	Nut
UA 1252/Z	Washer
UA .167/Z	Setscrew

The displaced parts are still required on cars which do not have the Saginaw Pump fitted.

STEERING

BENTLEY 'T' & SILVER SHADOW

The following are the chassis numbers to which this modification has been fitted:-

Standard Saloons : SBX.3002, SRH.2997.  
SRX.2982, SRX.3003.  
SKX.3005 and onwards.

Continuit Cars : Chassis CR1.3132 and onwards.

(1) Re-issued to amend chassis numbers.

STEERINGBENTLEY 'T' : SILVER SHADOW

The steering geometry castor angle has been increased by moving the upper suspension ball joint rearward and the lower suspension ball joint forward of the wheel centre line.

To accommodate this movement, modifications have been made to the front and rear cantilever brackets, the lower triangle lever ball pin housings and the side steering levers.

Parts are not interchangeable.

Piece numbers are as follows:-

<u>DISPLACED</u>		<u>NEW</u>
UR.13970	Side Steering Lever - R.H.	UR.14776
UR.13971	Side Steering Lever - L.H.	UR.14777
UR.13246	Ball Pin Housing - Lower Triangle Lever R.H.	UR.14774
UR.13270	Ball Pin Housing - Lower Triangle Lever L.H.	UR.14775
UR.11034	Bracket - Cantilever - Front R.H.	UR.14778
UR.11035	Bracket - Cantilever - Front L.H.	UR.14779
UR.13185	Bracket - Cantilever - Rear R.H.	UR.14780
UR.13186	Bracket - Cantilever - Rear L.H.	UR.14781

The following are the chassis numbers to which the above modification has been fitted:-

Standard Saloons	:	chassis SBH.3349 and onwards
Coachbuilt Cars	:	chassis CRH.3449 and onwards

STEERINGBENTLEY 'T' : SILVER SHADOW

A universal joint has been introduced below the Metalastik coupling of the lower portion of the steering column.

This has necessitated modifications to the upper and lower links of the steering column and the introduction of an intermediate link. The lower and intermediate links now provide the jaws of the universal joint. The existing 'fitted' bolts in the Metalastik coupling have been replaced by standard bolts.

Parts are not interchangeable.

Piece numbers are as follows:-

<u>DISPLACED</u>		<u>NEW</u>
UR.13767	Bonded Coupling - Steering Column	UR.15428
UR.13745	Link - Lower - Steering Column	UR.15430
UR.13746	Link - Upper - Steering Column	UR.15431
-	Link - Universal to Bonded Coupling	UR.15429
-	Spider - Universal Joint - Steering Column	UR.13636
-	Bearing Housing	UR.13637
-	Seal - Bearing	UR.13638
-	Bearing	UR.13639
-	Circlip - Bearing	XB.14009
UR.13768	Bolt - Links to Coupling	UA.162/Z
	Washer - Bolt - Links to Coupling	UA.1252/Z
UA.302/Z	Nut - Bolt - Links to Coupling	

The following are the car serial numbers to which this modification has been fitted:-

Standard Saloons - Car serial number SR11,4186 and onwards  
Coachbuilt Cars - Car serial number CR11,4107 and onwards

Re-issued to amend piece number.

STEERING

BENTLEY 'T' : SILVER SHADOW

Section N5 page N.35 of the Workshop Manual, under the heading 'Upper Steering Column Thrust Races - To Renew', describes how to replace the top and bottom inner thrust races.

The piece number for them UR.13098, has not been included in the Spares Schedule, but stocks are available and will be supplied on request.

It is pointed out that the limits given in the Workshop Manual must be rigidly maintained and because of this the operation can be described as fairly difficult.

4.1.19.

STEERING

BENTLEY 'T' & SILVER SHADOW

The piece number of the washer (Spares Schedule Sheet D4/1, has been changed.

The new part should be used for all replacements in this application.

Piece numbers are as follows:-

DISPLACED

NEW

X. 4446/Z Washer - Clip - Horn Contact

X. 4401/Z

The displaced part is still required in other applications.

4.J.22.

STEERING WHEEL

BENTLEY 'T' : SILVER SHADOW

The diameter of the steering wheel on cars fitted with an energy absorbing steering column (car serial Numbers 6 000 and onwards) has been reduced by one inch (1").

For spares purposes, both types of steering wheel will continue to be supplied, therefore orders should be placed in accordance with the diameter required

Piece Numbers are as follows

- UR.15546 - Assembly, Steering Wheel - 17in. diameter
- UR.16425 - Assembly, Steering Wheel - 16in. diameter



4.1.23.

DIRECTION INDICATOR SWITCH

BENTLEY 'T' : SILVER SHADOW

The piece Numbers of the direction indicator switches have been changed.

The new parts will be supplied for all replacements when existing stocks have been used up.

The piece Numbers are as follows

<u>DISPLACED</u>		<u>NEW</u>
UR.13703	Direction Indicator Switch (Not North American cars)	UR.16530
UR.14519	Direction Indicator Switch (North American cars only)	UR.16531

SteeringBentley 'T' : Silver Shadow

In order to simplify assembly of the gear selector switch, on cars fitted with a six position actuator, modifications have been made to some of the component parts. These are, the base assembly, insulating plate, supply contact, support bracket assembly, quadrant assembly, selector lever assembly, selector lever spring and the pointer (Spare Schedule Sheet D.3, Items 4, 5, 8, 21, 23, 42, 44, 47 and Sheet D.3/1, Item 41)

In effect, the concentric pin of the base assembly, on which the quadrant rocking arm pivots, has been replaced by an eccentric pin and special nut, to provide a more accurate setting of the selector lever. The geometry of the selector lever has been re-arranged and as a result the intermediate gate stop positions have been changed. The fixing holes in the insulated contact plate and pointer have been elongated to provide a modicum of adjustment, which is accommodated by an increase in the length of the supply contact face. The strength of the selector lever spring has been increased.

At the same time, the opportunity has been taken to reduce the intensity of light in the gearchange selector illumination by replacing the 12 volt 1 watt bulb with a 14 volt .56 watt bulb.

The new pointer, selector lever spring and bulb can be used for all replacements, other parts, however, are not interchangeable.

Piece numbers are as follows:-

<u>Displaced</u>		<u>New</u>
UR.13688	Assy. Base - Gear Selector	UR.15766
	Pivot Pin - Rocking Arm	UR.15764
	Special Nut - Pivot Pin	UR.15765
UR.13677	Insulating Plate	UR.15762
UR.11011	Supply Contact	UR.15761
UR.13690	Assy. Support Bracket	UR.16135
UR.13686	Assy. Quadrant - 6 position	UR.15768
UR.13669	Pointer	UR.15760
UR.13572	Assy. Selector Lever (Special L.H. cars only)	UR.15781
UR.14616	Assy. Selector Lever	UR.15775
UR.13698	Bulb - Gear change selector	UR.15848
UR.12472	Spring - Gear Selector Lever	UR.16140

ROLLS-ROYCE LIMITED, PYM'S LANE, CREWE, ENGLAND

Section

Information Sheet No. 4.J.25

Page No. 1

Date: 4.12.70

STEERING

PHANTOM VI

A new steering pump is now being fitted; it is identical to the current production SY. pump UE. 36935, except that UE.35975 adjusting washer is added.

Complete pumps are interchangeable and piece numbers are as follows:-

DISPLACED

NEW

UE. 35838

Steering Pump

UE. 37039

Spares Information Sheet issued for  
PHANTOM VI

Section J  
Information Sheet No 4.J.26  
Page No. 1  
Date 9.3.71.

STEERING

Minor modifications have been made to the spool valve in order to accommodate the higher pressure which is generated by the Saginaw steering pump.

The new part should be used for all replacements on the above series motor cars, however the displaced part will continue to be supplied and must be used for replacements on earlier series cars, fitted with Hobourn-Eaton steering pumps, to which it was original equipment.

Piece numbers are as follows:-

DISPLACED

NEW

UR 8749

Valve

UR 16206

Cwt/KB

Spares Information Sheet issued for  
BENTLEY T : SILVER SHADOW

Section J  
Information Sheet No. 4.J.27  
Page No 1  
Date 9.3.71.

### STEERING

Minor modifications have been made to the Detroit joint trunion assembly and the end buttons.

In effect, the length of the button spigot has been increased and the bores in the trunion pin deepened.

The new trunion assembly can be used for all replacements, buttons however, are not interchangeable.

Piece numbers are as follows:-

#### DISPLACED

UR 13740            Assembly Trunion - Detroit Joint  
UR 13748            End Button - Pin - Detroit Joint

#### NEW

UR 17410  
UR 17412

Spare Information Sheet issued for  
Bentley T : Silver Shadow

Section J  
Information Sheet No. 4.J.28  
Page No. 1 of 1 (ISSUE 2)  
Date 25 11 71

### STEERING

A steering box with an increased ratio and which operates at higher pressure is now being fitted.

To accommodate this, the steering pump, pressure line hoses and pendulum lever have also been changed. The return pipe extension assembly on right-hand drive cars has been re-routed, and new return pipe retention clips fitted.

The new hoses will be supplied for all replacements when existing stocks have been used up, in the meantime however, they must always be used for replacements on cars to which they were original equipment. Other parts are not interchangeable unless the complete modification is fitted.

Piece numbers are as follows:-

<u>DISPLACED</u>		<u>NEW</u>
UR 15600	Assy. Steering Box - R.H. drive cars	UR 17108
UR 15601	Assy. Steering Box - L.H. drive cars	UR 17109
UE 34307	Assy. Steering Pump	UE 36935
UR 13344	Pendulum Lever - R.H. drive cars	UR 17106
UR 13345	Pendulum Lever - L.H. drive cars	UR 17105
UR 14907	Assy. Hose - Pump to Steering Box - R.H. drive cars	UR 17110
UR 14908	Assy. Hose - Pump to Steering Box - L.H. drive cars	UR 17111
UR 15052	Assy. Extension Pipe - Return - Box to Pump (R.H. drive cars)	UR 17636
UR 15050	Clip - Extension Pipe to Steering Box Clip - Extension Pipe to Steering Box (R.H. drive cars)	UR 17634
	Clip - Extension Pipe to Steering Box (L.H. drive cars)	UR 17635

Re-issued to amend typescript and add further parts and part numbers.

Cwt/KH/AM

Spares Information Sheet issued for  
BENTLEY T : SILVER SHADOW

Section J  
Information Sheet No. 4.J.2B Add.  
Page No. 1  
Date 18.8.71

### STEERING

The following are the Car Serial Numbers of cars to which this modification has been fitted:-

#### LEFT-HAND DRIVE CARS

Four Door Saloons - SRX.11215 and onwards.  
Coachbuilt Cars - DFX.11210, DFX.11277 and onwards.  
Long Wheelbase Cars - LDX.11290 and onwards.

#### RIGHT-HAND DRIVE CARS

Four Door Saloons - SRH.11416, SRH.11450, SRH.11455, SRH.11461, SRH.11463, SRH.11465, SRH.11466, SRH.11470, SRH.11471, SRH.11473, SRH.11474, SRH.11475, SRH.11480, SRH.11481, SRH.11498, SRH.11499, SRH.11501, SRH.11502, SRH.11504, SRH.11505, SRH.11506, SRH.11507, SRH.11508, SRH.11510, SRH.11511, SRH.11513, SRH.11514, SRH.11515, SRH.11516, SRH.11517, SRH.11519, SRH.11520, SRH.11522, SRH.11523, SRH.11524, SRH.11525, SRH.11526, SRH.11532, SRH.11574, SRH.11609, SRH.11610 and onwards.

2-Door Saloons - CRH.11434, CRH.11573, SRH.11596 and onwards.

Convertibles - DRH.11570, DRH.11597 and onwards.

Long Wheelbase Cars - LRH.11535, LRH.11548, LRH.11549, LRH.11551 and onwards.

REAR BRAKESBENTLEY 'T' : SILVER SHADOW

In order to increase the clearance between the caliper assembly and the car body, minor modifications have been effected to the calipers and their associated connecting pipes.

The caliper bridge pipe has been re-routed, the height of the boss which carries the master cylinder feed pipe has been reduced and a shortened bleed screw has been fitted to the power pot. The hydraulic pipes which connect the calipers to the master cylinder and brake pumps have been shortened and re-routed. The union nut on one end of the master cylinder feed pipe has been replaced by a flare nut and is now secured by means of a banjo connection.

The new calipers can be used for all replacements.

Piece numbers are as follows:-

<u>Displaced</u>		<u>New</u>
UG.4478	Caliper - R.H.	UG.12525
UG.4479	Caliper - L.H.	UG.12526
UG.12426	Caliper - R.H.	UG.12528
UG.12427	Caliper - L.H.	UG.12529
UR.14437	Pipe - Flexible to R.H. Caliper - M/C	UR.14742
UR.14439	Pipe - Flexible to L.H. Caliper - M/C	UR.14743
UR.14438	Pipe - Flexible to R.H. Caliper - H/P	UR.14624
UR.14440	Pipe - Flexible to L.H. Caliper - H/P	UR.14625
	Banjo - Rear Caliper	UR.14752
	Banjo Bolt	UR.14753
	Joint Washer	UR.14754
	Bleed Screw	UR.10907



BRAKESBENTLEY 'T': SILVER SHADOW

In order to reduce free play in the brake pedal and to reduce the pedal load, some minor modifications have been effected.

The drilled hole in the pedal lever, to which the operating rod is connected, has been re-positioned and an adjustable external "off stop" has been introduced. To accommodate the reduced amount of brake rod travel, the diameter of the "on stop" rod has been increased by the addition of a distance tube. A cut-out has been provided in the Upper Distribution Valve Body to avoid a foul.

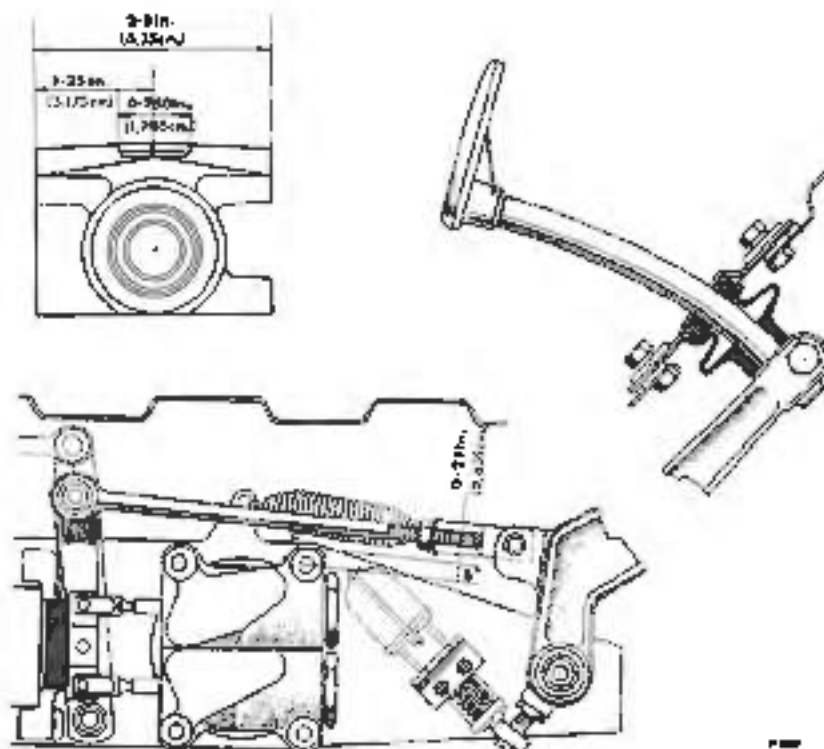


Fig.1 Clearance cut-out on distribution valve (upper)

- 2 -

With the exception of the pedal levers, which are not interchangeable, the new parts should be used for all replacements.

Piece numbers are as follows:-

<u>Displaced</u>		<u>New</u>
UR.13451	Assembly Brake Pedal Lever	UR.14973
UR.14590	Assembly Upper Distribution Valve	UR.14982
UR.13839	Assembly Body - Upper Distribution Valve	UR.14983
UR.13496	Body - Upper Distribution Valve	UR.14981
	Distance Tube - On Stop	UR.14972
UR.13503	Assembly Bracket and Rubber Buffer	UR.14980
UA.1501/2	Bolt, Stop Bracket to Side Plate	XC.153/Z
	Nut - Off Stop Bracket	X.1006
	Setscrew - Off Stop	XC.197
	Washer - Stop Bracket to Side Plate	X.4401/Z

(1) Re-issued to amend text.

BRAKES

BENTLEY 'T' : SILVER SHADOW

There is some doubt about the quantity of pad kits required for servicing the brakes on the above cars.

The quantity of pads in each kit is as follows.

Front	UG.12625 or UG.12431	4 pads in each kit 2 kits per car
Rear	UG.12323 or UG.12430	4 pads in each kit 1 kit per car
Hand brake	CD.4081	4 pads in each kit 1 kit per car

Re-issued to amend quantity.

HAND BRAKEBENTLEY 'T': SILVER SHADOW

In order to improve the performance of the hand brake, modifications have been made to the operating mechanism.

The stroke of the handle has been increased which has necessitated the introduction of a new housing tube and operating rod. To offset the increase of stroke within the car, a shortened pawl mechanism housing and shorter handle have been introduced.

Re-designed upper and lower pivot brackets provide the support for the intermediate levers, (J.S. ref. no. 6 etc.) which are now cranked to increase their mechanical advantage.

A link, attached to the equaliser lever pivot and a bracket bolted to the floor panel, provide the anchorage points for the front pull-off spring. To accommodate the bolts, the floor panel has been modified by drilling additional holes.

The cable abutment brackets which are welded to the rear spring seats have been re-positioned and this, together with modified bellcrank levers accommodates the increased movement of the rear cables.

Piece numbers are as follows:-

<u>Displaced</u>		<u>New</u>
UG.1839	Assy. Cover - Hand Brake	UG.12572
UG.1871	Assy. Roller Carrier	UG.12574
UG.12101	Assy. Cover Tube	UG.12576
	Distance Tube	UG.12578
UG.12099	Assy. Handle	UG.12582
UG.1820	Stop Plate	UG.12581
	Bolt - Pivot Brackets	UG.12583
	Assy. Upper Lever (R.H. Cars)	UG.12612

Continued...

- 2 -

<u>Displaced</u>		<u>New</u>
UG.12185	Assy. Upper Lever (L.H. Cars)	UG.12613
UG.12100	Assy. Lower Lever (R.H. Cars)	UG.12610
UG.12100	Assy. Lower Lever (L.H. Cars)	UG.12611
UG.12090	Assy. Equalising Lever	UG.12588
UG.12104	Upper Pivot Bracket (L.H. Cars)	UG.12603
UG.12105	Upper Pivot Bracket (R.H. Cars)	UG.12602
UG.12189	Operating Lever Bracket	UG.12609
	Anchor Bracket	UG.12605
UG.12527	Link - Return Spring	UG.12606
	Distance Piece	UG.12604
	Distance Piece - Pivot Bracket	UG.12608
	Bottom Pivot Bracket	UG.12614
UR.14873	Assy. Trailing Arm & Bush, L.H. (Park Ward Drop Head Coupe)	UR.15061
UR.14872	Assy. Trailing Arm & Bush R.H. (Park Ward Drop Head Coupe)	UR.15062
UR.14418	Assy. Trailing Arm & Bush, L.H.	UR.15065
UR.14417	Assy. Trailing Arm & Bush, R.H.	UR.15066

The following additional standard parts will also be required:-

XC.153/Z	Bolt - Spring Anchor Bracket
UA.6101/Z	Washer - Spring Anchor Bracket
X.1006/Z	Nut - Spring Anchor Bracket
UA.102/Z	Bolt - Bottom Pivot Bracket
UA.1251/Z	Washer - Pivots
UA.301/Z	Nut - Pivots
UA.104/Z	Bolt - Pivots
UA.108/Z	Bolt - Equaliser Lever

The only parts which are interchangeable are the stop plate and roller carrier. When stocks are used up these can be used for all replacements on all 'S' Series cars.

HANDBRAKE

BENTLEY 'T' : SILVER SHADOW

The following are the chassis numbers to which this modification has been fitted:-

Standard Saloon : - Chassi SBH 2138 and onwards

Coachbuilt: - Chassi GRH.2126, CBH.215 and onwards

BRAKESBENTLEY 'T' : SILVER SHADOW

The method of securing the Upper and Lower Distribution Valves to their mounting plates has been changed.

Special bolts, threaded at the head end only, secure the mounting plate to the valve body; the valve body being tapped on one side only. The bolts are retained by tab washers; location holes for the tab washers are drilled through the mounting plate. The special bolts pass through the valve body and are a fine clearance fit in the mounting plate on the other side of the valve body.

Parts are not interchangeable.

Piece numbers are as follows:-

<u>DISPLACED</u>		<u>NEW</u>
UR.14589	Assy. lower distribution valve	UR.15083
UR.13840	Assy. body - Lower distribution valve	UR.15084
UR.13195	Valve body - Lower distribution valve	UR.15082
UR.14982	Assy. Upper distribution valve	UR.15086
UR.14983	Assy. body - Upper distribution valve	UR. 5087
UR.14981	Valve body - Upper distribution valve	UR.15085
UR.13490	Mounting plate - Power brakes	
	Mounting plate - R.H. - Power brakes	UR.15088
	Mounting plate - L.H. - Power brakes	UR.15089
UE.5216	Special bolt - Distribution valve to mounting plates	
UA.401/2	Slotted nut - Special bolt	
UA.1001/2	Split pin - Special bolt	
	Special bolts - Distribution valve to mounting plates	UR.15090

HYDRAULIC SYSTEMBENTLEY 'T' ; SILVER SHADOW

Changes in the hydraulic system have necessitated re-routing some of the brake pipes. In consequence the colour code of the affected pipes has been changed and new piece number allocated.

In effect the smaller of the two rear wheel cylinders is now actuated by the master cylinder and the larger one by the lower distribution valve; a reversal of the present system.

Details of the affected pipes and their application are as follows:-

<u>Displaced No.</u>	<u>Colour Code</u>	<u>Application</u>	<u>New No.</u>	<u>Colour Code</u>
UR.14742	Green	Pipe-Hose to R.H. Caliper-Upper	UR.15318	Blue
UR.14743	Green	Pipe-Hose to L.H. Caliper-Upper	UR.15319	Blue
UR.14620	Green	Pipe-Outer 3 way to Hose-Outer Bracket (R.H. cars)	UR.15330	Blue
UR.14266	Green	Pipe-2 way to 2 x 2 way (R.H. cars)	UR.15339	Blue
UR.14272	Green	Pipe-2 x 2 way to outer 3 way (R.H. cars)	UR.15340	Blue
UR.14356	Green	Pipe-M/Cyl. to 'G' Conscious Valve		
	...	Pipe-6 way to 'G' Conscious Valve (R.H. cars)	UR.15342	Blue
UR.14357	Green	Pipe-'G' Conscious Valve to 2 way	UR.15343	Blue
UR.14624	Blue	Pipe-Hose to R.H. Caliper-Lower	UR.15328	Green
UR.14625	Blue	Pipe-Hose to L.H. Caliper-Lower	UR.15329	Green
UR.14255	Blue	Pipe-3 way to 2 x 2 way (R.H. cars)		

Continued...



- 2 -

<u>Displaced No.</u>	<u>Colour Code</u>	<u>Application</u>	<u>New No.</u>	<u>Colour Code</u>
		Pipe-4/Cyl to 2 x 2 way (R.H. cars)	UR.15336	Green
UR.14621	Blue	Pipe-Inner 3 way to hose- Inner Bracket (R.H. cars)	UR.15331	Green
UR.14273	Blue	Pipe-2 x 2 way to inner 3 way (R.H. cars)	UR.15341	Green
UR.14444	Green	Pipe-Outer 3 way to hose (L.H. cars)	UR.15332	Blue
UR.14285	Green	Pipe-2 way to 5 x 2 way (L.H. cars)	UR.15345	Blue
		Pipe-G Conscious Valve to 7 x 2 way (L.H. cars)	UR.15347	Blue
UR.14341	Green	Pipe-5 x 2 way to Outer 3 way (L.H. cars)	UR.15346	Blue
UR.14445	Blue	Pipe-Inner 3 way to hose (L.H. cars)	UR.15335	Green
UR.14284	Blue	Pipe-7 x 2 way to 5 x 2 way (L.H. cars)		
		Pipe-2 way to 5 x 2 way (L.H. cars)	UR.15344	Green
		Pipe-M/Cyl to 2 way (L.H. car 1)	UR.15346	Green
UR.14312	Blue	Pipe-5 x 2 way to inner 3 way (L.H. cars)	UR.15349	Green
UR.14455	Green	Pipe-2 way to 2 x 2 way (R.H. L.W.B. cars)	UR.15351	Blue
UR.14454	Blue	Pipe-5 way to 2 x 2 way (R.H. L.W.B. cars)		
		Pipe-M/Cyl to 2 x 2 way (R.H. L.W.B. cars)	UR.15350	Green
UR.14812	Green	Pipe-2 way to 5 x 2 way (L.H. L.W.B. cars)	UR.15353	Blue
UR.14811	Blue	Pipe-7 x 2 way to 5 x 2 way (L.H. L.W.B. cars)		
		Pipe-2 way to 5 x 2 way (L.H. L.W.B. cars)	UR.15352	Green

Further details are given on Service Bulletin SY/58.

BRAKESBENTLEY 'T' : SILVER SHADOW

Minor modifications have been made to the Rear Brake Calipers (Spare Schedule Sheet J.8, Items 1 and 4) and new piece numbers have been allocated.

In effect, the inner and outer clamping levers, which formerly were individual items, have been made into assemblies. Spring pins are used to attach the assemblies to the pivot pins, replacing the split pins that were formerly fitted. Holes have been provided in the pivot pins to accommodate the spring pins. In addition, anti-rattle springs and a clutch ring to assist the handbrake automatic adjustment, are included in the new caliper assemblies.

In the interests of economy, the new parts will be supplied for all replacements when existing stocks have been used up, however it will be necessary to fit new pivot and spring pins when replacing early type clamping levers with the new parts.

Piece numbers are as follows:-

<u>DISPLACED</u>		<u>NEW</u>
UG. 12525	Ass: Caliper - R.H. (Ferodo)	UG. 12666
UG. 12526	Ass: Caliper - L.H. (Ferodo)	UG. 12667
UG. 12528	Ass: Caliper - R.H. (Mintex)	UG. 12668
UG. 12529	Ass: Caliper - L.H. (Mintex)	UG. 12669
CD. 4089	Pivot Pin - Clamping Lever	CD. 5042
CD. 4086	Clamping Lever - Outer	
CD. 4087	Clamping Lever - Inner L.H.	
CD. 4088	Clamping Lever - Inner R.H.	
	Ass: Clamping Lever - Outer	CD. 5041
	Ass: Clamping Lever - Inner	CD. 5040
	Spring Pin	CD. 5043

BRAKES

BENTLEY 'T' : SILVER SHADOW

The following are the chassis numbers to which this modification has been fitted:-

Standard Saloons RH. Drive:- chassis SRH. 2890 and onwards.  
Standard Saloons LH. Drive:- chassis SRX. 2969 and onwards.  
Coachbuilt Cars:- chassis CBH. 2995 and onwards.

HYDRAULIC SYSTEMBENTLEY 'T' ; SILVER SHADOW

Rubber boots are now being fitted, to the front height control linkage ball joints, in order to protect them from corrosive elements on the roads.

Boots are already fitted on the rear height control linkage and the same parts have been used wherever possible; these are the ball jointbody, the ball joint thrust pad, and the rubber boot.

None of the parts are interchangeable.

Piece numbers are as follows:-

<u>DISPLACED</u>		<u>NEW</u>
LR. 14111	Assy Operating Lever - front H.C.V	UR. 14792
LR. 13424	Assy Operating Lever - Lower	UR. 14795
UE. 32225	Body - Ball Joint	UR. 13865
RE. 16134	Adjusting Screw - Ball Joint	UR. 14794
RE. 3520	Bolt - Ball Joint	
RE. 3667	Nut - Ball Joint	
LR. 14110	Operating Rod - Front H.C.V	UR. 12215
	Pad - Ball Joint	UR. 13868
	Dust Cover - Ball Joint	UR. 13869

The following standard parts will also be required:-

- UA. 351/2 - Nut
- X. 4307/2 - Nut

HYDRAULIC SYSTEM

BENTLEY 'T' ; SILVER SHADOW

The following are the chassis numbers to which this modification has been fitted:-

Standard Saloons ; chassis SRH, 3123 and onwards.

HYDRAULIC SYSTEMBENTLEY 'T' : SILVER SHADOW

The revised seal arrangement in the front and rear height control rams, (Information Sheets 4.E.6, and 4.F.5.) have made it possible to re-route some of the hydraulic pipes and delete two unnecessary 4-way connectors and five blanking plugs. All the new pipes have been increased in length and are not interchangeable.

Piece numbers of the affected parts are as follows:-

<u>DISPLACED</u>		<u>NEW</u>
UR.14229	Pipe - Roll Restrictor Valve to 4-way - Return	UR.15356
UR.14234	Pipe - 4-way to 4-way - Return	
	Pipe - 3-way to Flexible - Front Level Return, RH. Cars	UR.15335
UR.14244	Pipe - 4-way to Flexible - Front Level Return, LH. Cars	UR.15334
UR.14274	Pipe - 3 x 2 way to 4-way - Rear Level Return	
	Pipe - 3 x 2 way to Flexible-Return (RH Cars)	UR.15338
	Pipe - 5 x 2 way to Flexible-Return (LH Cars)	
UR.14291	Pipe - 4-way to Flexible-Rear Level Return	
UR.12780	Blanking Plug	
UR.14316	4-way Connector (2 off)	
UR.14213	Ass: Bracket-Connector (2 off)	

The following are the chassis numbers to which above modification has been fitted:-

Std. Saloons:-	Chassis SRH.29 onwards
Coachbuilt Cars:-	Chassis CRH.29.4 and onwards less CRX 3008.
Long Wheelbase Cars:-	Chassis 2719 onwards

---

ROLLS-ROYCE LIMITED, PYM'S LANE, CREWE, ENGLAND

---

HANDBRAKEBENTLEY 'T' : SILVER SHADOW

Since information sheet 4.K.11 was issued, the efficiency of the handbrake has been further improved by modification to the caliper connecting links and operating levers.

The connecting links are now produced from a heavier gauge material and the distance between the hole centre has been increased. The hole centres in the operating levers have been modified to suit. Longer clevis pins and crinkle washers are used to accommodate the increased thickness of the connecting links.

Parts are not interchangeable unless the complete modification is fitted.

Piece numbers are as follows:-

<u>DISPLACED</u>		<u>NEW</u>
UG.12186	Link - Caliper - R.H.	UG.12756
UG.12187	Link - Caliper - L.H.	UG.12757
UG.12609	Operating Lever - Handbrake	UG.12755
X.6605/Z	Pin - Clevis	X.6607/Z
	Crinkle Washer - Links - Operating Lever	UG.12800

The displaced part X.6605/Z is still used to connect the handbrake cable to the operating lever.

The following are the chassis numbers to which this modification has been fitted:-

Standard Saloons	Chassis SRX.3264 and onwards
Coachbuilt Cars	Chassis CRH.3401 and onwards

(1) Re-issued to amend typescript.

BRAKE ACTUATION MECHANISM

BENTLEY 'T' & SILVER SHADOW

Production cars are not fitted with the fulcrum pin retaining clips referred to in Service Bulletin SY/C15.

Instead two retaining plates which span both pins are used. The washers (Spares Schedule Sheet J.5/2, Item 26) are dispensed with.

Piece numbers are as follows:-

DISPLACED

NEW

UR.8295

Washer - Pins - Balance Lever  
Retaining Plate - Pins - Balance Lever

UR.15801



BRAKE ACTUATION MECHANISMBENTLEY 'T' : SILVER SHADOW

Production cars are not fitted with the fulcrum pin retaining clips referred to in Service Bulletin SY/G.15.

Instead, modifications have been made to the pivot pins and links: the pins of the master cylinder and inner lever links are now secured by collars and split pins. A new pin with stepped diameters is fitted in the balance lever, axial restraint for it being provided by the retaining plates referred to in Information Sheet 4.K.29.

Parts are not interchangeable and piece numbers are as follows:-

<u>DISPLACED</u>		<u>NEW</u>
UR.8301	Assembly Balance Lever	UR.15815
	Pin - Balance Lever	UR.15817
UR.13166	Assembly Link - Master Cylinder	
	Link - Adjusting - Master Cylinder	UR.15818
UR.13508	Assembly Link - Lever Inner - Master Cylinder	
	Link - Lever Inner - Master Cylinder	UR.15819
	Pin - Links	UR.15820
	Collar - Links	XC.1179/Z
	Split Pin	OA.10014/Z

The following are the chassis numbers to which this modification has been fitted:-

- Standard Saloons - Chassis SRH.4084 and onwards
- Coachbuilt Cars - Chassis CBH.4066 and onwards

BRAKE PUMPSBENTLEY 'T' ; SILVER SHADOW

The method of connecting the feed pipe to the brake pump has been changed from an olive and nut to a flared end and nut.

Both types of pump will be supplied for replacements and because of this, it may be necessary to take one of two courses. Either the feed pipe can be changed, or alternatively the barrel of the pump can be changed.

One of four pipes could be required and it is considered uneconomical to supply pipes with every pump.

Distributors should hold stocks of each pipe, or failing this, request the appropriate one when ordering a pump.

Piece numbers are as follows:-

<u>DISPLACED</u>		<u>NEW</u>
UE.34327	Assy. Brake Pump	UE.35167
UR.14215	Pipe - Flexible Hose to Front Pump	UR.15776
UR.14784	Pipe - Flexible Hose to Front Pump (Refrigerated cars with Saginaw Steering Pump)	UR.15778
UR.14457	Pipe - Flexible Hose to Front Pump (Refrigerated cars with Hobourn-Eaton Steering Pump)	RH.8117
UR.14216	Pipe - Flexible Hose to Rear Pump	UR.15777

The following are the chassis numbers to which this modification has been fitted.

Standard Saloons	-	Chassis SRH.3622 and onwards.
Coachbuilt Cars	-	Chassis CRX.3700 and onwards.

HANDBRAKEBENTLEY 17" : SILVER SHADOW

Since Information sheets 4.K.11 and 4.K.25 were issued, still further modifications have been made to the operating mechanism.

The outer cover has been deleted from the front cable and additional pulleys, one of which is protected by dirt excluders, provide guides for it. In order to reduce friction, both front and rear cables have been re-routed, in rear cable abutment bracket, (Spares schedule sheet J3/1, Item 45), having been modified and re-positioned to accommodate the revised run; and an additional pivot is included in the equalising linkage.

The operating lever return torsion coil springs, have been replaced by standard coil springs, which are mounted on brackets bolted to the operating lever support brackets. A linkage system, bolted on to the operating levers, compresses the springs. This has necessitated modifications to the support brackets and operating levers and an increase in the hole centres of the connecting links.

Brackets, welded on the trailing arms, provide anchorage points for the rear cable securing clips and to prevent squeaks, nylon sleeves are fitted to the cables, where they pass through the clips and body members.

The upper and lower levers and upper pivot bracket, at present fitted on right-hand cars only, are now made common on all cars. This has been made possible by re-positioning the existing guide pulleys on left-hand drive cars.

This modification cannot be fitted to existing cars.

Piece numbers are as follows:-

<u>DISPLACED</u>		<u>NEW</u>	
UG 12340	Assembly front cable - R.H. Cars	UG 12789	*
UG 12341	Assembly front cable - L.H. Cars	UG 12788	*
	Dirt excluder - 4th pulley - Upper	UG 12803	
	Dirt excluder - 4th pulley - Lower	UG 12804	
	Mounting bracket - 2nd pulley - L.H. Cars	UG 12768	
	Assembly mounting bracket - 3rd pulley (R.H. drive-cars)	UG 12762	
	Assembly mounting bracket - 3rd pulley (L.H. drive-cars)	UG 12765	
	Support bracket - 4th pulley	UG 12862	
	Saddle washer - Support bracket - 4th pulley	UG 12793	

Continued...

<u>DISPLACED</u>		<u>NEW</u>
	Spacer nut - Support bracket - 4th pulley	UG 12794
	Assembly equalising link	UG 12008
UG 12606	Bracket - link	UG 12802
UG 12586	Assembly equaliser lever	
	Equaliser lever	UG 12812
	Spacer - Equaliser lever	UG 12811
UG 12578	Distance tube - Equaliser lever	UG 12810
UG 12194	Assembly rear cable (standard saloons)	UG 12777 *
UG 12533	Assembly rear cable - (L.W.B. cars)	UG 12829 *
UG 12193	Abutment bracket - Rear cables	UG 12782
UG 12190	Clip - cables - Abutment bracket	UG 12783
	Clip - Intermediate - Rear cable L.H.	UG 12769
	Clip - Intermediate - Rear cable R.H.	UG 12770
	Clip - Rear - Rear cable	UG 12772
	Clip - Rear Cable - L.H. front	UG 12771
UG 12755	Operating lever	UG 12774
	Strip - Operating lever	UG 12849
	Guide rod - Spring - Operating lever	UG 12776
	Tube - Anti-squawk	UG 12786
	Spring - Guide rod	UG 12778
UG 12756	Link - Caliper - R.H.	UG 12838
UG 12757	Link - Caliper - L.H.	UG 12837
	Abutment bracket - Spring - R.H.	UG 12779
	Abutment bracket - Spring - L.H.	UG 12780
UR 15066	Assembly trailing arm - R.H.	UR 15700
UR 15065	Assembly trailing arm - L.H.	UR 15701
UR 15062	Assembly trailing arm - R.H. (Drop Head Coupes)	UR 15704
UR 15061	Assembly trailing arm - L.H. (Drop Head Coupes)	UR 15705
UG 12188	Support bracket - Operating lever	UG 12840
	Washer-Support bracket-Operating lever	UG 12839

The following parts will also be required:-

XC 174/Z	Setscrew
UA 11406/Z	Nut
X 6408/Z	Clevis pin
UE 8468	Washer
UA 5102/Z	Heavy washer
UA 112/Z	Bolt
UA 109/Z	Bolt
UA 1253/Z	Washer

Parts marked \* are items on the retailers recommended stock list.

4.K.35.

HYDRAULIC SYSTEM

BENTLEY "T" & SILVER SHADOW

Kits are now available for the repair of various hydraulic units fitted to the cars.

They are as follows:-

RH 2435	Seal Kit - Accumulator Valve
RH 2436	Seal Kit - Rear Height Control Valve
RH 2437	Seal Kit - Front Height Control Valve
RH 2438	Seal Kit - Brake Pump
RH 2439	Seal Kit - Roll Restrictor
RH 2440	Seal Kit - Front and Rear Rims

BRAKE PUMPSBENTLEY 'T' : SILVER SHADOW

Some detail changes have been made to the housing and non-return valve sealing ring (Spares Schedule Sheet J1 Items 3 and 18) and the part numbers have been changed. Because it includes both of these parts the piece number of the pump assembly has also been changed.

When existing stocks have been used up, the new parts will be supplied for all replacements.

Before fitting a new pump it is essential that reference be made to Spares Information Sheet 4.K.31.

Piece numbers are as follows:-

DISPLACED

UE 35167	Brake pump assembly
UE 34324	Brake pump housing
UE 34325	Sealing ring, non-return valve

NEW

UE 35319
UE 35310
UE 35311

HAND BRAKEBENTLEY 'T' ; SILVER SHADOW

Since Information Sheet 4.K.34, was issued, further changes have been made to the operating mechanism.

The front cable has been re-routed and outer covers have again been fitted; the pulleys which acted as cable guides have been deleted; because of this, handed upper and lower levers and upper pivot brackets are again required for left and right-hand cars.

This has necessitated the re-introduction of several components which were deleted when the modification described in Information Sheet 4.K.34, was introduced.

Piece numbers of the affected parts are as follows:-

DISPLACEDNEW

-	Conduit - Abutment - Hand brake	UG.12986
UG.12788	Assembly Front Cable (L.H. cars)	UG.12987
UG.12789	Assembly Front Cable (R.H. cars)	UG.12988
UG.12766	Mounting Bracket - Second Pulley (L.H. cars)	UG.12400
UG.12762	Assembly Mounting Bracket - 3rd Pulley (R.H. cars)	
UG.12765	Assembly Mounting Bracket - 3rd Pulley (L.H. cars)	
UG.12882	Support Bracket - 4th Pulley	
UG.12793	Saddle Washer - Support Bracket - 4th Pulley	
UG.12794	Spacer Nut - Support Bracket - 4th Pulley	
UG.12803	Dirt Excluder - 4th Pulley - Upper	
UG.12804	Dirt Excluder - 4th Pulley - Lower	

The following previously deleted parts will again be required:-

Assembly Lower Lever (L.H. cars)	UG.12611
Assembly Upper Lever (L.H. cars)	UG.12613
Upper Pivot Bracket (L.H. cars)	UG.12603
Shield - Cable and Abutment (L.H. cars)	UG.12401
Sleeve - Front Cable Protection (L.H. cars)	UG.12422
Distance Piece	UG.12240
Bracket - Conduit - Abutment (R.H. cars)	UG.12298

Continued...

- 2 -

The following parts will also be required:-

UA 1552/Z	Bolt	UA 1251/Z	Washer
X 4006/Z	Nut	UA 103/Z	Setscrew
RE 12174	Clip	UA 107/Z	Bolt
XC 153/Z	Setscrew	UA 108/Z	Bolt

---

**ROLLS-ROYCE LIMITED, PYM'S LANE, CREWE, ENGLAND**

---



HAND BRAKE

BENTLEY 'T' : SILVER SHADOW

The following are the car numbers to which this modification has been fitted:-

Standard Saloons - Car Serial Number SRH,4469 and onwards.

Coachbuilt Cars - Car Serial Number CRH,5079 and onwards.

Special U.S.A. Saloons - Car Serial Number SRX,6405 and onwards.

Special U.S.A. Coachbuilt Cars - Car Serial Number CRX,6445 and onwards.

4.K.40.  
(Issue 2)BRAKE PUMPSBENTLEY 'T' + SILVER SHADOW

Changes in the method of manufacture of some of the component parts of the brake pumps have been made.

Parts affected are the pump housing, the subject of a previous change (Spares Information Sheet 4.K.36.), the valve and seat in the non return valve assembly, the fluid inlet valve and the outlet pipe adaptor (Spares Schedule Sheet J.1, Items 11, 12, 13 and 21).

The only interchangeable parts are the complete pump assembly and the pipe adaptor, however, in the interest of commonisation, it has been decided to use the new housing for spares purposes. Housings can be identified by counting the annular holes, the new housing having six holes on the top row and two on the bottom. The early housing had ten holes on the top row and five on the bottom.

In order to fit the new housing to an early pump, a special distance washer, piece number RH.8221, is required, to be fitted below the chamfered sealing ring.

When ordering a new pump housing as a replacement for an early type housing, the special washer must also be requested.

Piece numbers of the affected parts are as follows:

<u>DISPLACED</u>		<u>NEW</u>
UE.35319	Brake Pump Assembly	UE.35486
UE.35310	Housing - Brake Pump	UE.35113
UE.31533	Non Return Valve Assembly	UE.35489
UE.7035	Non Return Valve	UE.35114
UE.30215	Seating - Non Return Valve	UE.35115
UE.9491	Inlet Valve	UE.35110
UE.31038	Adaptor - Brake Pump	UE.35490

The following are the car serial numbers to which this modification has been fitted:-

Standard Saloons	:-	SRH.5198, SBH.5199, SBX.6564 and onwards
Coachbuilt Cars	:-	CRX.6555, CRH.6594, CBX.6558 and onwards
Long Wheelbase Cars	:-	LRX.6599 and onwards.

Re-issued to amend typescript.

Continued...

**ROLLS-ROYCE LIMITED, PYM'S LANE, CREWE, ENGLAND**

4.1.11,  
(Issue 2)

- 2 -

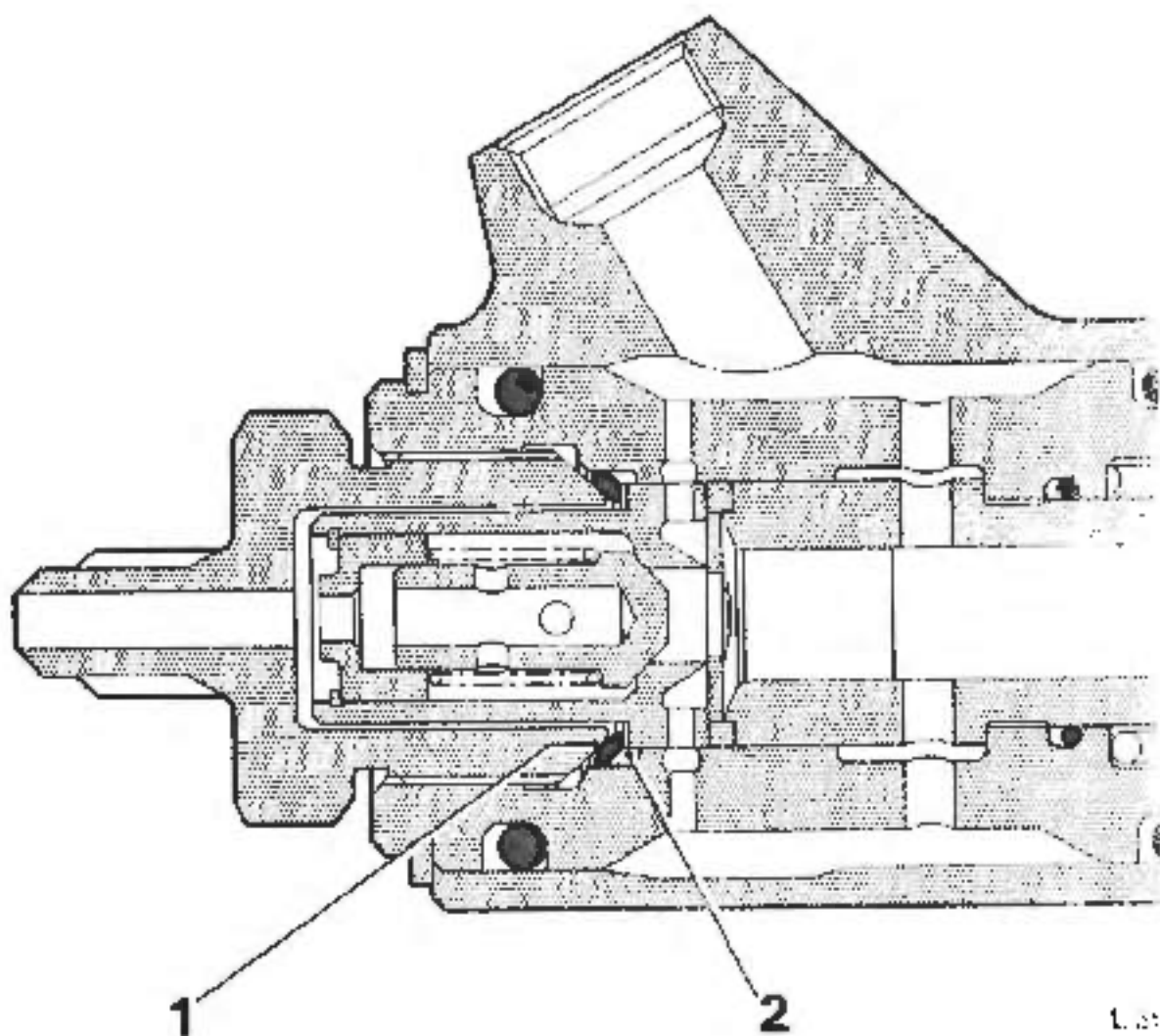


Fig.1 Brake pump - sectional view

- 1 Sealing ring
- 2 Washer (KH 621)

BRAKE PUMPSBENTLEY 'T' : SILVER SHADOW

Reference Spares Information Sheet 4.K.31., still further alterations have been made to the method of connecting the feed pipe to the brake pump adaptor. The system now adopted is similar to the one already used on the fridge pipes. An 'O' ring, positioned on the end of the pipe by an annular ridge, seats in a special groove in the adaptor.

None of the parts concerned are interchangeable except in complete sets and all will continue to be supplied for spares.

Piece numbers are as follows:

<u>DISPLACED</u>		<u>NEW</u>
UR.15776	Pipe - Flexible hose to front pump	UR.16030
UR.15778	Pipe - Flexible hose to front pump	UR.16032
UR.15777	Pipe - Flexible hose to rear pump	UR.16031
UE.35486	Brake Pump	UR.35623
UE.35180	Adaptor	UE.35615
	'O' Ring - Adaptor	UE.35610

The following are the car numbers to which this modification has been fitted:-

Standard Saloons	:-	SRH.5474 and onwards
Special Saloons	:-	SRX.6641, SRX.6642, SRX.6650 and onwards
Coachbuilt Cars	:-	CRH.6657 and onwards
Drophead Coupes	:-	DRX.6660 and onwards
Long Wheelbase Cars	:-	LRX.6713 and onwards

(1) Re-issued to amend piece number of Brake Pump.

4.K.45.

BRAKESBENTLEY 'T' ; SILVER SHADOW

A rubber 'On stop' is now being fitted to production cars, replacing the metal one that has formerly been fitted.

The new 'On stop' is mounted on a support bracket, which is bolted to the side plates of the distribution valve linkage. To prevent any movement of the 'On stop', a locking plate has been introduced. Hammer drive screws are used to attach the locking plate to the support bracket.

Parts are not interchangeable, unless the complete modification is fitted.

Part numbers are as follows:-

DISPLACEDNEW

UR.14972	Distance Piece - 'On Stop' - Side Plates	
UR.14677	Bolt - Side Plates	
UA.401/2	Nut - Slotted - Side Plates	
UA.10011/2	Split Pin - Bolt - Side Plates	
	Support Bracket - 'On Stop'	UR.15894
	Nut - .250" dia. (6,35 mm.) - Self Locking	UR.16126
	Locking Plate	UR.16124
	'On Stop' - Rubber - Master Cylinder	UR.15895
	Nut - 2 BA Self Locking	UR.16125

The following existing parts will also be required:-

UA.104/2	Bolt
CC.904	Drive Screw

With the exception of UR.14972, the displaced parts are still required in their other applications.

Continued...

4.K.45.

- 2 -

The following are the car numbers to which this modification has been fitted:-

Standard Saloons - SRH.7027 and onwards plus SBH.7001,  
SRX.7029  
Coachbuilt Cars - DRH.7060 and onwards plus DRX.7019.  
Long Wheelbase Cars - LRX.6961 and onwards.

---

**ROLLS-ROYCE LIMITED, PYM'S LANE, CREWE, ENGLAND**

---

4.K.46.

HYDRAULIC SYSTEMBENTLEY 'T' & SILVER SHADOW

The remote bleed points of both left and right-hand rear height control rams are now incorporated in a single connector, replacing the individual connectors that have formerly been used. This has been achieved by re-routing the connecting pipes.

At the same time, the ram feed pipes, on long wheelbase cars only, have also been re-routed to avoid a foul with the boot air control unit.

Parts are not interchangeable unless the complete modification is fitted.

Piece numbers are as follows:-

<u>DISPLACED</u>		<u>NEW</u>
UR.14338	Pipe - L.H. Ram - Remote Bleed (Standard Saloons)	UR.14814
UR.14338	Pipe - L.H. Ram - Remote Bleed (L.W.B. cars)	UR.14816
UR.14340	Pipe - R.H. Ram - Remote Bleed (Standard Saloons)	UR.14815
UR.14340	Pipe - R.H. Ram - Remote Bleed (L.W.B. cars)	UR.14817
UR.14619	Assembly Connector - 2 way	
	Assembly Connector - 2 x 2 way	UR.15123
UR.14292	Pipe - Flexible to L.H. Ram - Feed (L.W.B. cars)	UR.15012
UR.14293	Pipe - Flexible to R.H. Ram - Feed (L.W.B. cars)	UR.15013

The following existing parts will also be required on long wheelbase cars:-

- UR.14206 - Clip
- UA.9487/Z - Drill Screw

Continued...

- 2 -

UR.14292/3 are still used on all except long wheelbase cars.

The following are the Car Serial Numbers to which this modification has been fitted:-

Standard Saloons	-	SRX.7076 and onwards.
Coachbuilt Cars	-	CRH.7110 and onwards.
Long Wheelbase Cars	-	LRX.7036 and onwards.



4.K.47.

DECELERATION VALVEBENTLEY 'T' : SILVER SHADOW

An air bleed has been introduced into the deceleration valve. At the same time, in order to simplify the piping, changes have been made to the position of the outlet port; as a result the new valve cannot be used as a replacement for the old unless the modified piping is also fitted,

Piece numbers are as follows:-

<u>DISPLACED</u>		<u>NEW</u>
UR.14406	Assy. 'G' Conscious Valve	UR.15984
UR.14318	Connector 2 way	-
UR.15343	Pipe - Deceleration Valve to 2 way	-
UR.15342	Pipe - Deceleration Valve to 3 way (R.H.D. cars)	UR.15978
UR.15339	Pipe - Deceleration Valve to 2 x 2 way (R.H.D. cars)	UR.15974
UR.15347	Pipe - Deceleration Valve to 7 x 2 way (L.H.D. cars)	UR.15977
UR.15345	Pipe - Deceleration Valve to 5 x 2 way (L.H.D. cars)	UR.15976
UR.15351	Pipe - Deceleration Valve to 2 x 2 way (R.H.D. Long Wheelbase Cars)	UR.15979
UR.15353	Pipe - Deceleration Valve to 5 x 2 way (L.H.D. Long Wheelbase Cars)	UR.15976

The following are the Car Serial Numbers to which this modification has been fitted:-

Standard Saloons	-	SRX.6996 and onwards.
Coachbuilt Cars	-	CBH.7014 and onwards.
Long Wheelbase Cars	-	LRX.6951 and onwards.

4.K.48.

BRAKES

BENTLEY 'T' : SILVER SHADOW

The pistons and rubber boots fitted to the front brake calipers have been modified and new piece numbers have been allocated to the caliper assemblies.

As complete assemblies, the new calipers can be used for all replacements.

Piece numbers are as follows:-

<u>DISPLACED</u>		<u>NDM</u>
UG.13076	Assembly Caliper - R.H. Front Brakes	UG.13202
UG.13077	Assembly Caliper - L.H. Front Brakes	UG.13203
UG.13078	Assembly Caliper - R.H. Front Brakes	UG.13204
UG.13079	Assembly Caliper - L.H. Front Brakes	UG.13205

The new piece number of the seal kit for the above calipers is CD.5339.

The following are the Car Serial Numbers to which the above modification has been fitted:-

- Standard Saloons:- SRX.7004, SRX.7056 and onwards.
- Coachbuilt Cars:- DRX.7063 and onwards.
- Long Wheelbase Cars:- LRX.8987 and onwards, less LRX.7000.

4.K.51.

BRAKE PUMP AND ACCUMULATORSBENTLEY 'T': SILVER SHADOW

The outside diameter of the accumulator clamping ring has been increased and because of this a new piece number has been allocated to the assembly.

In order to obtain a clearance, between accumulators fitted with the larger diameter clamping ring, it has been necessary to enlarge the mounting holes of the valve casing to provide a modicum of adjustment.

When existing stocks have been used up, the new parts will be supplied for all replacements; in some cases therefore, it may be found necessary to enlarge the valve mounting holes.

Piece numbers are as follows:-

<u>DISPLACED</u>		<u>NEW</u>
UE. 33972	Sub Assy. - Accumulator	UE. 35839
UE. 34197	Sub Assy. - Accumulator (French cars only)	UE. 35840
UE. 35143	Sub Assy. - Valve Casing	UE. 35920

HYDRAULIC SYSTEMBENTLEY 'T' : SILVER SHADOW

The flexible pipes, which have so far been used between the brake pumps and accumulators, have been replaced by rigid pipes.

The new parts will be supplied for all replacements.

Service bulletin SY/G.38 gives the necessary fitting instructions.

Piece numbers of the affected parts are as follows:-

<u>DISPLACED</u>		<u>NEW</u>
UR.16529	Assembly Hose - Front and Rear Pump to Accumulator.	
UR.16454	Pipe - Flexible to Rear Accumulator.	
CK.3290	Clip - Pipe to Engine.	
UR.16591	Clip Hose to Distributor Pedestal.	
UR.15606	Clip - Pipes to Engine.	
UE.34106	Clip Pipes - Brake Pumps.	
UD.2140	Bush - Clips.	
	Assembly - Front Accumulator Pipe	UR.16924
	Assembly - Front Brake Pump Pipe	UR.16925
	Assembly - Rear Accumulator Pipe	UR.16926
	Assembly - Rear Brake Pump Pipe	UR.16927
	(Cars with Torque Converter Transmission).	
	Assembly - Rear Brake Pump Pipe	UG.13331
	(Cars with Four Speed Automatic Gearbox)	
	Bracket	UR.16863

continued...

- 2 -

Bracket	UR. 16866
Clip	UR. 16867
Clip	UR. 16854
Clip	UR. 16855
Clip	UR. 16857
Clip	UR. 16858

The displaced parts CK.3290 and UD.2140 are still required in their various other applications.

The following are the car serial numbers to which this modification has been fitted:-

Standard Saloons - Car Serial Number SRH.7567, SRH.7908, SBH.7911, SRH.7917, SRH.7918, SRH.7919, SRH.7921, SRX.7922, SRX.7924 and onwards.

Coachbuilt Cars - Car Serial Number CRH.7951 and onwards.

Convertibles - Car Serial Number DRX.7955 and onwards.

Long Wheelbase Cars - Car Serial Number LRX.7862 and onwards.

BRAKE PUMPSSILVER SHADOW; BENTLEY 'T'

Several modifications have been incorporated in the hydraulic brake pumps.

The following parts are interchangeable, and will be issued for all replacements. They must however, be fitted as a set.

DISPLACED

UE.35623	Assembly - Brake Pump
UE.35116	Inlet Valve
UE.35488	Sub Assembly - Non-Return Valve
UE.35115	Seat (Non-Return Valve)

NEW

UE.36647
UE.9491
UE.36649
UE.36648

The following parts are interchangeable and will be issued for all replacements.

DISPLACED

UE.35615	Adaptor
UE.35113	Housing

NEW

UE.36645
UE.36646

The following are the Car Serial Numbers of the cars to which this modification has been fitted.

Standard Cars:-	SRX.7922, SRH.7567, SRH.7908, SBH.7911, SRH.7917, SRH.7918, SRH.7919, SRH.7921, SRX.7924, and all subsequent cars.
2-Door Cars:-	CR1.7951 and all subsequent cars.
Convertibles:-	DRX.7955 and all subsequent cars.
Long Wheelbase Cars:-	LRX.7862 and all subsequent cars.

SOLENOID VALVE HEIGHT CONTROLBENTLEY 'T' : SILVER SHADOW

The method of securing the valve seat in the height control solenoid assembly (Spares Schedule Page M, 8-9 Items 80-82) has been changed and as a result new piece numbers have been allocated.

Complete valves are interchangeable but individual parts are not; however the old parts will no longer be supplied and it will therefore be necessary to fit them in sets.

Piece Numbers are as follows:-

<u>DISPLACED</u>		<u>NEW</u>
UD.12187	Solenoid Valve Height Control	UD.12357
UD.15114	Seat-Solenoid valve	UD.12125
	Sleeve adjusting valve	UD.12176
	Locknut-sleeve valve	UD.12177
UD.15117	Sub Assembly Body and Extension	UD.12358

HYDRAULIC SYSTEM

BENTLEY 'T' : SILVER SHADOW

The piece number of the rear level feed hose (Spares Schedule Sheet M.R/5, Item 57) has been changed.

The new part should be used for all replacements in this application only.

Piece numbers are as follows:-

DISPLACED

NEW

UR.14327

Hose Assembly - Rear Level - Feed

UR.16776

The displaced part is still required in all its other applications.



Section

Information Sheet No. 4.K.59

Page No. 1

Date: 4.12.70

BRAKE PUMPSBENTLEY 'T' : SILVER SHADOW

Sealing of the brake pump outer casing has been improved by slightly increasing its diameter and hence, 'nip'.

Piece numbers are as follows:-

<u>DISPLACED</u>		<u>NEW</u>
UE.36647	Assembly - Brake Pump	UE.36746
UE.36646	Housing - Brake Pump	UE.35113
UE.34921	'O' Ring - Housing	UE.36747

All parts are completely interchangeable, and when stocks are available the new housing and 'O' ring will be supplied for all replacements. The 'O' rings in seal kits RH.2438 should be changed.

It will be noticed that UE.35113 housing is reintroduced. Increased 'nip' was obtained in the earlier pump by increasing the diameter of the 'O' ring groove; the original housing is now being used with a thicker ring; it is possible however, to use the new ring in housing UE.36646.

BRAKESBENTLEY 'T' : SILVER SHADOW

Rear handbrake cables of modified construction are now being fitted.

The use of these cables increases the forces which are applied to the calipers and because of this, the calipers have been strengthened. Two of the securing clips have also been modified to accommodate the changed cable diameter.

The new calipers can be used for replacements on earlier cars; however, the new cables must never be fitted to any car which does not have the strengthened calipers fitted, otherwise serious damage may occur.

Piece numbers of the affected parts are as follows:-

DISPLACEDNEW

UG.13080	Assy. Caliper - R.H. Rear Brakes	UG.13198
UG.13081	Assy. Caliper - L.H. Rear Brakes	UG.13199
UG.13082	Assy. Caliper - R.H. Rear Brakes	UG.13200
UG.13083	Assy. Caliper - L.H. Rear Brakes	UG.13201
UG.12777	Assy. Rear Cable (Standard Saloons)	UG.13147
UG.12829	Assy. Rear Cable (L.W.D. cars)	UG.13148
UG.12770	Clip - Rear Cable - R.H.	UG.13146
UG.12771	Clip - Rear Cable - L.H.	UG.13183

## Section

Information Sheet No. 4.K.61  
(Issue 2)

Page No. 1

Date: 2.2.71

HYDRAULIC SYSTEMBENTLEY 'T' : SILVER SHADOW

Changes have been made to the rear height control valves and linkage, in order to reduce the movement ratio.

In effect, the length of the height control valve operating lever has been decreased and the operating shaft modified. A non-adjustable connecting link has been introduced; adjustment being provided by having the lower ball pin working in a slotted bracket on the trailing arms.

The new operating shaft can be used for all replacements, other parts, however, are not interchangeable.

Piece numbers are as follows:-

<u>DISPLACED</u>		<u>NEW</u>
UR.14827	Assembly-Rear Height Control Valve - Right-hand	UR.17354
UR.14738	Assembly-Rear Height Control Valve - Left-hand	UR.17355
UR.13864	Assembly-Operating Lever - Height Control Valve	UR.16910
UR.13868	Control Rod - Height Control Valve	
X.4307/Z	Locknut - Control Rod	
UR.13865	Body - Ball Joint	
	Body - Link - Ball Joint	UR.17379
UR.13867	Adjusting Screw - Ball Joint	
	Ball Pin	UR.16120
UR.13418	Operating Shaft	UR.16887
UR.16298	Assembly-Trailing Arm - Right-hand	UR.16920
UR.16299	Assembly-Trailing Arm - Left-hand	UR.16921
UR.16300	Assembly-Trailing Arm - Right-hand (Convertible cars)	UR.16922
UR.16301	Assembly-Trailing Arm - Left-hand (Convertible cars)	UR.16923

Continued...

Section

Information Sheet No. 4.K.61  
(Issue 2)

Page No. 2

Date: 2.2.71

The following trailing arm assemblies, fitted to cars from Serial Number 9000 onwards, have also been changed:-

<u>DISPLACED</u>		<u>NEW</u>
UR.16378	Assembly Trailing Arm - Right-hand	UR.16882
UR.16379	Assembly Trailing Arm - Left-hand	UR.16883
UR.16380	Assembly Trailing Arm - Right-hand (Convertible cars)	UR.16884
UR.16381	Assembly Trailing Arm - Left-hand (Convertible cars)	UR.16885

The following existing parts will also be required:-

UR.14794	-	Adjusting Screw - Ball Joint
UA.301/Z	-	Nut
UA.2052/Z	-	Washer

The above modification has been fitted to cars with the following Serial Numbers:-

Standard Saloons	-	SRX.9393 and onwards.
2-Door Saloons	-	CRX.9248 and onwards.
Convertibles	-	DRX.9247 and onwards.
Long Wheelbase Cars	-	LRX.9281 and onwards.

Re-issued to change piece number UR.16121 to UR.17379.

12.7.62SPARES INFORMATION SHEETBRAKE ACTUATION MECHANISMBENTLEY T1: SILVER SHADOW

The brake distribution valves with aluminium bodies and the balance lever assembly, which up to now have been fitted to all cars, except those destined for Canada, have been replaced by the steel bodied valves and balance lever assembly, which have so far been fitted to Canadian cars only.

The new parts cannot be used for replacements of the old, unless the complete modification is carried out and for this reason, both types of valves and balance levers will continue to be supplied for spares purposes.

Part numbers of the affected parts are as follows:-

<u>DISPLACED</u>		<u>NEW</u>
UR.16079	Assembly Lower Distribution Valve	UR.16077
UR.16080	Assembly Upper Distribution Valve	UR.16078
UR.15825	Assembly-Balance Lever	UR.15842
	Boot - Distribution Valve	UR.15669

The following are the serial numbers of cars to which this modification has been fitted:-

Standard Saloons	- SRX.9504 and onwards, less SRX.9623
Coachbuilt Cars	- CRX.9641 and onwards.
Drophead Coupés	- DRX.9508 and onwards.
Long Wheelbase Cars	- LRX.9649 and onwards.

Section K

Information Sheet No. 4.K.63

Page No. 1

Date: 6.11.70

PEDALSBENTLEY 'T' : SILVER SHADOW

The self locking nuts, (Spares Schedule Sheet J5/5, Item 72) which up to now have been used to secure the master cylinder on-stop to its support bracket, have been replaced by standard nuts, which should be used for all future replacements in this application.

Piece numbers are as follows:-

DISPLACEDNEW

UR.16125

Nut - On Stop to Support Bracket

UA.11405/Z

The displaced part is still required in its other application:-

Handbrake pawl to rear caliper.

Spares Information Sheet issued for  
Silver Shadow ; Bentley T Series

Section K  
Information Sheet No. 4.K.66 Issue 2  
Page No. 1  
Date 20.10.71

### BRAKE PUMPS

Modifications have been made to the push rod, push rod housing, cam follower and cam follower retaining ring.

The new parts will be supplied for all replacements, and when they are they must be fitted in sets, Piece No. of set RH.2541.

Both types of retainer will continue to be supplied.

<u>DISPLACED</u>		<u>NEW</u>
UE.36288	Push rod - Brake pump	UE.36704
UE.34808	Push rod housing	UE.37428
UE.33879	Cam follower tappet	UE.36793
UE.33523	Ring retaining - Cam follower	UE.36218
	Push rod replacement kit	RH.2541

Re-issued to amend typescript and piece numbers.

Spares Information Sheet issued for  
BENTLEY T : SILVER SHADOW

Section K  
Information Sheet No. 4.K.67  
Page No. 1  
Date 24.5.71.

### HYDRAULICS

Minor modifications have been made to the adaptor and union of the solenoid restrictor valve assemblies and new piece numbers have been allocated.

The affected parts are illustrated in the spares schedule, sheets M8/8, Items 68, 69, 74, 115, 116 and 121 and M9/8, Items 67, 68, 73, 114, 115 and 120.

The new parts will be supplied for all replacements when existing stocks have been used up, however under no circumstances must an early type union be fitted in the new body, otherwise the operation of the valve will be impaired.

Piece numbers are as follows:-

#### DISPLACED

UR 15597	Assembly High press. and Low press. Solenoid Restrictor Valve
UR 15598	Adaptor - Restrictor Valve
UR 14297	Union - Adaptor

#### NEW

UR 17525
UR 17526
UR 17527

Cwt/KH/AM



Spares Information Sheet issued for  
BENTLEY T : SILVER SHADOW

Section K  
Information Sheet No. 4.K.68  
Page No. 1  
Date 24.5.71

### HYDRAULIC SYSTEM

Changes in the hydraulic system have made it possible to delete some surplus connectors, replace an 11 way connector by three 3 way connectors and a 5 x 2 way connector by two 2 x 2 way connectors. This has facilitated a simplification in manufacture, routing and description of some of the hydraulic pipes.

Details of the affected parts and their application are as follows:-

<u>DISPLACED NO.</u>	<u>COLOUR CODE</u>	<u>APPLICATION</u>	<u>NEM NO.</u>
UR 14289	ORANGE	Pipe - 5 x 2 way to Flexible-Rear Level	
	ORANGE	Pipe - 2 x 2 way to Flexible-Rear Level	UR 14289
UR 15336	WHITE	Pipe - 5 x 2 way to Flexible-Return	
	WHITE	Pipe - 2 x 2 way to Flexible-Return	UR 15336
UR 14276	WHITE	Pipe - Distribution Valve Upper to 11 way - Return	
	WHITE	Pipe - Distribution Valve Upper to 3 way - Return	UR 14276
UR 14232	WHITE	Pipe - 4 way to Reservoir - Return	
UR 14277	WHITE	Pipe - 11 way to 4 way - Return	
	WHITE	Pipe - 3 way to Reservoir - Return	UR 17617
UR 14279	BLUE	Pipe - Distribution Valve Lower to 11 way - High pressure	
	BLUE	Pipe - Distribution Valve Lower to 3 way - High pressure	UR 14279
UR 14263	BLUE	Pipe - 11 way to Flexible - Front Frame	
	BLUE	Pipe - 3 way to Flexible - Front Frame	UR 14263
UR 14280	ORANGE	Pipe - Distribution Valve Upper to 11 way - High pressure	
	ORANGE	Pipe - Distribution Valve Upper to 3 way - High pressure	UR 14280
UR 14281	ORANGE	Pipe - 11 way to 3 way - Rear Accumulator	
	ORANGE	Pipe - 3 way to 3 way - Rear Accumulator	UR 14281

Continued...

Spares Information Sheet issued for  
BENTLEY T : SILVER SHADOW

Section K  
Information Sheet No. 4.K.68  
Page No. 2  
Date 24.5.71

<u>DISPLACED NO.</u>	<u>COLOUR CODE</u>	<u>APPLICATION</u>	<u>NEW NO.</u>
UR 14458		Connector - 11 way	
UR 14459		Bracket - 11 way to Floor Assembly Bracket and 3 way Connectors	UR 17680
UR 13845		Connector - 5 x 2 way	
UR 15977	BLUE	Connector - 2 x 2 way	UR 13843
	BLUE	Pipe - Deceleration 'G' valve to 11 way	
	BLUE	Pipe - Deceleration 'G' valve to 3 way	UR 15977
UR 15348	BLUE	Pipe - 5 x 2 way to outer 3 way - Master Cylinder	
	BLUE	Pipe - 2 x 2 way to outer 3 way - Master Cylinder	UR 15348
UR 15349	GREEN	Pipe - 5 x 2 way to inner 3 way - High press. Feed	
	GREEN	Pipe - 2 x 2 way to inner 3 way - High press. Feed	UR 15349
UR 15344	GREEN	Pipe - 2 way to 5 x 2 way - Rear Brakes	
	GREEN	Pipe - 2 way to 2 x 2 way - Rear Brakes	UR 15344
UR 14282	ORANGE	Pipe - 11 way to 5 x 2 way - Rear Level	
	ORANGE	Pipe - 3 way to 2 x 2 way - Rear Level	UR 14282
UR 14283	WHITE	Pipe - 11 way to 5 x 2 way - Rear Level Return	
	WHITE	Pipe - 3 way to 2 x 2 way - Rear Level Return	UR 14283
UR 15975	BLUE	Pipe - 2 way to 5 x 2 way	
	BLUE	Pipe - Deceleration 'G' valve to 2 x 2 way	UR 15975
UR 16362	GREEN	Pipe - 2 way to 5 x 2 way - Rear Brakes (Long Wheelbase Cars)	
	GREEN	Pipe 2 way to 2 x 2 way - Rear Brakes (Long Wheelbase Cars)	UR 17619
UR 14809	ORANGE	Pipe - 11 way to 5 x 2 way - Rear Level (Long Wheelbase Cars)	
	ORANGE	Pipe - 3 way to 2 x 2 way - Rear Level (Long Wheelbase Cars)	UR 14809
UR 14810	WHITE	Pipe - 11 way to 5 x 2 way - Rear Level Return (Long Wheelbase Cars)	
	WHITE	Pipe - 3 way to 2 x 2 way - Rear Level Return (Long Wheelbase Cars)	UR 14810

Continued...

Spares Information Sheet issued for  
BENTLEY T : SILVER SHADOW

Section K  
Information Sheet No. 4.K.68  
Page No. 3  
Date 24.5.71

<u>DISPLACED NO.</u>	<u>COLOUR GUIDE</u>	<u>APPLICATION</u>	<u>NEW NO.</u>
UR 15976	BLUE	Pipe - Deceleration 'G' valve to 5 x 2 way (Long Wheelbase Cars)	
	BLUE	Pipe Deceleration 'G' valve to 2 x 2 way (Long Wheelbase Cars)	UR 15976
All the previous references refer to Left-hand drive cars.			
UR 14240	WHITE	Pipe - 5 x 2 way to 3 way Distribution Valve Return (Right-hand drive cars)	
UR 14235	WHITE	Pipe - 4 way to 3 way - Return (Right-hand drive cars)	
	WHITE	Pipe - 5 x 2 way to 3 way - Low press. Return (Right-hand drive cars)	UR 17616
UR 14316		4 way Connector	
UR 15350	GREEN	Pipe - Master Cylinder to 2 x 2 way (Right-hand drive Long Wheelbase Cars)	UR 17618

Spares Information Sheet issued for  
 BENTLEY T : SILVER SHADOW - LEFT-HAND  
 DRIVE CARS U.S.A. AND CANADA

Section K  
 Information Sheet No. 4.K.69  
 Page No. 1  
 Date 18.6.71

### PEDALS

In order to reduce brake pedal load on cars destined for Canada and the U.S.A., modifications have been made to the pedal lever and the connecting linkage. At the same time, in the interest of commonisation, the opportunity has been taken to introduce some of the new features on all other left-hand drive cars.

In effect, a milled slot in the pedal lever and a new connector provide attachment for the operating rod, the length of which has been modified to suit. A longer clevis pin is also necessary. The linkage which operates the distribution valves has been modified to give increased leverage, which has necessitated a change of the pull-off springs. The attitude of the 'G' conscious valve has been revised by the introduction of modified mounting brackets. Parts which have been made common for left-hand drive cars are the operating rod, pedal lever, connector and pull-off springs, other parts are for use on U.S.A. and Canadian cars only.

Parts are not interchangeable. Piece numbers are as follows:-

<u>DISPLACED</u>		<u>NEW</u>
RE.17032	Return Spring	UR.17160
-	Distance Piece - Lever to Operating Rod	UR.16052
UR.13497	Jaw - Rod - Pedal to Levers	-
-	Assy. - Connector - Rod - Pedal to Levers	UR.17158
UR.14405	Mounting Bracket - 'G' Conscious Valve	UR.16055
UR.14973	Assy. - Brake Pedal Lever	UR.17156
UR.13483	Assy. - Lever - Balance Mechanism	UR.16427
UR.13488	Assy. - Lever - Pedal Rod	-
-	Assy. - Lever R.H. - Pedal Rod	UR.16428
-	Assy. - Lever L.H. - Pedal Rod	UR.16429
UR.13485	Assy. - Rod - Pedal to Levers	UR.17185
X.6508/Z	Clevis Pin - Connector to Pedal Lever	X.6512/Z

Additional existing parts will also be required. These are:-

UR.8269 - Distance Piece  
 UR.14671 - Pivot Bolt  
 RG.4833 - Washer  
 X.401/2 - Slotted Nut  
 UA.10011/2 - Split pin

Cvt/KH/NN

Spares Information Sheet issued for  
BENTLEY T : SILVER SHADOW  
LEFT-HAND DRIVE CARS USA & CANADA

Section K  
Information Sheet No. 4.K.69 Adden.  
Page No. 1  
Date 24.6.71

PEDALS

The following are the Car Serial Numbers of cars to which this modification has been fitted:-

- Four-door Saloons - SRX 11119, SRX 11123, SRX 11127, SRX 11131, SRX 11135 and onwards.
- Coachbuilt cars - DRX 11152, DRX 11206 and onwards.
- Long Wheelbase Cars - LRX 11157, LRX 11158, LRX 11159, LRX 11160, LRX 11161, LRX 11163, LRX 11164, LRX 11165, LRX 11244, LRX 11246, LRX 11247, LRX 11249, LRX 11250, LRX 11252 and onwards.

Spares Information Sheet issued for  
BENTLEY T : SILVER SHADOW

Section K  
Information Sheet No. 4.K.71  
Page No. 1  
Date 7.10.71

### DISTRIBUTION VALVES

Minor modifications have been made to some of the component parts of the distribution valves in order to simplify manufacture, and as a result, new piece numbers have been allocated to the valve assemblies.

The parts affected are the valve body and the collar of the stem assembly. Although these parts, which are not interchangeable, are not supplied for spares, their piece numbers are quoted for reference purposes.

The new complete valve assemblies are fully interchangeable with the ones described in Spares Information Sheet 4.K.62.

Piece numbers are as follows:-

#### DISPLACED

UR 16077	Assembly-Lower Distribution Valve
UR 16078	Assembly-Upper Distribution Valve
UR 15658	Assembly-Body - Lower Distribution Valve
UR 15660	Assembly-Body - Upper Distribution Valve
UR 15041	Assembly-Stem - Distribution Valve
UR 15036	Collar

#### NEW

UR 17440
UR 17441
UR 17438
UR 17439
UR 17437
UR 17427

Spares Information Sheet issued for  
BENTLEY T : SILVER SHADOW

Section K  
Information Sheet No. 4.K.73  
Page No. 1  
Date 15.10.71

### HYDRAULIC SYSTEM

Since Spares Information Sheet 4.K.61 was issued, further modifications have been made to the rear height control valves.

The length of the operating lever has been increased and because they contain this part, the piece numbers of the valve assemblies have been changed.

The new parts will be supplied for all replacements of the displaced ones.

Piece numbers are as follows:-

<u>DISPLACED</u>		<u>NEW</u>
UR 17355	Assembly-Rear Height Control Valve - Left-hand	UR 17748
UR 17354	Assembly-Rear Height Control Valve - Right-hand	UR 17749
UR 16910	Assembly-Operating Lever	UR 17746

The following are the serial numbers of cars to which this modification has been fitted:-

Four Door Saloons:-	SRX 11321, SRH 11369, SRH 11377, SRH 11380, SBH 11399, SRH 11400, SRH 11403, SRX 11404, SRH 11407, SRX 11409, SRH 11410, SRH 11411, SRH 11412, SRX 11413, SRH 11414, SRX 11415, SRH 11416, SRX 11417, SRH 11418, SRX 11419, SRH 11420, SRH 11421, SRX 11422, SRH 11423, SRX 11424, SRH 11425, SRX 11426, SRX 11427, SRX 11428, SRH 11429, SRH 11430, SRH 11431, SRH 11432, SRH 11439, SBH 11446, SRX 11447, SBH 11448, SRX 11449, SRH 11451, SRH 11453, SRH 11454, SRH 11456, SRX 11457, SRH 11458, SRX 11459, SRH 11460, SRX 11462, SRX 11467, SRH 11468 and onwards.
2-Door Saloons:-	CRH 11497, CRX 11539, CRX 11542 and onwards.
Convertible Cars:-	DRX 11490, DRH 11495, DRH 11496, DRH 11537, DRX 11538, DRH 11540, DRH 11541, DRX 11543, DRH 11567 and onwards.
Long Wheelbase Cars:-	LRH 11530, LRX 11531, LRH 11532, LRX 11533, LRX 11534, LRH 11536 and onwards.

Spare Information Sheet issued for  
BENTLEY T : SILVER SHADOW

Section K  
Information Sheet No. 4.K.25  
Page No 1 of 1  
Date 9.11.71

HYDRAULIC ACCUMULATOR

Internal components of the accumulator valve have been modified.

The new parts are completely interchangeable with the displaced ones and will be supplied for all replacements.

Piece numbers are as follows:-

DISPLACED

UE 36115	Valve casing assembly
UE 35225	Bobbin
UE 35226	Piston-Bobbin

NEW

UE 37213
UE 37232
UE 37233



4.L.10.  
Issue 2**ELECTRICAL EQUIPMENT****BENTLEY 'T' : SILVER SHADOW**

Kits of parts for fitting Marchal Air Horns are now available.

Piece numbers are as follows:-

Mounting Bracket Compressor	UD.12589
Mounting Bracket Air Horn Inner	UD.13590
Mounting Bracket Air Horn Outer	UD.13591
Kit - Air Horn	UD.16347
Relay - Air Horn	UD.11654

If it is desired to fit these horns on existing cars it will be necessary to drill additional attachment holes in the L.H. valance plate and spring pot. Dimensions for these holes are given in the accompanying illustrations.

Illustration A is the L.H. spring pot cover plate.

Illustration B is the L.H. spring pot cover plate flange.

Illustration C is the L.H. valance plates.

Illustration D is the L.H. spring pot stiffener bracket.

Dimensions y and x on illustration 'C' are along the surface of the material.

(Sheet 1) Re-issued to add additional part number for relay and latest part number for Air Horn Kit.

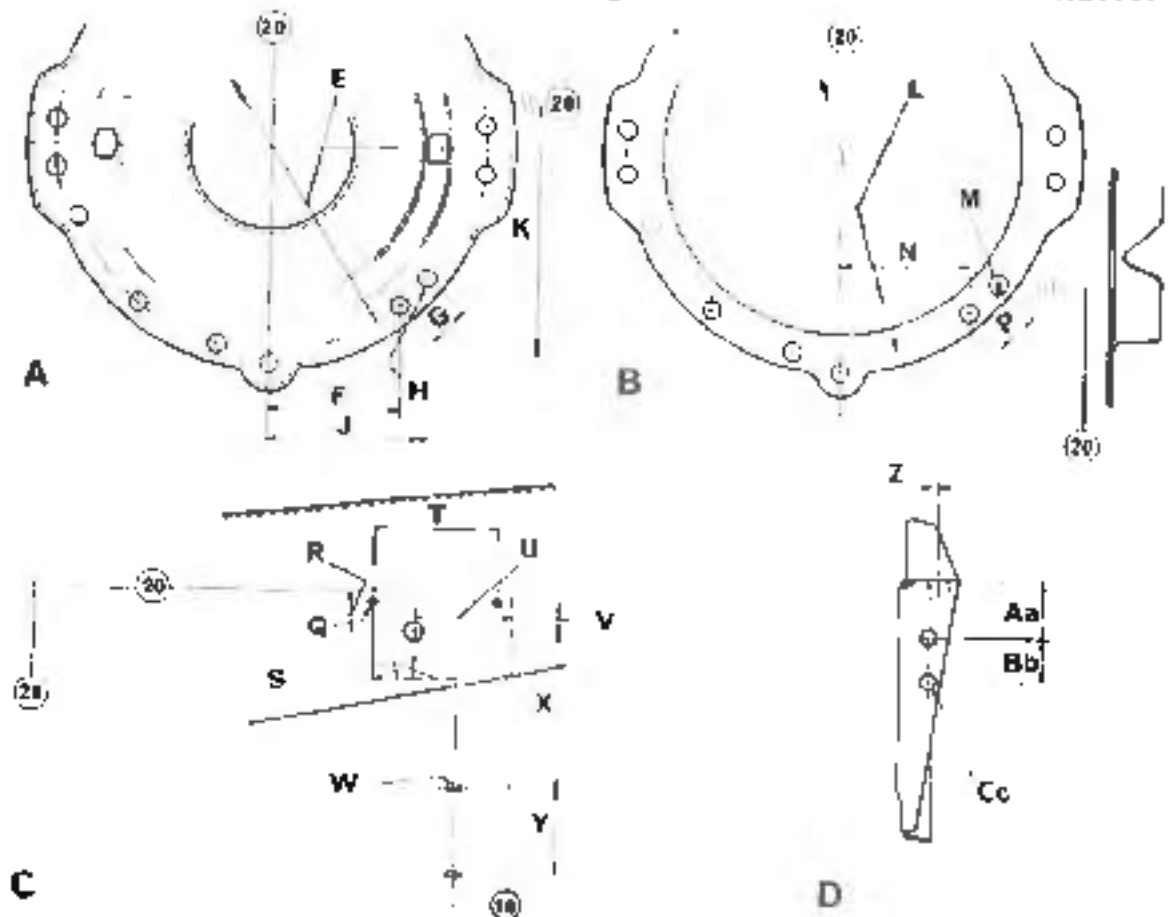


Fig.1. Position of additional holes when Marchal horns are to be fitted

A	L.H. SPRING POT COVER PLATE	P	0.850 IN. (21,59 MM.)
B	L.H. SPRING POT COVER PLATE FLANGE	Q	2 HOLES 0.138 IN. + 0.010 IN. (3,45 MM. + 0,25 MM.) DIA. L.H. VALANCE ONLY
C	L.H. VALANCE PLATES	R	0.812 IN. (20,63 MM.) REF.
D	L.H. SPRING POT STIFFENER BRACKET	S	0.875 IN. (22,2 MM.)
E	8.500 IN. (21,59 CM.) P.C.D.	T	2.800 IN. (6,604 CM.)
F	2.734 IN. (6,944 CM.) REF.	U	2.000 IN. (5,08 CM.) REF.
G	0.850 IN. (2,16 CM.)	V	0.625 IN. (15,875 MM.)
H	1 HOLE 0.2812 IN. + 0.010 IN. (7,14 MM. + 0,25 MM.) DIA.	W	2 HOLES 0.312 IN. + 0.010 IN. (7,937 MM. + 0,25 MM.) DIA. L.H. VALANCE ONLY
J	FORWARD	X	3.187 IN. (8,096 CM.)
K	TO CENTRE LINE OF CAR	Y	2.900 IN. (7,4 CM.)
L	8.500 IN. (21,6 CM.) P.C.D.	Z	0.175 IN. (4,44 MM.)
M	1 HOLE 0.3125 IN. + 0.010 IN. (7,93 MM. + 0,25 MM.) DIA.	Aa	1.218 IN. (3,095 CM.)
N	2.734 IN. (6,94 CM.) REF.	Bb	0.875 IN. (22,2 MM.)
		Cc	2 HOLES 0.3125 IN. + 0.010 IN. (7,93 MM. + 0,25 MM.)

4.1.11.

WINDTONE HORNS

BENTLEY 'T' : SILVER SHADOW

Lucas 7.H type horns are now being fitted in place of the original 618 type horns.

It has been necessary to modify the bumper mounting bracket in order to accommodate the revised position of the horn bracket.

On occasions in the future it may be necessary to supply the 7.H horn as a replacement for the 618. In order to avoid the necessity for fitting a new bumper mounting bracket the rivets securing the horn bracket can be drilled out and the bracket repositioned as necessary. Screws, nuts and washers are supplied with each horn for use in place of the drilled out rivets.

Piece numbers are as follows.-

Displaced

New

UR 13567	Horn Mounting Bracket	UR.14798
UD 1869	Horn, High Note	UD.13457
UD 302	Horn, Low Note	UD.13458

ELECTRICAL FITTINGS

BENTLEY 'T' : SILVER SHADOW

The stop lamp and flashers dimming relay, is no longer being fitted on production.

Neither it or any of its associated parts will be supplied for spares and should any of them fail the following action should be taken.

- (1) Remove the relay from its mounting bracket.
- (2) Remove the wires from terminals 3 and 6 and join them together.
- (3) Remove the wires from terminals 2 and 5 and join them together.
- (4) Remove the wires from terminals W.1 and W.2. Bend these back and tape them to the main loom.
- (5) Change the stop lamp relay from UD.11473 to UD.13731.

Piece numbers are as follows:-

<u>Displaced</u>		<u>New</u>
UD.11762	Mounting bracket	-
UD.11760	Mounting plate	-
UD.11474	Relay, dimming	-
UD.11473	Relay, stop lamp	UD.13731

UD.13731 can be used for all replacements whether a dimmed relay is fitted or not.

- (1) Re-issued to include further information.

4.L.13.

ELECTRICAL FITTINGS

BENTLEY 'T' : SILVER SHADOW

The screw securing the battery cable terminals, (Schedule K.16, Item 22) has been changed to facilitate removal without having to use two spanners. A washer is no longer required.

Piece Numbers are as follows:-

<u>Displaced</u>		<u>New</u>
UA.157	Bolt, battery cable	UD.13583
UA.1252	Washer	

The bolt changes on this applications only.

LAMPS

BENTLEY 'T'; SILVER SHADOW

Please note the following amendments to the Spares Schedule:-

- (1) Page K.7 Item 19 UD.10923 - Required on cars destined for Mexico, Brazil, Switzerland, Italy, Spain, Greece.
- (2) Page K.7 Below Item 21 UD.10922 - Required on cars other than those destined for Italy, Switzerland, Brazil, W. Germany, Spain, Mexico, Greece.
- (3) Page K.8 Item 1 UD.10918 - Required on cars other than those destined for France, West Germany, Spain, Portugal, Mexico, Greece.
- (4) Page K.8 Item 1 UD.10920 - Required on cars destined for Spain, Portugal, Mexico, Greece.

4.L.16.

INSTRUMENTS

BENTLEY 'T' ; SILVER SHADOW

A diode has been included in the supply line to the coolant level indicator.

The diode is mounted on a base plate.

On chassis prior to SRX.1114, CBX.1149 the diode assembly is piece number RH.7977 and the loom assembly RH.7973.

On chassis SRX.1114, CBX.1149 onwards, the diode assembly is piece number UD.13632.

4.L.23  
Issue 2

Electrical Fittings

Ben ley 'T' : Silver Shadow

The brake accumulator relay (Spares Schedule K.5 Item 59) has reverted to its original piece number UD.11807.

UD.13722 continues to be used for the hazard warning relay.

Re issued to amend application of UD.13722  
scrap all previous issues.



4.1.24.

Issue 2

WINDSCREEN WIPER MOTOR

BENTLEY 'T' : SILVER SHADOW

The part number of the Windscreen Wiper Motor, (Spares Schedule Sheet KI item 1), has been changed.

The new motor can be used for replacements on cars not originally fitted with the new motor, if stocks of UD.11112 are not available.

Part numbers are as follows:-

<u>DISPLACED</u>		<u>NEW</u>
UD.11112	Wiper Motor	UD.13616

UD.13616 was introduced on chassis SRX.2110.

(1) Re-issued to add chassis numbers and specify use of UD.13616.

INSTRUMENTS

BENTLEY 'C'; SILVER SHADOW

An additional felt ring has been introduced for the bullseye deflector controls (Spares schedule page K6 items 3, 4, 6).

The part number is as follows:

UD.15669      Felt Ring Spindle

4.L.27.

RADIO AND FITTINGS CUSTOMERS REQUESTBENTLEY 'T' : SILVER SHADOW

A Bosch Blue Spot Radio is now available and is being fitted at customers request only.

Part numbers are as follows:-

<u>Part Number</u>	<u>Description</u>
UD.13882	Bosch blue spot radio - U.S.A. and Canada (New Yorker)
UD.13676	Bosch blue spot radio - other than U.S.A. and Canada (Kohn)
UD.13670	Mounting bracket R.H.
UD.13671	Mounting bracket L.H.
LA.1254/Z	Packing washer
UD.13712	Terminal block 2 way
CS.31666/2	Sheetmetal screw No.4
UD.13703	Mounting bracket radio cover L.H.
UD.13704	Mounting bracket radio cover R.H.
UD.13029	Clip, fuse holder
UD.13030	Sheetmetal screw
UD.13852	Assy. cover Bosch blue spot radio
UD.13713	Captive nut
GA.8705	Screw, mounting bracket
UD.8638	Knob, balance control
UD.11963	Stop knob balance control
UD.13710	Assy. cable fuse holder to feed conn.
UD.13711	Assy. cable radio output to terminal block
UD.1328	Condenser blower motor R.H.
UD.13060	Condenser blower motor L.H.
UD.13771	Condenser oil pressure transmitter
UD.13818	Assy. filter choke
LE.33473	Assy. H.T. cable 'A' bank dist. to plug
LE.33474	Assy. H.T. cable 'B' bank dist. to plug
LE.30833	Screening cam, distributor
LE.33475	Assy. H.T. lead to coil and dist.
UD.13710	Assy. cable, fuse holder to feed conn.
UD.13711	Assy. cable radio output to terminal block
UD.13767	Assy. bonding cable carb intake hose to body
UD.13768	Assy. bonding cable bonnet lock bracket
UD.13769	Assy. bonding cable H.T. harness tube.

---

 ROLLS-ROYCE LIMITED, PYM'S LANE, CREWE, ENGLAND
 

---

LAMPS

BENTLEY 'T' : SILVER SHADOW

A selection of most of the lamp units and bulbs fitted on these cars is now available as a kit in a shockproof package.

Piece number of the kit is RH.2394 and the price £5. 4. 8d.

4.1.29.

RELAY BOXBENTLEY 'T' - SILVER SHADOW

A Thermal Delay switch with a new setting, which is identifiable by red paint on the setting screw, is now being fitted. The 'Older' switch (Spare Schedule BS items 38, 41, 44) is no longer fitted and the mounting holes in the relay box have been deleted.

There have also been minor changes to the connecting cables.

Part numbers are as follows:-

<u>REPLACED</u>		<u>NEW</u>
OD.11556	Assembly Relay Box	OD.13728
OD.3181	Thermal Delay Switch	OD.13718
OD.1819	'Older' Switch	.

Only the relay boxes are interchangeable.

4.L.31.

ELECTRICALBENTLEY T'S SILVER SHADOW

Cases sometimes occur of excessive voltage drop in the earth return side of the starter motor. To overcome this the earthing braid has been removed from the engine mounting plate on left-hand cars and the engine mounting foot on right-hand cars and connected directly to one of the starter mounting bolts. A special setscrew with a thread at each end is used to facilitate the attachment of the earthing braid to the starter motor, the braid being held in position by a self locking nut.

At the same time the opportunity has been taken to commonise the earthing braid for left and right-hand cars.

The new parts will be supplied for all replacements in sets. The circumstances under which this should be done are given on Service Bulletin SY/M4.

<u>Displaced</u>		<u>New</u>
UD.12905	Assy. Earthing Strip - Gearbox to Frame) R/H car )	
UD.12906	Assy. Earthing Strip - Gearbox to Frame) L/H cars )	UL 34591
UA.213/Z	Setscrew - Starter Motor Retaining	UE 34592
	Self locking Nut - Cable Eye Retaining	NE 16101
	Plain Washer - Self Locking Nut	UA.12.1/2

STARTER SOLENOID

BENTLEY 'T' : SILVER SHADOW

A modified type starter solenoid with two Lucas connectors is now being used.

The solenoids are not interchangeable.

Piece numbers are as follows.

<u>Displaced</u>		<u>New</u>
UD.4181	Starter Solenoid	UD 13672

Chassis numbers which incorporate the above mentioned modification are as follows.

- L.H. cars 1838 and onwards
- R.H. cars 1848 onwards less 1949, 1954, 1975

WINDSCREEN WIPER BLADE

BENTLEY 'T': SILVER SHADOW

A modified wiper blade to the one shown in the Spares Schedule (K1 amendment 2 Item 18) is now being supplied.

It can be used either singly or in a set as a direct alternative.

The Part number is UD.14434 and the Rubber Assembly (Squee-gee) is CD.4975.



4.L.44.

REFRIGERATION

BENTLEY 'T' : SILVER SHADOW

The alternator field relay, used on cars fitted with refrigeration, has been changed.

The new relay can be used for all replacements on this application.

UD.11468 is still used on all its other applications on these cars.

DISPLACED

NEW

UD.11468

Relay, Alternator field

UD.14292

RADIOSBENTLEY 'T' : SILVER SHADOW

The following are part numbers of Radios that have been fitted to the above cars.

UD.11844	Radio Control Unit (Radiomobile) 980/VSY (Med/Long) European	
UD.13096	Radio Control Unit (Radiomobile) 530/TB/VSY (Short/Med) Spain & Portugal. Replaced by UD.15501 (Phillips) Type NSX16T (Short/Med).	
UD.11961	Radio Control Unit (Pye) PE 2000T (Med/Wave) replaced by UD.11845 (Radiomobile) 982/VSY (Med/Wave)	
UD.13023	Radio Control Unit (Pye) PE 2000T/LW (Med/Long) - no longer fitted	
UD.13763	Radio (Motorola) FM200A Canada and U.S.A.	
UD.13882	Radio (Bosch Blue Spot) (Med/Wave) Canada and U.S.A.	} Customer Request.
UD.13676	Radio (Bosch Blue Spot) (Long and Med Wave)	

- (1) Re-issued to add further information  
(2) Re-issued to change part UD.14721 to UD.15501

4.1.47.

MICRO SWITCHES

BENTLEY 'T' ; SILVER SHADOW

Changes have been made to some of the micro switches fitted on these cars.

They are as follows:-

UG.12393 Neutral Start Switch (Spares Schedule Sheets G.14 item 101, and G.25 Item 105). The roller assembly was formerly supplied as part of the switch. It is now being supplied separately and has been allocated the piece number UG.12676

UG.12393 Gearbox Torque Converter Vanes and Kick Down Switch (LF cars only)

A new type of switch is now being used in this application, the piece number is UD.14562; again the roller assembly, piece number UG.12676, is supplied separately. Lucar blade terminals are fitted to the new switch as opposed to screwed terminal connections. Loom changes have therefore been made and for this reason the switches cannot be considered interchangeable.

UR.13689 Fast Idle Switch - Fridge Cars only

The new type switch UD.14562 is now being used in this application. As UR.13689 is also fitted with Lucar blade terminals, UD.14562 can be used for all replacements.

UR.13689 Reverse Light Switch

There is no change in this application, UR.13689 continues to be used.

SUMMARISING

UG.12393 Neutral Start Switch - all chassis	)Roller Assembly
UG.12393 Gearbox Torque Converter Vanes and Kick Down -	)UG.12676 to be
chassis: (Standard Saloons: SRX.1114 to 2591, Coachbuilt;	)ordered
CRX.1166 to 2727)	)separately if
	)required
UD.14562 Gearbox Torque Converter Vanes and Kick Down -	)
chassis: (Standard Saloons: SRX 2595 onwards, Coachbuilt:	)
CRX.2728 onwards)	)

Continued...

4.1.47.

- 2 -

UD.14562 Fast Idle Switch - Fridge Cars - used for all replacements.  
UR.13699 Reverse Light Switch - All chassis

4.1.49.  
(Issue 2)L.H. SEAT SWITCHBENTLEY 'T' ; SILVER SHADOW

As a result of the modification to the storage bin (see Information Sheet 4.N. 44.) it has been necessary to turn the operating switch through 180° on its mounting plate.

DISPLACEDNEW

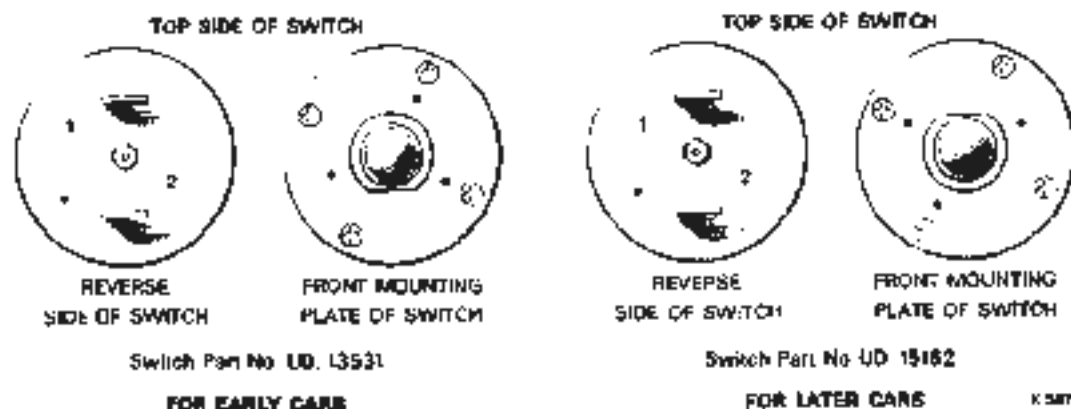
UD. 13531

Assy. L.H. Seat Switch

UD. 15162

Both types of switch will continue to be supplied for spares and, so far as standard cars are concerned, the car serial numbers to which the modification concerned was fitted are known and are given on Page 2.

The car serial numbers to which the modification was fitted on coach-built cars are not known; for this reason the later switch will normally be supplied unless the earlier one is specifically requested. In fact it is a simple operation to change one to the other being merely a matter of removing the four socket head screws from the cover plate and turning the body through 180°. Sketches of the switches are given below in order to simplify the procedure.

Fig.1 Assembly L.H. seat switch

Continued...

4, L, 49.  
(Issue 2)

- 2 -

The foregoing modification has been fitted to the following car serial numbers:-

Standard Cars SBH.2617, SRH.2632, SRX.2636, SRH.2637, SBH.2638, SRH.2639,  
SRX.2640, SRH.2641, SBX.2642, SRH.2645, SRH.2648 and onwards  
less 2721 and 2722.

---

ROLLS-ROYCE LIMITED, PYM'S LANE, CREWE, ENGLAND

---

4.L.50

FUEL/OIL LEVEL SWITCHBENTLEY 'T' & SILVER SHADOW

An improved type of fuel/oil level changeover switch has been introduced.

In order to fit this switch, it has been necessary to make a minor modification to the instrument board.

In addition, the large diameter hole in the switch mounting plate has been increased in diameter from 0.390 in. to 0.434 in.

When stocks of the existing switch have been used up the new one will be supplied for all replacements.

The part numbers are as follows:-

<u>OLD PART NO.</u>	<u>DESCRIPTION</u>	<u>NEW</u>
UD 1344	Assy. Switch Fuel/Oil Changeover	UD.15148
	Switch, Fuel/Oil Changeover	UD.14902
UD.1483	Mounting plate, Switch	UD.14903
	Distance Piece	UD.14836
	Knob	UD.14837
UW.10551	Assy. Instrument Board and Bridge Piece (R.H. cars)	UW.11612
UW.10605	Assy. Instrument Board	UW.11602
UW.10557	Assy. Instrument Board and Bridge Piece (L.H. cars)	UW.11613
UW.10601	Assy. Instrument Board	UW.11603
UW.10552	Assy. Instrument Board and Bridge Piece	Required on ( )
UW.10729	Assy. Instrument Board	L.H. Cars With ( )
		Swiss Horn ( )
		Muting Switch ( )
UW.10554	Assy. Instrument Board and Bridge Piece	Required on ( )
UW.10603	Assy. Instrument Board	R.H. Cars With ( )
		Swiss Horn ( )
		Muting Switch ( )
UW.11592	Assy. Instrument Facia (R.H. cars)	UW.11596
UW.11542	Assy. Instrument Facia (L.H. cars) Not U.S.A.	UW.11597

FUEL/OIL LEVEL SWITCH

BENTLEY 'T' ; SILVER SHADOW

The following are chassis numbers that incorporate the revised fuel/oil level switch.

Standard Cars : SRH 3525 and onwards.

Coachbuilt Cars : CRH 3649 and onwards.



BATTERY CABLE

BENTLEY 'T' : SILVER SHADOW

The battery cable assembly has been commonised for both right and left-hand cars, together with the bushes and clips.

The part numbers affected are as follows:-

DISPLACED

Formerly L.H. only  
NOW COMMON

UD.11634	Assy. Battery Cable Positive	UD.13311
RD.3042	Clip	UD.13487
UD.2139	Bush	UD.13489
UR.3289	Clip, Battery Cable, Negat	UD.13488
UA.1501/Z	Bolt	-

The following are the car numbers to which this modification has been fitted.

SRH 4386  
CRH 5052

GEARCHANGE ISOLATION RELAY

BENTLEY 'T' ; SILVER SHADOW

A series relay has been introduced into the electric gearchange actuator feed circuit.

The relay is fitted between the top of the instrument board and the body adjacent to the speedometer. It is mounted on a bracket secured to the instrument board and two clips fitted to the body.

The part numbers are as follows:-

UD.15656	Relay Gearchange Isolation	
UD.15659	Bracket Support	
UD.15662	Bracket Support	
UD.15658	Edge Clip	
UA.8685/Z	Screw Support Bracket	
UA.102/Z	Bolt Relay Mounting	
UA.301/Z	Nut Relay Mounting	
UA.1251/Z	Washer Relay Mounting	
UD.16242	Bracket Support	)
UD.16243	Edge Clip	) R.H. & Coachbuilt
UA.4701/Z	Screw	)

The car serial numbers to which the above modification has been fitted, are as follows:-

SRH. 4489 onwards  
SRX. 6455 onwards

Re-issued to add additional part numbers.

4.L.61.

STARTER MOTOR

BENTLEY 'T' : SILVER SHADOW

A new starter motor is now being fitted. They are not considered to be interchangeable between R.H. and L.H. cars.

Piece numbers are as follows:-

DISPLACED

NEW

UD.14953

Starter Motor - R.H. Cars

UE.35221

UD.14954

Starter Motor - L.H. Cars

UE.35220

WINDSCREEN WASHER

BENTLEY 'T'; SILVER SHADOW

A 'Tudor' windscreen washer is now being fitted to production cars, replacing the 'Lucas' and 'Delco' washer that have formerly been fitted.

A new mounting bracket has been introduced to accommodate the washer, locm changes have also been made.

The 'Tudor' washer can be used as a replacement for either the 'Lucas' or 'Delco' parts provided the mounting bracket is changed.

The numbers are as follows:-

DISPLACED

NEW

UD. 13144	Assy. - Washer Bottle 'Lucas'	
UD. 15807	Washer Pump and Cover	'Delco'
UD. 15382	Jar - Windscreen washer	'Delco'
UD. 11953	Assy. - Bracket and Clip	U.S.A. only
UD. 15040	Assy. - Bracket and Clip	Special U.S.A. cars
UD. 15042	Bracket - Upper	Special U.S.A. cars
UD. 11955	Bracket - Upper	U.S.A. only
UD. 11959	Spacer	U.S.A. only
UD. 15343	Assy. - Upper Mtg. Bracket	Not U.S.A. or Canada
UD. 15345	Assy. - Upper Mtg. Bracket	Not U.S.A. or Canada
UD. 3267	Clip	U.S.A. only
UD. 9178	Adaptor	U.S.A. only
UD. 9179	Tube	U.S.A. only
	Assy. - Washer Bottle 'Tudor'	UD. 15976
	Assy. - Mounting bracket, washer bottle	UD. 15977

The tube connector on the new bottle is of a larger dia. than the one on the displaced parts. To accommodate this, some early cars will be fitted with a length of tube with an increased inside dia; this is connected to the standard tube by means of an adaptor.

Please numbers of these parts are:-

- UD. 16354 Adaptor - Washer tube
- UD. 16355 Tube - Adaptor to jet
- UD. 16356 Tube - Adaptor to bottle

Re-issued to correct part number for the 'Tudor' bottle.

4.1.63.

Issue 2

COMBINED FRONT FLASHER AND SIDE-LAMP

BENTLEY 'T' ; SILVER SHADOW

The combined front flasher and side-lamp assembly, at present fitted to most cars, has a white side lamp lens and an amber flasher.

Recent U.S.A. legislation lays down that the side-lamp lens also must be amber.

The piece number of the lamp on all cars exported to the U.S.A. and Canada has accordingly been changed.

The original lamp will still be fitted on most other cars.

The new amber lens can be supplied separately if required.

DISPLACED

UD.10922            Front Flasher and Side-lamp Assembly  
CD.3115            Lens - Side lamp

NEW

UD.15610  
CD.5237

Re-issued to amend piece number

WIPER MOTORBENTLEY 'T' : SILVER SHADOW-LEFT-HAND DRIVE CARS

A new wiper motor is now being fitted to Left-Hand Drive cars.

This has necessitated a new wiper/washer switch, motor mounting bracket and the introduction of a Saddle Assembly with which the wiper motor is held in position.

Parts are not interchangeable and the part numbers are as follows:-

<u>DISPLACED</u>		<u>NEW</u>
UD.14871	Assy. - Wiper Motor	UD.16132
UD.15025	Assy. - Wiper Motor Bracket	UD.16364
	Assy. - Saddle - Wiper Motor	UD.16378
UD.11353	Wiper/Washer Switch	UD.16588

The following are the Car Serial Numbers to which the above modification has been fitted,

3BX.7454, 7496 onwards

SRX.7452, 7520, 7522 onwards

LRX.7296, 7378 onwards

Re-issued, to add Car Serial Numbers and delete reference to U.S.A. & Canadian cars.

4.L.66.

STARTER SOLENOIDBENTLEY 'T' - SILVER SHADOW

Supplies of the 'Lucas' 2 ST starter solenoid - the type at present being fitted, are no longer obtainable and the 4 ST type is now being used; in order to fit this, it has been necessary to modify the combination handbrake - clutch, throttle lever and solenoid mounting bracket; this modified bracket can be used for all replacements since the 2 ST solenoid can be mounted on it.

The 4 ST solenoid can be fitted for all replacements except when the latest type of rubber insulated mounting is used. When this is the case, the new bracket must also be fitted.

For obvious reasons of economy we do not propose supplying a new bracket with every 4 ST solenoid. It is considered that either the distributor will be holding a stock of one or two brackets, or if he has none, that he will order one at the same time as he orders a solenoid.

The part numbers are as follows:-

<u>DISPLACED</u>		<u>NEW</u>
UD.13627	4 ST Starter Solenoid	UD.15723
UG.12342	Assembly bracket, controls, handbrake and starter solenoid	UG.12956
UD.15348	Assy. Starter Solenoid	
UD.15339	Assy. Starter Solenoid	
UD.14915	Protective Cap	
UD.15242	Mounting Bracket Solenoid	

The following are Car Serial Numbers where the above modification was introduced.

SRH 5508, SRH 5517 and onwards  
CRH 6684 and onwards  
SRX 6771 and onwards  
LRX 6720 and onwards

4.L.67.

WINDSCREEN WIPERBENTLEY 'T' : SILVER SHADOW R.H. DRIVE CARS

In order to reduce windscreen wiper noise on these cars, rubber grommets have been introduced between the motor mounting bracket and the dashboard; the holes in the mounting bracket have been increased to 5/8 ins. (15,87 mm.).

The new bracket can be used for all replacements providing the grommets, distance tubes, etc. are also supplied.

DisplacedNew

UD.10883	Mounting Bracket.	UD.16315
	Grommet Mtg. Brkt.	UR 6045
	Distance Tube	UR 6046
UA.6102/Z	Washer Mtg. Brkt.	UH 33803
UA.1202/Z	Stud Mtg. Brkt.	UA 703/Z

The following are the Car Serial Numbers to which this modification has been fitted:-

Standard cars	SRII 6794
Cochbuilt cars	IRII 6787

---

**ROLLS-ROYCE LIMITED, PYM'S LANE, CREWE, ENGLAND**

---



4.1.70

HEADLAMPSBENTLEY 'T' : SILVER SHADOW

In order to conform with new lighting requirements in some European countries, the light units have been changed.

The Light units are interchangeable in pairs only. For the time being both types will be supplied.

The Part Numbers are as follows:-

		<u>NEW</u>
Assy. Headlamp (Inner)	(	UD.10713
Backshell	(	UD.8536
Light Unit	(	UD.16735
Bulb	(	Italy
Assy. Headlamp (Outer)	(	UD.3970
Backshell	(	Sweden
Light Unit	(	UD.16714
Bulb	(	W. Germany
		UD.8536
		UD.16734
		UD.3970
Assy. Headlamp (Inner)	(	UD.16893
as above except	(	
for bulb	(	
Bulb Cadmium Yellow	(	France
Assy. Headlamp (Outer)	(	only
as above except	(	UD.4966
for bulb	(	UD.16894
Bulb Cadmium Yellow	(	
		UD.4866

Continued...

DISPLACED

UD.8524	Assy. Headlamp (Inner)	(	
UD.8545	Seal Beam Unit	(	
		(	W. Germany
UD.8526	Assy. Headlamp (Outer)	(	and Sweden
UD.8539	Light Unit	(	
UD.3970	Bulb	(	
UD.8558	Assy. Headlamp (Inner)	(	
UD.8584	Light Unit	(	
UD.3970	Bulb	(	Italy
		(	
UD.8559	Assy. Headlamp (Outer)	(	
UD.8585	Light Unit	(	
UD.3970	Bulb	(	
UD.8529	Assy. Headlamp (Inner)	(	
UD.8547	Sealed Beam Unit	(	
		(	France
UD.8530	Assy. Headlamp (Outer)	(	only
UD.8539	Light Unit	(	
UD.4868	Bulb	(	

WINDSCREEN WIPER MOTOR

BENTLEY 'T' : SILVER SHADOW - RIGHT-HAND DRIVE CARS

A new Wiper Motor, similar to the one previously instructed for Left-hand drive cars only, is now being fitted to Right-hand drive cars.

This has necessitated a new mounting bracket, but the saddle and wiper/washer switch are the same as Left-hand drive cars.

Parts are not interchangeable and piece numbers are as follows:-

<u>DISPLACED</u>		<u>NEW</u>
UD.16315	Mounting Bracket - Wiper Motor	UD.16604
UD.13616	Wiper Motor	UD.16605

The following are the Car Serial Numbers to which the above modification has been fitted.

SRH.7412, 7421, 7424, 7427, 7478, 7432, 7435, 7438, 7441, 7443, 7445, 7461, 7463, 7464, 7473, 7477, 7479, 7481, 7483, 7485, 7487, 7488, 7491, 7495, 7506, 7507, 7509, 7510, 7524, 7526, 7530, 7532, 7534 onwards.

SBH.7430, 7475, 7520, 7522 onwards.

CRH.7498, 7499, 7503, 7504, 7541, 7545, 7546, 7547, 7571 onwards.

DRH.7460, 7500, 7501, 7502, 7542, 7543 onwards.

Re-issued to add Car Serial Numbers.

RADIOSBENTLEY 'T' ; SILVER SHADOW

The following are part numbers of radios which are now being currently fitted on the above cars, together with the necessary mounting brackets and finishers etc., used in the front console and division console.

The parts are not interchangeable and the numbers are as follows:-

<u>DISPLACED</u>		<u>NEW</u>
LD,15501	Philips Radio 22 RN 686 (Built-in balance control )	UD,16658
LD,15239	Philips Radio 22 RN 681/89 North America )	UD,16716
LD,16102	(Philips Radio 22 RN 681/86 ) Med/Short	UD,16715
	(Philips Radio 22 RN 681/87 )	UD,16717
LD,16333	Radiomobile Radio 1060/VRR Med/Long	UD,16736
	Assy. Mounting Bracket } Used in Centre Division	
	Radio } with Philips & Radiomobile	UD,16710
	radios	
	Assy. Support Bracket Radio Mounting) Front Console with	UD,16646
	Assy. Finisher Radio L.H.D cars) Philips Radio	UD,16645
	Assy. Picture Plate L.H.D. cars) Used with	UD,17004
	Assy. Picture Plate R.H.D. cars) 22 RN 686 Radio	UD,17005
UB,16960	Assy. Console Division ) Centre Division	
	) Console	UB,17853
LD,12476	Assy. Finisher Radio ) with Philips Radio	UD,16706
UD,12812	Assy. Finisher Radio L.H.D. cars) Front console	UD,16752
	Assy. Finisher Radio R.H.D. cars) with Radiomobile	UD,16755
	Assy. Mounting Bracket ) Radio	
	Radio )	UD,16751
	Washer-Spindle-Radio Front console & Division Console	UD,16756
	with Radiomobile Radios	

4.L.76

SEAT SWITCHES

BENTLEY 'T' SILVER SHADOW

The design of the seat switch knob has been changed, at the same time minor interior alterations have been made.

A new piece number has been allocated.

Except on considerations of appearance the switches are identical.

Part numbers are as follows:

<u>Displaced</u>		<u>New</u>
UD. 13530	Assy Seat Switch R.H.	UD. 16353
UD. 13531	Assy Seat Switch L.H.	UD. 16352
UD. 15162	Assy Seat Switch L.H. ) see information sheet 4L49 )	UD. 16351



Spares Information Sheet issued for  
BENTLEY T : SILVER SHADOW

Section L  
Information Sheet No. 4.L.79 Issue 2  
Page No. 1  
Date 7.7.71

### SPEEDOMETER FLEXIBLE DRIVE

The same speedometer drive cable, sometimes in conjunction with an adaptor, has up till now been fitted on all cars.

Two different cables are now being fitted. One is for use on Left-hand drive and also Right-hand drive cars with Four Speed Automatic Gearbox.

The other is used on all Right-hand drive cars with Torque Converter Transmission; the gearbox adaptor (G.23 Item 19) is no longer required.

#### DISPLACED

#### NEW

UD 15459	Assy.-Flexible Drive Speedometer - R.H.D.	UD 17256
	Assy.-Flexible Drive Speedometer - L.H.D.	UD 17257
UG 12815	Gearbox-Adaptor Speedometer	
UD 12526	Clip-Speedometer Cable to Undersheet	UD 12527
UD 14020	Clip-Speedometer Cable to Bracket	UD 16515

The new parts can be used for all replacements in the respective application.

#### Issue 2. Reason for re-issue to add Car Serial Numbers.

The following are Car Serial Numbers to which the above modification has been fitted:-

cars except:- SRH 9396, SRH 9398, SRH 9403, SRH 9404 and all subsequent  
SRH 9399, SRH 9400, SRH 9405, SRH 9407, SRH 9411, SRH 9412

#### Issue 3. To amend the text on Issue 1 and 2.

Spares Information Sheet issued for  
BENTLEY T : SILVER SHADOW

Section L  
Information Sheet No. 4.L.79 Adden.  
Page No 1  
Date 17.9.71

SPEEDOMETER FLEXIBLE DRIVE

Inner Speedometer Cables are now available for spares purposes.  
A quantity of the special grease is supplied with each cable.

The part numbers are:-

RH 2539	Speedometer Inner Cable	Right-hand drive cars
RH 2540	Speedometer Inner Cable	Left-hand drive cars

CWG/KE/DB



4.L.82

IGNITION COIL

BENTLEY 'T' ; SILVER SHADOW

Supplies of UE.34104 Ignition Coil are not longer available and RH.6402 is now being used as a suitable replacement, Service Bulletin reference (SY/M36).

4.1.83.

WINDSCREEN WIPER WHEELBOX

BENTLEY 'T' : SILVER SHADOW

The part number of Wheelbox and Wheelbox Assembly, spares schedule K1/2/3 Items 11, 12 has been changed.

The new Wheelboxes are interchangeable and the Part Numbers are as follows:-

<u>DISPLACED</u>		<u>NEW</u>
UD.11383	Assembly Wheelbox	UD.17594
UD.11113	Wheelbox	UD.17593

The above modification has been fitted to the following cars:-

Standard	SRH.9577 and onwards.
2-Door Saloon	CRH.9543 and onwards.
Convertible	DRH.9547 and onwards.
Long Wheelbase	LRX.9536 onwards.

Spares Information Sheet issued for  
BENTLEY T : SILVER SHADOW

Section L  
Information Sheet No. 4, L, B4  
Page No. 1 Issue 3  
Date 4.10.71

WINDSCREEN WASHER

A new 'Trico' Windscreen washer unit with a separate pump is now being fitted.

A modified mounting bracket is also necessary. The opportunity has been taken to incorporate parts into the bracket which will be used to mount new features which will be announced at a later date. The 'Trico' washer cannot be used in place of any of its predecessors unless all the parts on the following list are also fitted.

The new part numbers are as follows:-

<u>Part No.</u>	<u>Description</u>
UD 16738	'Trico' Windscreen Washer Bottle Assembly
CD 5494	Jar
CD 5494	Cap
CD 5496	Filter
CD 5497	Liner
UD 16739	'Trico' Pump
CD 5493	Impeller Service Kit (to service UD 16739)
UD 18482	Retainer Bottle Bracket
UE 36550	Assembly Bracket, Relay and Bottle Mounting
UE 36559	Tube Pump to Jets 64,000 in. (162,56 cm.) length
UE 36560	Tube Pump to Bottle 14,750 in. (37,46 cm.) length

Re-issue Page 1 Issue 3

Reason To change UD 18482 part number from UD 17416 to bring into line with latest information.

Cwt/KH

Section ADDENDUM

Information Sheet No. 4, L.84

Page No. 1

Date: 16.11.70

WINDSCREEN WASHER

The following are Car Serial Numbers to which this modification has been fitted:-

- Standard:- SRH.9849, SRH.9855, SRH.9861, SRH.9864, SRH.9866, SRH.9867, SRH.9869, SRH.9871, SRX.9875, SBH.9882, SRX.9883, SBH.9884, SRX.9885, SRX.9887, SRH.9888, SRX.9889, SRH.9890, SRH.9891, SRH.9892, SRH.9893, SRH.9896, SRH.9897, SRH.9898 and all subsequent cars.
- Coachbuilt:- DRH.9976, DRH.9978, DRH.9979, DRX.9983, DRX.9984, DRX.10018, DRH.10023, CRX.10076 and all subsequent cars.
- Long Wheelbase:- LRX.9877, LRX.10005, LRX.10006 and all subsequent cars.

Section

Information Sheet No. 4.L.85

Page No. 1

Date: 1.12.70

CONTROLS LOWER TEMPERATURE FLAPBENTLEY 'T' : SILVER SHADOW

Because of difficulties being experienced in achieving a precise position for Number 4 opening of the lower temperature flap, a micro switch is now being fitted to make it more positive.

The switch is mounted on the actuator bracket and is operated by an extra arm on the actuator lever.

The new parts can be used for all replacements and will be when existing stocks are used up.

If it is desired to fit the modification on an existing car, then of course the complete set of parts will be required.

DISPLACEDUD, 13459  
UD, 14906

Crank-Lower Temperature Flap Actuator  
Control Rod  
Assy.-Lower Temperature Actuator Bracket  
Right-Hand  
Micro Switch  
Roller - Micro Switch  
Screw 6B.A. - Micro Switch Mounting  
Nut 6B.A. - Micro Switch Mounting  
Washer 6B.A. - Micro Switch Mounting  
Assy. Cable Connection - Actuator Socket  
to Micro Switch

NEW

UD, 16134  
UD, 16187  
UD, 16133  
UD, 16580  
UG, 12076  
UA, 10696/Z  
UA, 11401/Z  
X, 4401/Z  
UD, 16212

Section L

Information Sheet No. 4.L.85 Addendum

Page No. 1

Date: 13.1.71.

CONTROLS LOWER TEMPERATURE FLAP

BENTLEY 'T' : SILVER SHADOW

The following are Car Serial Numbers to which this modification has been fitted.

Standard:-	SRH.10276	SRH.10283	SRH.10294
	SRH.10277	SRH.10284	SRH.10295
	SRH.10279	SRH.10285	SRH.10164
	SRH.10280	SRH.10286	SRH.10165
	SRH.10281	SRH.10290	and all subsequent cars.
2-Door Saloon :-	CRX.10320	and all subsequent cars.	
Convertible :-	DRH.10371	and all subsequent cars.	
Long Wheelbase cars:-	LRX.10366, LRX.10367, LRH.10377	and all subsequent cars.	

CWC/KH.

Section

Information Sheet No. 4.L.06

Page No. 1

Date: 14.12.70

COMBINED FRONT SIDE & FLASHER LAMPBENTLEY 'T' : SILVER SHADOW

To meet further lighting regulations additional markings have been added to the lenses on these lamps and a change in part number for the complete lamp has resulted.

Lamps with Amber Flasher and White Side Lights are now acceptable in all countries except Italy.

DISPLACED

UD,17063 Combined Front Side & Flasher lamp,  
Amber Flasher and White Side.

UD,17064 Combined Front Side & Flasher lamp,  
White Flasher and White Side (Italy).

NEW

UD,17813

UD,17814

Spares Information Sheet issued for

Bentley T : Silver Shadow

Section 1

Information Sheet No. 4.L.87

Page No. 1

Date 24.2.71.

WINDSCREEN WIPERBENTLEY 'T' : SILVER SHADOW

A Lucas wash/wipe control unit is now being fitted and is used with the existing windscreen washer and wiper switch. Operation of the switch promotes a double action; the windscreen both washed and wiped.

It is no longer possible to have wash action only.

The new part numbers are as follows:-

UD 17690	Assy.-Support Bracket-Control Unit
UD 17688	Fibre Cover
UD 17694	Control Unit-Lucas Type 17/BA (33332B)
UB 18397	Distance Piece
UD 17718	Assy.-Link Cables/Wash Wipe Switch

The following are Car Serial Numbers to which the above modification has been fitted.

Standard saloons - SRX 10236, SRX 10355, SRH 10390, SRH 10392, SRH 10393, SRH 10394, SRH 10395, SRH 10396, SRH 10397, SRH 10398, SRH 10400, SRX 10401, SRH 10402, SRH 10403, SRH 10405, SRH 10407, SRX 10423 and all subsequent cars.

Coachbuilt cars DRH 10376, CRX 10406, DRH 10416 and all subsequent cars.

Long Wheelbase cars LRH 10410, LRH 10411, LRX 10412, LRX 10413, LRX 10414 and all subsequent cars.



Spares Information Sheet issued for  
PHANTOM VI

Section L  
Information Sheet No. 4.L.88  
Page No. 1  
Date 9.3.71.

IGNITION

An anti-theft coil is now being fitted on these cars.

Piece numbers are as follows:-

DISPLACED

UE 34104	Coil
UE 32492	Distance piece-mounting-coil
UE 16348	Panel assembly dashboard
	Grommet-retaining plate
	Grommet-coil lead
	Retaining block tube-coil lead
	Retaining screw-tube
	Grommet-dash panel
	Grommet-dash panel
UE 32391	H.T. cable-distributor to coil
UE 32394	L.T. cable-distributor to coil
UE 33475	H.T. cable-distributor to coil (French cars only)
UD 14396	Cable-condenser to coil
UD 13396	Base-switchbox
UD 1723	Cam-contact, ignition

NEW

UE 36427
UE 38433
UE 37277
UE 37279
UE 37280
UR 16716
UR 16732
UB 1051
RD 3097
UE 37371
UE 37374
UE 37373
UD 18079
UD 17126
UD 17127

Spares Information Sheet issued for  
BENTLEY T : SILVER SHADOW

Section L  
Information Sheet No. 4.L.89  
Page No. 1  
Date 29.4.71

PERMANENT MAGNET WIPER MOTOR

The electric motor component of the present production wiper assembly, UD 16132 and UD 16605, is used on various makes of motor car; in the interest of commonisation the motor only, gear and friction drive assembly and rack are now being supplied as separate items.

In the majority of cases the rack will be undamaged and can be left in position on the car.

The wiper should be dismantled in accordance with Workshop Manual No. TSD 2476 Chapter M. Only the part actually in need of repair should be returned to Crowe.

Piece numbers are:-

<u>Description</u>	<u>Piece No.</u>
Wiper Motor	CD 5612
Gear and Friction Drive Assembly R.H. cars	CD 5609
Gear and Friction Drive Assembly L.H. cars	CD 5610

Cwt/KH

4.15.1.

AIR CONDITIONINGBENTLEY T AND SILVER SHADOW R.H. CARS ONLY

The output of the heater has been increased by taking the feed directly from the pressure side of the coolant pump.

At the same time the bore of both the feed and return pipes has been increased from 0.425 in. dia. to 0.525 in. dia.

An additional boss on the coolant pump accommodates the feed pipe.

The heater supply tap has been repositioned on a modified hydraulics reservoir bracket.

Inlet and outlet orifices on both heater and tap have been increased in diameter; it has also been necessary to reform the engine breather pipe to avoid a foul.

With the exception of the breather pipe, none of the parts are interchangeable and piece numbers are as follows:-

<u>Displaced</u>		<u>New</u>
UE.32645	Assembly Coolant Pump	RI.2381
UE.32599	Assembly Volute Casing	UE.33699
UE.32537	Volute Casing	UE.33700
	Assembly Heater Feed Pipe	UE.33686
UE.33103	Assembly Heater Return Pipe	UE.33688
	Clip - Heater Feed and Return Pipes	UE.33696
UE.33057	Hose - Heater Return	UE.33701
UD.11309	Hose - Heater to Tap	UD.12957
UD.11777	Hose - Feed - Coolant Tap	UD.12961
UR.13785	Assembly Mounting Bracket - Reservoir and Heater Tap	UR.14603
UD.10924	Assembly - Heater Box	UD.13016
UD.10934	Grommet - Heater Box	UD.12960
UD.10814	Heater Matrix	UD.12735

Continued...

DisplacedNew

UD.11307	Crank - Actuator - Coolant Tap	UD.12958
UD.11311	Coolant Tap	UD.12956
UD.8006	'O' Ring - Coolant Tap	XB.6203
UD.11300	Assembly Pipe - Coolant Tap to Heater	UD.12962
UE.32635	Assembly Breather Pipe	UE.33834

The following existing parts will also be required:-

Sealing Bobbin	UE.32669
Retention Plate - Bobbin	UE.32670
Setscrew - Retention Plate	UA.104/2
Plain Washer	UA.1251/2
'O' Ring - Sealing Bobbin	CK.610
Setscrew	UA.159/2
Clip - Hose - Heater Connections	RE.4608
Sealing Ring - Adaptors	UE.31592
Setscrew - 2 B.A.	UA.1503/2
Nut - 2 B.A.	X.4006/2
Heavy Washer	X.4452/2

The following are chassis numbers to which the above modification has been fitted:-

Standard Saloons - chassis 2319, 2345, 2357, 2359, 2361, 2362, 2366, 2372, 2373, 2375, 2387 and onwards less 2389.

Coachbuilt - chassis 2269, 2462 and onwards.

4.M.4.

CONTROLS AIR CONDITIONINGBENTLEY T : SILVER SHADOW

Modifications have been made to the lower temperature flap linkage in order to reduce friction.

Actuator and flap cranks have been re-designed and this enables the linkage geometry to be so arranged that there is no cross binding at the pivots.

A means of adjusting the link length has been incorporated.

Individual parts are not interchangeable.

Piece numbers are as follows.

<u>Displaced</u>		<u>New</u>
UD.11159	Crank, temperature valve	UD.13460
UD.11597	Crank, actuator, lower temperature valve	UD.13459
UD.11860	Rod, upper control rod	-
UD.11859	Rod, lower control rod	-
UA.7463	Cap, screw control rod	-
X.4006/Z	Nut, 2 BA, upper to lower rods	-
K.4404/Z	Nut, 2 BA, upper to lower rods	-
-	Control rod assy.	UD.13465
	Control rod	UD.13464
	Adjusting nut	UD.11857
-	Crank extension assembly	UD.13461
	Swivel bolt	UD.11858
	Washer, swivel bolt	X.8901/Z
	Crank extension	UD.13462
	Swivel block	UD.13463
	Locknut, rod to swivel bolt	X.4301/Z
	Washer, crank bolts	X.4446/Z
	Bolt, cranks	UA.1904/Z

---

ROLLS-ROYCE LIMITED, PYM'S LANE, CREWE, ENGLAND

---

4.M.5.

REFRIGERATIONBENTLEY 'T'; SILVER SHADOW

To simplify the assembly of the two pipes from the Suction Throttle Valve to the Evaporator, the connection between these has been moved to the engine compartment side of the dashboard panel.

Pipes are not interchangeable and part numbers are as follows:-

<u>Displaced</u>		<u>New</u>
UD.11412	Assy pipe S.T.V. to connector	UD.13795
UD.13017	Assy pipe S.T.V. to evaporator	UD.13797

DUCTING AIR CONDITIONING

BENTLEY 'T' : SILVER SHADOW

Improvements have been made to the controls which operate the Duct out let and allows fresh air to the front floor area (Spares Schedule Page No.2) items 15, 22, 26, 27, 28.

Individually the parts are not interchangeable. Piece numbers affected are as follows:-

<u>DISPLACED</u>		<u>NEW</u>
UD.11328	Assy. Cable Butterfly Valve	UD.13959
UD. 1337	Control slide	UD.13962
	Wire, Cable, Butterfly	UD.13963
UD.8087	Guide, Control	UD.13964
UD 3653	Spring Clip	-
UD 3651	Locating Plunger	-

The following are chassis numbers at which the above modification commenced.

Standard Cars SRX 2576 and onwards

4.M.10.

REFRIGERATIONBENTLEY 'T' & SILVER SHADOW

A modified Compressor Extension Pipe Assembly (Spares Schedule page N6 Item 54) is now being fitted. It is simpler and therefore less expensive to manufacture.

It is similar to the original one with the exception that the support bracket brazed on to the forward end of the pipe has been deleted. The assembly is now supported by a detachable bracket bolted on to the modified pipe union, the bracket being secured to the compressor in the normal way.

The new extension pipe and bracket etc., will be supplied for all replacements when stocks of UD.11419 have been used up.

DISPLACEDNEW

UD.11419	Assy Extension Pipe Compressor	UD.13812
	Bracket Pipe Support Compressor	UD.13814
	5/16" Bolt, Extension Pipe	
	Compressor	UA.160/Z
	Nut	UA.302/Z
	Washer	UA.1252/Z

Please note that the above Modification has been fitted to the following chassis numbers:-

Standard Cars: SRH 2696 and onwards on 1 Fridge Cars.



REFRIGERATION

BENTLEY 'T' : SILVER SHADOW

The piece numbers of two of the pipes on refrigerated cars have been changed.

They are as follows:-

<u>Displaced</u>		<u>New</u>
UD.11529	Assy. Pipe, Connector to Expansion Valve	UD.14567
UD.13797	Assy. Pipe, S.T.V. to Evaporator	UD.14569

REFRIGERATION

BENTLEY 'T' : SILVER SHADOW

On cars fitted with refrigeration a modified drip tray drain tube, (schedule N.3 item 71) is being fitted.

DISPLACED

NEW

UD.10406

Tube, Drip Tray

UD.14701

UD.10406 is still used on other applications.

Section M

Information Sheet No. 4.M.16

Page No. 1

Date: 1.11.70

REFRIGERATION PIPESBENTLEY T : SILVER SHADOW & PHANTOM VI

Detail improvements have been made to some of the refrigeration pipe assemblies; the changes necessitate the use of modified 'O' rings.

The new pipes together with new 'O' rings will be supplied for all replacements.

'O' rings marked \* on the following list are not interchangeable, and both types will continue to be supplied. 'O' rings other than these, are interchangeable and the new ones will be supplied for all replacements.

The part numbers are as follows:-

<u>Displaced</u>	<u>Phantom 6 Front Compartment</u>	<u>New</u>
UD.9322	Assy Pipe Flexible Hose to S.T.V.	UD.17313
UD.9348	Assy Pipe S.T.V. to Toeboard.	UD.17312
UD.11425	'O' Ring S.T.V. Equaliser pipe.	UD.16703
UD.11426	'O' Ring S.T.V. Extension pipe.	WK.11252 *
UD.11426	'O' Ring S.T.V. to Toeboard.	WK.11252 *
UD.12231	'O' Ring Expansion Valve.	UD.16703
<u>Phantom 6, Silver Shadow, Bentley 'T' Boot Refrig'n.</u>		
UD.15399	Assy Pipe Evaporator to S.T.V.	UD.17309
UD.11426	'O' Ring S.T.V. Connections.	WK.11252 *
UD.11425	'O' Ring S.T.V. Equaliser pipe.	UD.16703
<u>Bentley 'T' Silver Shadow Long Wheelbase Front Compartment.</u>		
UD.16002	Assy Pipe S.T.V. to Hose and Valve Conn.	UD.17311
UD.14811	Assy Pipe S.T.V. to Toeboard.	UD.17310
UD.12231	'O' Ring Expansion Valve.	UD.16703
UD.11425	'O' Ring S.T.V. Equaliser pipe conn.	UD.16703
UD.11426	'O' Ring to tee connection.	WK.11252 *
UD.11426	'O' Ring to Toeboard.	WK.11252 *

continued.....

Section M

Information Sheet No. 4.M.16

Page No. 2

Date: 1.11.70

DisplacedQtyStandard Bentley 'T' Silver Shadow Front Compartment.

UD.14811	Assy Pipe S.T.V. to Toeboard.	UD.17310
UD.15637	Assy Extension Pipe S.T.V. to Hose.	UD.17308
UD.12231	'O' Ring Expansion Valve.	UD.16703
UD.11426	'O' Ring S.T.V. Extension pipe.	UF.11252 *
UD.11426	'O' Ring S.T.V. to Toeboard.	UF.11252 *

The following are car serial numbers to which the above modification has been fitted.

Standard	SEH.9625 onwards except SEH.9626.
Coachbuilt	GBI.9753 onwards.
Drop Head Coupe	DEI.9643 onwards.
Long Wheelbase	LEI.9704 onwards.

Cwt/KH

Spares Information Sheet issued for  
BENTLEY T AND SILVER SHADOW

Section #  
Information Sheet No. 4.M.17  
Page No. 1  
Date 7.6.71

### REFRIGERATION

A revised method of mounting the Suction Throttling Valve (S.T.V.) and its Actuator is now being used which considerably simplifies the installation and removal of these units; a much smaller bracket is now being used which is secured at only one point on the engine valance.

Additional support is provided by a stay secured to the suction throttling valve extension pipe and a modified bracket on the brake fluid reservoir.

Changes have also been made to the pipe end fittings.

As a result, with the exception of UD.16322, none of the parts are interchangeable.

Piece numbers are as follows:-

<u>DISPLACED</u>		<u>NEW</u>
-	Assy.-Support bracket S.T.V. - Actuator.	UD. 16782
-	Assy.-Clip S.T.V. ext. pipe.	UD. 16785
UR. 15432	Assy.-Brake fluid reservoir.	UR. 16586
UR. 15886	Assy.-Support bracket S.T.V.	-
UR. 16131	Assy.-Support bracket, - front reservoir, L.N.B. only.	-
UR. 15454	Assy.-Support bracket, - front reservoir.	-
UD. 17310	Assy.-Pipe toeboard to S.T.V.	UD. 16322
UD. 17306	Assy.-Extension pipe S.T.V. to flexible.	UD. 16787
UD. 11521	Flexible hose - S.T.V. to compressor.	UD. 16052
UD. 13812	Assy.-Extension pipe to compressor.	UD. 16323
UD. 15464	Flexible hose - Compressor to condenser.	UD. 16051
UR. 14027	Assy.-Pipe flexible to condenser.	UD. 16318
UR. 14011	Assy.-Condenser unit.	UD. 16316
UR. 13987	Assy.-Pipe condenser.	UD. 16317
UD. 17311	Assy.-Pipes S.T.V. to flex. valance conn. L.N.B. only.	UD. 16789

Cwt/KH

Spares Information Sheet issued for

BENTLEY T : SILVER SHADOW

Section M

Information Sheet No. 1.M.17 Add.

Page No. 1

Date 4.8.71

REFRIGERATION

To enable stocks of the original brake fluid reservoir to be used up, an Intermediate Assy. Extension Pipe S.T.V. to Flexible Pipe has been introduced. The Part Numbers of these pipes are shown below as the intermediate fitting.

	ORIGINAL FITTING		INTERMEDIATE FITTING		FINAL FITTING	
	OTHER THAN L.W.B.	L.W.B.	OTHER THAN L.W.B.	L.W.B.	OTHER THAN L.W.B.	L.W.B.
RESERVOIR	UR. 15432	UR. 15432	UR. 15432	UR. 15432	UR. 16586	UR. 16586
ASSY. EXT. PIPE S.T.V. TO FLEX	UD. 17308	UD. 17311	RH. 8480	RH. 8477	UD. 16787	UD. 16789
ASSY. SUPPORT BRACKET RESERVOIR FRONT	UR. 15454	UR. 16131	UR. 15454	UR. 16131		
ASSY. SUPPORT BRACKET S.T.V.	UR. 15886	UR. 15886	UR. 15886	UR. 15866	UD. 16782	UD. 16782

The above modification has been fitted to the following cars:-

INTERMEDIATE FITTINGStandard Saloons

SRX. 10954, 10963, 10966 - 11016, 11023 - 11045, 11071 - 11108, 11110 - 11114, 11116 - 11132, 11134, 11136.

Coachbuilt Cars

DRX. 10988 - 10988, 11050, 11052, 11054 - 11056, 11065, 11067, 11069, 11070, 11148, 11149, 11151, 11152, 11205, 11207.

Long Wheelbase Cars

LRH. 10823, 11021, 11022, 11046 - 11049, 11057, 11059 - 11063, 11140 - 11147, 11158, 11158 - 11161, 11163, 11244.

Continued...

Spares Information Sheet issued for  
BENTLEY T : SILVER SHADOW

Section M  
Information Sheet No. 4.M.17 Add,  
Page No. 2  
Date 4.6.71

FINAL FITTING

Standard Cars

SRI.11133, 11135, 11137 - 11139, 11166 - 11181, 11183 - 11187 and all subsequent cars.

Coachbuilt Cars

CRH.11150, 11153 - 11155, 11206, 11206, 11211, 11239 and all subsequent cars.

Long Wheelbase Cars

LRX.11157, 11162, 11164, 11165, 11243, 11243 - 11254, 11285 and all subsequent cars.

---

BODYBENTLEY 'T': SILVER SHADOW

Modifications have been made to the front seat rake release mechanism in order to provide a smoother action.

The equaliser cables now act through the medium of a balance lever instead of by direct pull on the back plate flaps.

The back plate assemblies are secured to the seat frame by shouldered screws in place of the pivot pins and retaining rings formerly used.

The control cable bracket has been replaced by one which is secured to the seat frame by the control cable fulcrum screw. The lower end of the bracket serves as the fulcrum stop for the equaliser cable. Another of these brackets is bolted to the seat frame on the opposite side, its sole purpose being to serve as a stop for the equaliser cable on this side.

The new back plate assy can be used for all replacements if the shouldered screw is also supplied.

Piece numbers are as follows:-

<u>Displaced</u>		<u>New</u>
	Balance lever assy, L.H.	UB.14253
	Balance lever assy, R.H.	UB.14252
UB.12771	Back plate assy L.H.	UB.14259
UB.12772	Back plate assy R.H.	UB.14260
UB.12766	Pivot pin, back plate to frame	UB.14250
UB.11170	Retaining ring, pin	
UB.13412	Cable bracket	UB.14251
	Bolt, link to flap	CS.30543/Z
	Nut bolt	X.4008/Z
	Split pin, link to flap	UA.10050/Z



4.N.3.

FRONT SEAT SLIDE MECHANISM

BENTLEY 'T'; SILVER SHADOW

In order to improve the efficiency of the seat slide mechanism, some minor modifications have been effected.

In addition the distance piece and bolts replace the existing shouldered screws (Spares Schedule, Sheet L.26, Item 20) in the clutch connecting levers, the holes in the levers having been increased in diameter.

The new seat mechanism should be used for all replacements.

Piece numbers are as follows. -

<u>Displaced</u>		<u>New</u>
UB.12979	Assy - Seat Mechanism	UB.14281
	Distance Piece	UB.14274
UB.15015	Bolt	UB.14273

BADGE BAR AND BADGE BRACKETS

BENTLEY 'T': SILVER SHADOW

Badge Bar and Badge mounting brackets are now available as follows:-

A single bracket which is trapped between the bumper bar and number plate strut support; the bumper bar is not drilled for this type of bracket.

A Badge bar and brackets for which the bumper bar must be drilled.

Piece numbers are as follows:-

UB.14321	Badge Bar
UB.14306	Bracket mounting to bar
UB.14343	Bracket - Badge to No. plate strut

FRONT AND REAR DOOR FITTINGSBENTLEY 'T' : SILVER SHADOW

The efficiency of the ventilator seal, on the front door (L24 Ref.25) has been improved by some minor modifications to both the ventilator seal and the window frame.

The improvements in the window frame have made it possible to commonise the seal and backing strip assembly on the front door (L24 Ref. 20).

There is also a change in piece number of the backing strip assembly on the rear door (L25 ref. 19).

All parts are completely interchangeable and when stocks have been used up the new part can be used for all replacements.

DISPLACEDNEW

UB.12309	Seal-Ventilator - Front Door L.H.	UB.14323
UB.12310	Seal-Ventilator - Front Door R.H.	UB.14324
UB.14511	Welding Assy. - Frame - Front Door L.H.	UB.14409
UB.14512	Welding Assy. - Frame - Front Door R.H.	UB.14410
UB.12205	Assy. - Seal - Backing Strip - Front Door)	UB.14422
UB.12206	Assy. - Seal - Backing Strip - Front Door)	
UB.12569	Welding Assy. - Frame - Rear Door L.H.	UB.14411
UB.12570	Welding Assy. - Frame - Rear Door R.H.	UB.14412
UB.12183	Assy. - Seal - Backing Strip - Rear Door	UB.14421

INTERIOR GRAB HANDLESBENTLEY 'T': SILVER SHADOW

Trouble has sometimes been experienced with interior door handles (spares schedule page L.24 item 124). Cars have been modified from the commencement of production. Use new parts for all replacement of individual items. If grab handle and door handle assy. complete is required fit new parts given on Spares Information Sheet 4.N.12.

Piece numbers are as follows:-

<u>Displaced</u>		<u>New</u>
UB.12733	Assy. interior grab handle LH - front	UB.14501
UB.12251	Grab handle LH - front and rear	UB.14480
UB.12269	Assy. base LH - front	UB.14485
UB.12255	Assy. interior handle LH - front & rear	UB.14493
UB.12734	Assy. interior grab handle RH - front	UB.14502
UB.12252	Grab handle RH - front & rear	UB.14190
UB.12270	Assy. base RH - front	UB.14486
UB.12254	Assy. interior handle RH - front & rear	UB.14492
UB.12755	Assy. interior grab handle LH - rear	UB.14503
UB.12271	Assy. base LH - rear	UB.14487
UB.12756	Assy. interior grab handle RH - rear	UB.14504
UB.12272	Assy. base RH - rear	UB.14488

INTERIOR GRAB HANDLESBENTLEY 'T': SILVER SHADOW

A further improvement has been effected on the interior grab handles (spares schedule page L.24 item 124).

Complete grab handle assemblies are interchangeable and the new ones will be used for all replacements. Individual items are not interchangeable. Appropriate parts should be ordered according to the original equipment fitted.

Piece numbers are as follows:-

<u>Displaced</u>		<u>New</u>
UB.14501	Assy. interior grab handle LH front	UB.14473
UB.14493	Interior handle LH front & rear	UB.14465
UB.14485	Assy. base LH front	UB.14469
UB.14502	Assy. interior grab handle RH front	UB.14474
UB.14492	Interior handle RH front & rear	UB.14466
UB.14486	Assy. base RH front	UB.14470
UB.14503	Assy. interior grab handle LH rear	UB.14471
UB.14487	Assy. base LH rear	UB.14467
UB.14504	Assy. interior grab handle RH rear	UB.14472
UB.14488	Assy. base RH rear	UB.14468

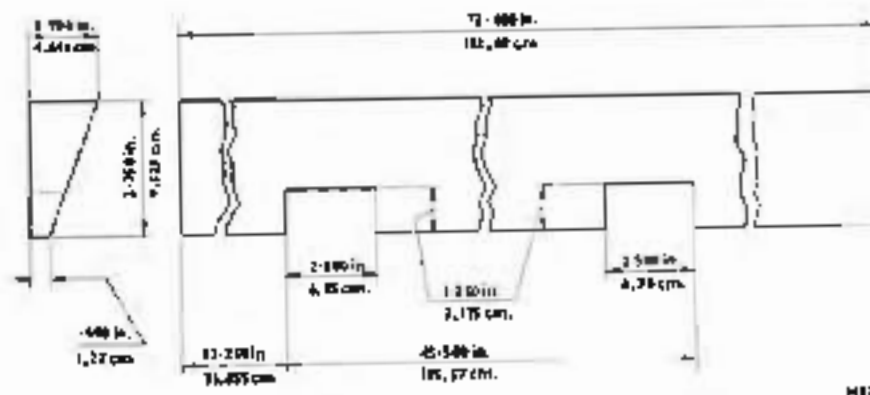
4. N. 20.

BODY - TOOLSBENTLEY 'T': SILVER SHADOW

In order to protect the body sills and provide suitable support when the front or rear suspension units are removed, special wooden beams have been designed, RH.7820.

It is thought that retailers will prefer to make their own and for this reason, whilst they could be provided if necessary, stocks will not be kept by Rolls-Royce.

The beams can be made from any soft wood and dimensions are as follows:-




---

ROLLS-ROYCE LIMITED, PYM'S LANE, CREWE, ENGLAND

---

4.N.24.

INSTRUMENT BOARDBENTLEY 'T': SILVER SHADOW

Modified mounting bracket assemblies (Spares Schedule L.23 Items 62 & 64) are now being used in order to simplify the fitting of the instrument board. The brackets are secured by through .250 bolts and self embedding nuts and a locking plate replaces existing wood screws and rivets.

The new brackets can be used for all replacements if the bolts and special nuts are also fitted.

Piece numbers of the following screws (Spares Schedule K.6 Item 139, L.23 Items 71, 156, 155, 162, 163) have also been changed.

<u>Displaced</u>		<u>New</u>
	Locating plate - centre support bracket	UB.14742
	Hardwood fillet - centre support bracket	UN.11334
UD.12591	Assy - mounting bracket <sup>(RH)</sup> (LH)	UB.14740 UB.14741
UB.12486	Assy - mounting bracket	UB.14737
UA.8683/E	Woodscrew ) Bolt	UA.105/Z
CS.36588	Semi tubular rivet)	
	Plate securing mounting bracket	UB.14750
	Heavy plain washer	UA.6 02/Z
	Dot teenut	UD.13800
UA.6803/Z	Screw - picture plate to side bracket	UD.13802
UA.105/Z	Bolt - Inst. board to centre support	UA.45 4/Z
CS.34356/E	Washer - Parcel tray to inst. board	CS.34322/E
UA.6805/E	Woodscrew - Parcel tray to inst. board	CS.31483/E
UA.6805/E	Woodscrew - Hand brake pocket to inst. board	CS.31483/E
CS.34356/E	Washer - Hand brake pocket	CS.34322/E

---

 ROLLS-ROYCE LIMITED, PYM'S LANE, CREWE, ENGLAND
 

---

DOOR GLASS SEALBENTLEY 'T' : SILVER SHADOW

The door drop glass seals (Spare Schedule sheet L24 items 2, 3, 4, sheet L25 item 2 and 3) have been replaced by one in a continuous piece. This new seal will be supplied for all replacements when existing stocks have been used up.

The piece numbers are as follows:-

<u>DISPLACED</u>		<u>NEW</u>
UB.13723	Seal-Top-Front Window Glass L.H. )	
UB.12702	Seal-Front Channel )	UB.14711
UB.12704	Seal-Rear-Rear Frame )	
UB.13724	Seal-Top-Front Window Glass R.H. )	
UB.12702	Seal-Front Channel )	UB.14710
UB.12704	Seal-Rear-Rear Frame )	
UB.12704	Seal-Drop Glass, Rear Doors )	UB.14709
UB.13725	Seal Top-Drop Glass, Rear Doors )	
UB.12704	Seal-Forward and Rear-Rear Door L.W.B. Cars)	UB.14712
UB.13731	Seal-Top-Drop Glass, Rear Doors L.W.B. Cars)	



4.N.30.

SEAT RAKE MECHANISMBENTLEY 'T' - SILVER SHADOW

To improve accessibility and reduce operating loads at the handle, the seat rake mechanism has been modified.

The new parts are not interchangeable.

It is not considered to be a practicable proposition to install the modified mechanism on existing cars.

Piece numbers are as follows:-

<u>Displaced</u>		<u>New</u>
UB.12750	Assy. Frame - Seat R.H.)	
UB.13965	Assy. Frame - Seat L.H.)	UB.14614
UB.13410	Handle - Rake Mechanism	
UA.4955/E	Screw-handle to lever	
UB.13553	Assy. - Lever & Shaft L.H. - Assy. Rake Lever	UB.14638
UB.13554	Assy. - Lever & Shaft R.H. - Assy. Rake Lever	UB.14639
UB.13680	Spring - Rake Mechanism	UB.14613
UB.13414	Cable Equalising - Rake Mechanism)	
UB.13413	Cable - Control - Rake Mechanism ) Control Cable	UB.14625
UB.13412	Bracket - Stop - Equalising Cable	
UA.102/Z	Bolt Cable Stop Bracket	
UB.13470	Assy. Bracket & Bush	
UB.11266	Fastener nut - Bracket - Seat	
UA.7384/Z	Screw - Fastener Nut	
UB.13477	Assy. - Front & Rear Plates	
UA.1252/Z	Washer - Plates to Bracket	
UB.14127	Circlip	
UB.13401	Assy. Valance Seat L.H.	UB.14631
UB.13402	Assy. Valance Seat R.H.	UB.14632
	Bearing Lever	UB.14614
	Bolt - Pivot	UA.106/Z
	Link Connecting Rake Handle to Balance Lever	UB.14617
	Spring Dowel Pin Link	UB.14626
	Retaining Clip	UB.14628
	Spring Clip - Cable Support	UB.14627

---

ROLLS-ROYCE LIMITED, PYM'S LANE, CREWE, ENGLAND

---

PETROL FILLER DOORBENTLEY 'T' : SILVER SHADOW

The petrol filler door (Spare schedule sheet L10 item 19) has been modified, to accommodate a new hinge.

The new parts will be supplied for all replacements but it will be necessary to remove the existing bracket weld out in the petrol filler box and drill new holes. A small drill jig should be made up as shown in Figure 1. This can be bolted to the box using the existing holes. After the new holes have been drilled the original holes should be blanked off.

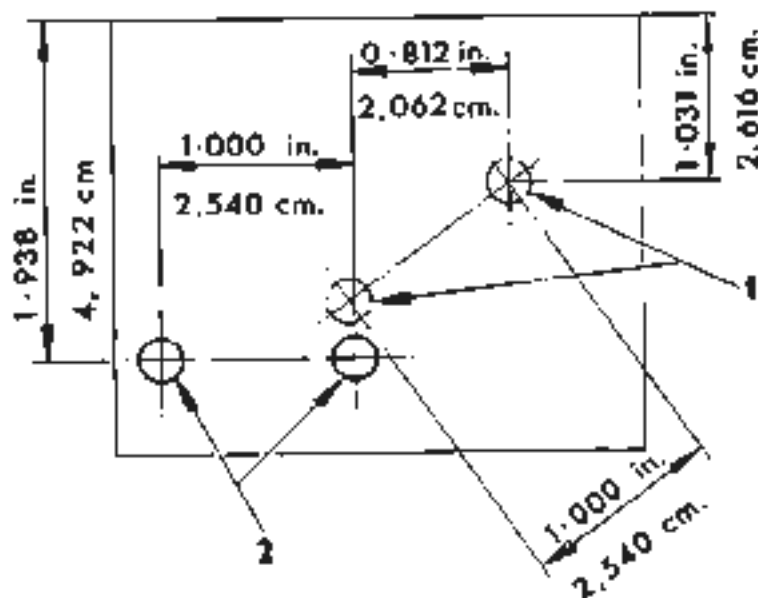
DISPLACED

31260/0184	Assy. - Petrol filler door	UB.14778
11260/0301	Panel - Petrol filler door	UB.14779
	Assy. - Upper mounting bracket	UB.14784
	Assy. - Lower mounting bracket	UB.14786
UB.12137	Assy. - Door bump stop	UB.14790
	Stop vertical (stuck with Hostik 1755 to lower bracket)	UB.14789
UB.12583	Return spring - door	UB.14793
	Packing piece - Lower mounting bracket	UB.14794

NEW

Fig.1 Position of holes in petrol filler door

- 1 2 EXISTING HOLES  
2 2 ADDITIONAL HOLES



FUSEBOX

BENTLEY 'T' - SILVER SHADOW

The fusebox carrier (Spares Schedule Sheet 1.23 item 171) has been slightly modified in order to prevent a tendency for the wires to chafe when it is opened and closed.

The piece numbers are as follows:-

UB.12804 Assy. - Hinged Mtg. Brkt. - Fusebox - R.H.D. Cars  
UB.15381 Assy. - Hinged Mtg. Brkt. - Fusebox - L.H.D. Cars

ROOF RACK

BENTLEY 'T' & SILVER SHADOW

A roof rack is now available, to be fitted at Customers request only.

The part number is UB.14998.

FRONT DOOR WINDOW FRAMEBENTLEY 'T': SILVER SHADOW

The striker plate (Spare Schedule Sheet L 24 item 37) has been lengthened, and the waistrail finisher (Sheet L 24 item 84) modified to suit.

The tapping block (Spare Schedule Sheet L 24 item 48) has been modified to make it common for both R.H. and L.H.

All parts are interchangeable.

Piece numbers are as follows:-

<u>Displaced</u>		<u>New</u>
UW.10594	Assy. - Finisher - Waistrail - R.H.	UW.11468
UW.10593	Assy. - Finisher - Waistrail - L.H.	UW.11467
UW.11908	Assy. - Finisher - Waistrail - R.H. with mirror	UW.11470
UW.11909	Assy. - Finisher - Waistrail - L.H. with mirror	UW.11469
UB.13446	Striker Plate - Front Vent ( R.H. ( L.H.	UB.14965 UB.14964
UB.14140	Striker Plate Front Vent - R.H. with mirror	UB.14967
UB.14139	Striker Plate Front Vent - L.H. with mirror	UB.14968
UB.14142	Tapping Block - Mirror	UB.14141

SILL CONTROL - REAR DOOR L.H.D.BENTLEY 'T' : SILVER SHADOW

Further to Information Sheet 4.N.68, the fittings connecting the 'Bowden' cable sill control have been changed. The 'Bowden' cable (with additional fittings removed) is interchangeable, but should it be necessary to replace the brackets, the complete cable would have to be supplied.

The part numbers are as follows:-

DISPLACEDNEW

UB.17365	Assy. - 'Bowden' cable	UB.17892
UB.17336	Support bracket - Cable to door lock R.H.	UB.17982
UB.17337	Support bracket - Cable to door lock L.H.	UB.17983
UB.17420	Assy. - Lever - Door Lock R.H.	UB.17916
UB.17419	Assy. - Lever - Door Lock L.H.	UB.17915
UB.17408	Support bracket - Cable to button R.H.	UB.17880
UB.17407	Support bracket - Cable to button L.H.	UB.17881
UB.12856	Bush - Sill control button	UB.17884

- 2 -

The foregoing modification has been fitted to the following car serial numbers:-

Standard Cars SBH.2617, SRH.2632, SRX.2636, SRH.2637, SBH.2638, SRH.2639,  
SRX.2640, SRH.2641, SBX.2642, SRH.2645, SRH.2648 and onwards  
less 2721 and 2722.

PETROL FILLER DOOR CATCHBENTLEY 'T': SILVER SHADOW

An improved petrol filler door catch is now being fitted.

Individually the parts are not interchangeable. The numbers are as follows:

<u>Displaced</u>		<u>New</u>
UD.11730	Assy. Catch, Lock Petrol Filler Door	UD.13863
UD.11732	Pivot Bracket	UD.13867
UD.11731	Bolt, Pivot	UA.1955/Z
	Tube Clamping	UD.13868
	Washer, Plain Pivot Tube	UD.13869
UD.11735	Split Pin	UA.11130
	Nut 3 B.A. Pivot	X.4005/Z
	Washer Split Pin	X.4412/Z
X.4304/Z	3 B.A. Nut	
UD.5035	5 B.A. Washer	
X.4446/Z	3 B.A. Washer	
UD.11734	Plastic Ring	
UD.11733	Bolt, Pivot Arm	

The following are chassis numbers that incorporate the above modification.

Standard Cars 2387 and onwards.

Coachbuilt Cars 2504 and onwards.

(1) Re-issued to bring into line with latest alteration.



FRONT DOOR WINDOW FRAMEBENTLEY 'T' ; SILVER SHADOW

Front doors with a fixed quarter light are now being fitted.

The swivelling quarter light will continue to be fitted as a Customers request item.

If the new finisher is used, the complete welded assembly is interchangeable.

Piece numbers are as follows:-

<u>DISPLACED</u>		<u>NEW</u>
UB.14409	Welded Assy - Front door frame - L.H.	UB.15051
UB.14410	Welded Assy - Front door frame - R.H.	UB.15052
	Welded Assy - Front door frame - R.H. with mirror.	UB.15776
	Welded Assy - Front door frame - L.H. with mirror.	UB.15777
	Assy Support Plate and Front channel - L.H.	UB.15441
	Assy Support Plate and Front channel - R.H.	UB.15440
	Fixed quarter light - Plain.	UB.15758
	Fixed quarter light - Sundyn.	UB.15060
	Seal-fixed quarter light - Lower - L.H.	UB.15438
	Seal-fixed quarter light - Lower - R.H.	UB.15439
	Seal-fixed quarter light - Rear.	UB.15073
	Seal-fixed quarter light - Front.	UB.15074
UW.11467	Assy Finisher - Front door - L.H.	UW.11507
UW.11468	Assy Finisher - Front door - R.H.	UW.11506

Continued...

- 2 -

The above modification has been fitted from the following chassis numbers:-

Standard cars - SRH 3552 and onwards

(1) Re-issued to add chassis numbers.

4. N. 59.

FUSEBOXBENTLEY 'T': SILVER SHADOW

Some alterations have been made to the fusebox carrier trim and identification plate (Spares Schedule Sheet L.23 items 164, 166, 168, 169, 170) with the object of improving the trim.

Part numbers are as follows:-

<u>Displaced</u>		<u>New</u>
UB.15381	Assy. Hinged Mtg. Bracket - Fusebox L.H.D. cars	UB.15383
UB.12694	Assy. - Hinged Mtg. Bracket - Fusebox R.H.D. cars	UB.14868
UD.12168	Retaining Cover - Fusebox Identification Plate	UB.14862
	Trim Plate Fusebox Carrier R.H.D. cars	UB.14856
	Trim Plate Fusebox Carrier L.H.D. cars	UB.14857
UB.13064	Cover - Hinges - Fusebox R.H.D. cars	UB.14858
UB.13063	Cover - Hinges - Fusebox L.H.D. cars	UB.14859
	Assy. - Identification Plate Fuseboard	UB.14892
CS 30077/Z	Screw 4 B.A. cover to hinges	UA.6844/Z
UB.13657	Base Plate Identification Plate	

UB.14868, 14858 14859 will be used for all replacements. In the case of the last two it may be necessary to remove pressed in bushes. The remainder of the parts are not interchangeable and all will be supplied for spares.

CONTROL RODS - DOORSBENTLEY 'T' & SILVER SHADOW

In order to ensure a more positive fitting in the bush, the control rod ends have been reshaped.

The new rods may be used for all replacements.

Piece numbers are as follows:

<u>DISPLACED</u>		<u>NEW</u>
UB.13065	Assy - Control rod & adjusting piece - F/Doors	UB.15390
UB.12855	Sill control rod - lever to lock - LH - F/Doors	UB.15391
UB.12854	Sill control rod - lever to lock - RH - F/Doors	UB.15392
UB.13697	Assy. - Control rod - LH - F/Doors	UB.15393
UB.13696	Assy. - Control rod - RH - F/Doors	UB.15396
UB.14839	Sill Control rod - lever to lock - R/Doors	UB.15384
UB.12813	Assy. - Control Rod - LH - R/Doors	UB.15397
UB.12814	Assy. - Control Rod - RH - R/Doors	UB.15398
UB.12695	Assy. - Control Lever - LH - R/Doors	UB.15401
UB.12713	Assy. - Control Lever - RH - R/Doors	UB.15402

4.N.63.

BOOT LIDBENTLEY 'T' : SILVER SHADOW

The boot lid seal (Spares Schedule Sheet L.30 item 48) which has been completely redesigned, is now fixed to the body and the buffers (Spares Schedule Sheet L.30 item 47) are no longer required. Two drain holes have been introduced into the body drain channel and covered with a plate.

For details of fixing, see Service Bulletin SY/65.

The new seal is interchangeable.

Price numbers are as follows:-

<u>Displaced</u>		<u>New</u>
UB.12630	Boot lid seal - upper	UB.15805
UB.12895	Buffer - boot lid	
	Cover plate - drain hole	UB.15806
	Screw - cover plate	UA.7552/2

The above modification has been fitted from the following Chassis numbers:

- Standard Cars - RR-SIX 3369 and onwards  
Bentley - SBH 3389 and onwards

SEAT RAKE MECHANISM

BENTLEY 'T' : SILVER SHADOW

The present rake lever assembly (Spares Information Sheet 4.N.36.) has a brazed in operating pin. An adjustable one operating in an elongated slot is now being fitted.

The new lever assembly can be used in place of the old one but, of course, the new pin, with nut and washer, will also have to be provided.

Piece numbers are as follows.

<u>DISPLACED</u>		<u>NEW</u>
UB.14638	Assy: - Rake lever - L.H.	UB.16121
UB.14639	Assy: - Rake lever - R.H.	UB.16122
UB.14616	Connecting pin	UB.16117
	Nut - Connecting pin	NA.502/2
	Washer - Connecting pin	UA.1252/2
UB.14251	Cable abutment bracket	UB.16123

The above modification has been fitted from the following chassis numbers :- SRH 4115, SRX 6092.

(1) Re-issued to add chassis numbers.

4.N.68.

**BONNET STOP****BENTLEY 'T' ; SILVER SHADOW**

To increase the clearance between the bonnet stop and the front edge of the bonnet, the stop and roller bracket (Spares schedule C.1, item 48 and L.8, item 40) have been modified. (The parts are not interchangeable and should any cars previous to car serial numbers SRH.4452, CRH.5072 and SRX.6428 require replacements of either stop or roller bracket, the two new assemblies should be supplied together, with the reinforcement.

Piece numbers are as follows:-

**DISPLACED**

UB.13056	Assembly - Roller Bracket
UB.13055	Assembly - Stop Bracket
UB.13051	Reinforcement - Stop Bracket

**NEW**

UB.16176
UB.16175
UB.16165

4.N.68.

SILL CONTROL - REAR DOORL.W.B. BENTLEY 'T' : SILVER SHADOW

The sill control levers and brackets on L.W.B. cars have been replaced with a 'Bowden' cable running from the button to the lock.

The part numbers are as follows:-

DISPLACEDNEW

	Assy. - 'Bowden' Cable Button to Lock	11B.17365
	Seal - 'Bowden' Cable	11B.16609
	Assy. - Support Bracket Cable to Button L.H.	11B.17407
	Assy. - Support Bracket Cable to Button R.H.	11B.17408
	Doubling Plate - Bracket to Door	11B.17411
	Split Sleeve 'Bowden' Cable	11B.16613
	Nipple - Cable End	11B.17371
	Screw - Nipple - Cable End	11B.17372
	Bracket Support Cable to Lock - L.H.	11B.17337
	Bracket Support Cable to Lock - R.H.	11B.17338
	Distance Tube Bracket	11B.17345
	Assy. Lever - L.H. - Lock	11B.17410
	Assy. Lever - R.H. - Lock	11B.17420
UB.13064	Control Rod and Button Assy.	
X.4005/Z	Lock-Nut	
UB.15390	Control Rod Adjusting Piece	
UB.12701	Bush - Sill Control Lever - Front	
UA.301/Z	Nut - Lever Spindle	
UA.6102/Z	Washer	
UB.12712	Lever - Sill Control Rod Front - R.H.	
X.4006/Z	Nut	
UB.13071	Bush	
XZ.178/Z	Bolt	
UA.8101/Z	Washer	
UB.13070	Bracket - Support - Control Rod	
UB.15386	Control Rod - Lever Front to Lever Rear	
UB.15485	Lever Assy. Lock to Control Rod - L.H.	
UB.15486	Lever Assy. Lock to Control Rod - R.H.	
UD.11158	Bush - Lever to Lock	
UB.13667	Washer - Bush	

---

 ROLLS-ROYCE LIMITED, PYM'S LANE, CREWE, ENGLAND
 

---



4.N.70.

PARCEL TRAY ATTACHMENT

BENTLEY 'T' : SILVER SHADOW

The parcel tray is now attached to the dash platform with a 2 BA bolt; bracket UB.14948 is no longer required.

Part Numbers are as follows:-

<u>Displaced</u>		<u>New</u>
IH.15903	Assy. Parcel Tray - Lower Facia L.H.	UB.16601
UB.15904	Assy. Parcel Tray - Lower Facia R.H.	UB.16602
EB.14948	Assy. Bracket	

The new parcel tray can be used for replacements, bracket UB. 14948 being transferred from the displaced part.

4.N.71.

FRONT DOOR HINGE SEALS

BENTLEY 'T' : SILVER SHADOW

The hinge seals (Spares Schedule Page 1.24, Items 172-3) are now fixed to the door with fastex drive fasteners instead of adhesive.

The part number of the fastex drive fastener is LB.16836.

---

**ROLLS-ROYCE LIMITED, PYM'S LANE, CREWE, ENGLAND**

---

FRONT DOORSBENTLEY 'T' : SILVER SHADOW

The front door armrests on SS cars (sheet L.24 items 179, 180 and 181) have been modified to give a slimmer appearance. Complete assemblies are interchangeable, but not individual items.

Piece numbers are as follows:-

DISPLACEDNEW

UW.11614	Finger Hole - Trim pad	
UW.11643	Cover - Trim pad	
UB.14671	Flange finisher	
	Plate - Cushion - Armrest	UB.16920
UB.15406	Grab strap - Armrest	UB.16959
UB.15404	Assy. - Base plate - Armrest	UB.16958
UW.11619	Assy. - Armrest	UW.12484
UW.11607	Assy. - Cushion - Armrest	UW.12485
UW.11615	Cushion top - Armrest	UW.12486
	Assy. - Baseplate to slide - Armrest	UB.16954
UA.10513/Z	Tube - Distance	UA.10519. /

BODY TRIM - TONNEAUBENTLEY 'T' : SILVER SHADOW

To simplify the removal of the backlight, the Finishers (page L.29 items 5, 7, 17) and adjacent parts (page L.28/4 items 9, 10, 11, 78, 79, 80) have been replaced with re-designed parts; a complete set only, is interchangeable.

Piece numbers are as follows:

<u>DISPLACED</u>		<u>NEW</u>
UN. 10661	Assy. Finisher - Lower - Rear window	
	Assy. Finisher - Lower - Rear window ('Ambia')	UN. 12969
	Assy. Finisher - Lower - Rear window (Headcloth)	UN. 12970
UN. 10655	Assy. Finisher - Upper - Rear window	UN. 12980
UN. 10655	Trimmed assy. - Parcel shelf ('Ambia')	UN. 12982
UN. 11240	Trimmed assy. - Parcel shelf (Headcloth)	UN. 12983
UN. 10665	Trim panel parcel shelf	
UN. 10848	Tacking strip	
	Tacking strip - Upper corner - L.H.	UN. 12975
	Tacking strip - Upper corner - R.H.	UN. 12976
	Tacking strip - Side - Backlight - L.H.	UN. 12977
	Tacking strip - Side - Backlight - R.H.	UN. 12978
	Tacking strip - Upper - Backlight	UN. 12979

The above modification has been fitted to the following Car Serial Numbers:

6890, 6901, 6911 and onwards.

SILL CONTROL - REAR DOOR L.H.D.BENTLEY 'T' ; SILVER SHADOW

Further to Information Sheet 1.N.68, the fittings connecting the 'Bowden' cable sill control have been changed. The 'Bowden' cable (with additional fittings removed) is interchangeable, but should it be necessary to replace the brackets, the complete cable would have to be supplied.

The part numbers are as follows:

DISPLACEDNEW

UB.17365	Assy. 'Bowden' cable	UB.17892
UB.17336	Support bracket - Cable to door lock R.H.	UB.17882
UB.17337	Support bracket - Cable to door lock L.H.	UB.17833
UB.17420	Assy. Lever - Door Lock R.H.	UB.17916
UB.17419	Assy. Lever - Door Lock L.H.	UB.17915
UB.17408	Support bracket - Cable to button R.H.	UB.17830
UB.17407	Support bracket - Cable to button L.H.	UB.17881
UB.12856	Bush Sill control button	UB.17894

(1) Re-issued to amend Information Sheet Number.

FRONT DOOR WARNING LAMPBENTLEY 'T' ; SILVER SHADOW

On Cars from Serial Number 9000, a warning lamp has now been placed in the front door rear facing panel, should it be necessary to use this door for a replacement on earlier cars, grommet UB.1051 will be supplied.

DISPLACEDNEW

Cover - warning lamp	UB.17207
Assy. bulb holder - warning lamp	LD.16097

The following existing parts will also be required.

UB.13576 - Lens  
UD.15188 - Bulb  
XB.1080 - Washer - ALUMINIUM

Section K

Information Sheet No. 4.N.83

Page No. 1

Date: 17.11.70

FRONT DOOR HINGESBENTLEY 'T' : SILVER SHADOW

Cam and Roller type stop checks have been introduced on the front door upper hinges (Spares Schedule Sheet L 18/1); this makes the checks on the lower hinges unnecessary and they have been removed; in fact this is the only difference between the new and displaced lower hinges.

If the new upper hinge is used as a replacement, the check springs should be removed from the lower hinge.

The new lower hinge cannot of course be used as a replacement unless the new upper hinge is also fitted.

DISPLACEDNEW

UB.20248	Hinge assembly - R.H. upper - front door	UB.17938
UB.20249	Hinge assembly - L.H. upper - front door	UB.17937
UB.20714	Hinge assembly - R.H. lower - front door	UB.14901
UB.20715	Hinge assembly - L.H. lower - front door	UB.14900

Fitted to Car Serial Numbers SRH.9635, SBH.9709, LRH.9633 and onwards.

Section ADDENDUM

Information Sheet No. 4.N.83

Page No. 1

Date: 3.12.70

DOOR HINGES - 2 DOOR SALOON & CONVERTIBLEBENTLEY 'T' : SILVER SHADOW

Cam and roller type stop checks have been introduced on the door upper hinges (Page 4, H.J. Mulliner - Park Ward Supplement). This makes the checks on the lower hinges unnecessary and they have been removed; this is the only difference between the new and displaced lower hinges.

If the new upper hinge is used as a replacement, the check springs should be removed from the lower hinge.

The new lower hinge cannot of course be used as a replacement unless the new upper hinge is also fitted.

DISPLACEDNEW

UB. 20248	Hinge assembly - R.H. - upper.	PW.54768
UB. 20249	Hinge assembly - L.H. - upper.	PW.54769
UB. 20249	Hinge assembly - R.H. - lower.	PW.54770
UB. 20248	Hinge assembly - L.H. - lower.	PW.54771

Fitted to Car Serial Numbers CRH.9698, DRX.9647 and onwards.



Spares Information Sheet issued for  
BENTLEY T : SILVER SHADOW

Section N  
Information Sheet No. 4.N.84  
Page No. 1  
Date 22.3.71

DOOR LOCKS

A split pin is now being used to replace the circlip which retains the 'Delrin' roller on the lock bolt, (Parts list, Sheet L24/3 Item 69 and Sheet L25/1 Item 61). A cut-out has been provided in the roller to enable the split pin to be fitted; a thinner backing washer is necessary.

The new roller can be used for all replacements either in conjunction with the original circlip or with the split pin.

If it is considered necessary, a bolt may be drilled in accordance with Workshop Bulletin SY/S14.

Part numbers are as follows:-

DISPLACED

UB.14563

Circlip  
Split pin

UB.14562

Washer

UB.17946

Roller

NEW

UB.19370

UB.19027

UB.18813

BONNET CATCH

BENTLEY 'T' ; SILVER SHADOW

The dowel in the bonnet catch bracket (Spares Schedule Sheet L 8/3 item 36) has been lengthened.

The bracket is interchangeable, but it is advisable to fit both R.H. and L.H. together for any replacements.

Part numbers are as follows:-

DISPLACED

NEW

UB. 12433	Assy. - Catch bracket, R.H. - Bonnet mech.	UB. 17992
UB. 12434	" " " " L.H. " "	UB. 17991

4,N,85

associated sheets - 4,N,88 &amp; 89

DOOR LOCKS & CONTROLSBENTLEY 'T' ; SILVER SHADOWALL CARS FROM SERIAL NUMBER 9000

An electrically controlled centralised locking system is now being fitted. The front and rear locks are identical, the new lock being interchangeable with its predecessor, on the front door only. The lock mechanism is operated by a solenoid from a central position, but a manual control button is still retained on each door.

None of the new control rods can be used for replacements on earlier cars.

Part numbers are as follows:-

<u>DISPLACED</u>		<u>NEW</u>
UB.15274	Assy. - Front & Rear door lock - R.H.	UB.18026
UB.15273	Assy. - Front & Rear door lock - L.H.	UB.18029
UB.15275	Assy. Rear Door lock - L.H.	
UB.15276	Assy. Rear Door lock - R.H.	
	Assy. Solenoid & brackets - Front door - L.H.	UB.18019
	Assy. Solenoid & brackets - Front door - R.H.	UB.18018
	Assy. Rod - upper - Front door	UB.17980
	Assy. Control rod - Front door	UB.18012
	Solenoid - Front and rear doors	UB.18103
	Roll pin - Front and rear doors	UB.17994
	Assy. Control rod and Button - Front & rear doors	UB.18063
	Spring - Spring link - Front & rear doors	UB.17984
	Assy. Piston - Spring link - Front and rear doors	UB.18841
	Assy. Housing - Spring link - Front and rear doors	UB.17971
	Spring clip - Spring link - Front and rear doors	UB.17983
	Assy. Solenoid & brackets - Rear door - R.H.	UB.18266
	Assy. Solenoid & brackets - Rear door - L.H.	UB.18267
	Control rod - Lock to lever - rear door	UB.18095
	Assy. Spindle & levers - Rear door - L.H.	UB.18067
	Assy. Spindle & levers - Rear door - R.H.	UB.18066
	Assy. Remote control rod - Lock to release handle - Rear door - L.H.	UB.18069
	Assy. Remote control rod - Lock to release handle - Rear door - R.H.	UB.18070

---

 ROLLS-ROYCE LIMITED, PYM'S LANE, CREWE, ENGLAND
 

---

- 2 -

DISPLACEDNEW

Assy. Control rod and adjusting piece rear doors	UB.18053
Control rod - Solenoid - Rear doors	UB.18268
Grip nut - Solenoid mounting - Rear doors	UB.18260
Distance piece - Solenoid mounting - Rear doors	UB.18160
Assy. Mounting bracket - Solenoid - Rear doors	UD.18157
Assy. Micro-Switch	UD.17605
Assy. Fulcrum Lever & Spindle	UB.18331

4.N,86

BODY LOCKSBENTLEY 'T' : SILVER SHADOWCARS FROM SERIAL NUMBER 9000

With introduction of a new set of anti-theft car locks, the boot and cubby box lock and keys have changed, the new lock will fit as a replacement, but a separate key would have to be used.

Part number are as follows:-

<u>DISPLACED</u>		<u>NEW</u>
UB.16461	Press button locking cylinder - Boot lid	UB.18220
UB.16115	Lock - cubby box door - L.H.D.	UB.18205
UB.16116	Lock - cubby box door - R.H.D.	UB.18206
UD.3724	Key 'limited' (blank)	UD.16919
UD.3725	Master Key (blank)	UD.16920

---

**ROLLS-ROYCE LIMITED, PYM'S LANE, CREWE, ENGLAND**

---

CUBBY BOXBENTLEY 'T' : SILVER SHADOW

The magnetic catch fitted to the cubby box door has been replaced by a more positive spring operated plunger catch, None of the parts are interchangeable.

Part numbers are as follows:-

DISPLACEDNEW

Door pull	UR, 17897
Button - door pull	UR, 17898
Striker plate	UR, 17899
Tube - guide - bolt	UR, 17900
Bolt - catch	UR, 17901
Bracket - buffer	UR, 17963
Buffer	UB, 17964
Spring	UB, 17908
Cover plate	UB, 18510

4.N.88  
associated sheets - 4.N.85 & 89

DOOR GLASSBENTLEY 'T' : SILVER SHADOWCARS FROM SERIAL NUMBER 9000

The lifting channel on the glass, and the rear door glass frame have been changed to accommodate the locking solenoid; parts are interchangeable, apart from the glazing strip, the new strip being shorter.

Piece numbers are as follows:-

<u>DISPLACED</u>		<u>NEW</u>
UB.12808	Assy. - glass channel	UB.18115
UB.2812	Glazing strip	UB.18259
UB.13628	Assy. - Glass (plain) front door - R.H.	UB.18232
UB.13829	Assy. - Glass (plain) front door - L.H.	UB.18231
UB.16040	Assy. - Glass (Sundym) front door - R.H.	UB.18234
UB.16039	Assy. - Glass (Sundym) front door - L.H.	UB.18233
UB.13662	Assy. - Glass (plain) rear door - R.H.	UB.18270
UB.13661	Assy. - Glass (plain) rear door - L.H.	UB.18269
UB.15994	Assy. - Glass (Sundym) rear door - R.H.	UB.18272
UB.15943	Assy. - Glass (Sundym) rear door - L.H.	UB.18271
UB.16228	Assy. - Glass (plain) L.W.B. rear door - R.H.	UB.18274
UB.16227	Assy. - Glass (plain) L.W.B. rear door - L.H.	UB.18273
UB.16234	Assy. - Glass (Sundym) L.W.B. rear door - R.H.	UB.18276
UB.16235	Assy. - Glass (Sundym) L.W.B. rear door - L.H.	UB.18275
UB.14412	Welded assy. - Glass frame - rear door R.H.	UB.18108
UB.14411	Welded assy. - Glass frame - rear door L.H.	UB.18109
UB.14414	Welded assy. - Glass frame - rear door R.H. - L.W.B.	UB.18236
UB.14413	Welded assy. - Glass frame - rear door L.H. - L.W.B.	UB.18235

associated sheets - 4.N. 85 &amp; 88

INTERIOR TRIMBENTLEY 'T' : SILVER SHADOW

The interior trim fitted to cars from Car Serial Number 9000 has been changed.

The part numbers are as follows:-

<u>DISPLACED</u>		<u>NEW</u>
UW.11650	Complete assy. - trim pad - R.H. Front door - L.H.D.	UW.13222
UW.11651	Complete assy. - trim pad - L.H. Front door - L.H.D.	UW.13221
UW.11872	Complete assy. - trim pad - R.H. - Front door - R.H.D.	UW.13224
UW.11871	Complete assy. trim pad L.H. - Front door - R.H.D.	UW.13223
UB.13683	Complete assy. Pocket - R.H. Front door	UB.17870
UB.14219	Complete assy. - Pocket - L.H. - Front door	UB.17909
UW.11696	Complete assy. - trim pad - R.H. - Rear door	UW.13236
UW.11697	Complete assy. trim pad - L.H. - Rear door	UW.13237
UW.12152	Complete assy. - trim pad - R.H. - Rear door - L.W.B. - NON. DIV.	UW.13246
UW.12151	Complete assy. - trim pad - L.H. - Rear door - L.W.B. - NON. DIV.	UW.13245
UW.12834	Complete assy. - trim pad - R.H. - Rear door - L.W.B. - DIV.	UW.13248
UW.12833	Complete assy. - trim pad - L.H. - Rear door - L.W.B. - DIV.	UW.13247
UW.12982	Assy. - Parcel shelf (Ambla)	UW.13053
UW.12983	Assy. Parcel shelf (Headcloth)	UW.13054
UW.12635	Assy. - Parcel shelf (Ambla) - L.W.B. DIV.	UW.13056
UW.12636	Assy. - Parcel shelf (Headcloth) L.W.B. DIV.	UW.13057
UW.10455	Assy. Parcel shelf (Ambla) L.W.B. NON. DIV.	UW.13059
UW.11240	Assy. Parcel shelf (Headcloth) L.W.B. NON. DIV.	UW.13060
UW.12866	Body set - Hardura panels R.H.D.	UW.13496
UW.12867	Body set - Hardura panels - L.H.D.	UW.13495
UW.12766	Body set - Hardura panels - R.H.D. L.W.B. DIV.	UW.13501
UW.12767	Body set - Hardura panels - L.H.D. L.W.B. DIV.	UW.13500
UW.12568	Body set - Hardura panels R.H.D. L.W.B. NON. DIV.	UW.13498
UW.12567	Body set - Hardura panels L.H.D. L.W.B. NON. DIV.	UW.13497
UW.12893	Assy. - Finisher & seal waistrail - L.H. rear door	UW.13187
UW.12892	Assy. - Finisher & seal waistrail - R.H. rear door	UW.13188
UW.12895	Assy. Finisher & seal - L.H. rear door L.W.B.	UW.13249
UW.12891	Assy. - Finisher & seal - R.H. rear door L.W.B.	UW.13250
-	Seal Speaker mounting	UW.13190

continued...



- 2 -

Pad - sound absorbing - speaker - rear doors	LW.13272
Pad - sound absorbing - speaker - front doors	LW.13271

4.N.91.

REAR VIEW DOOR MIRRORBENTLEY 'T' : SILVER SHADOWCARS FROM SERIAL NUMBER 9000

A new mirror which is mounted on the door panel rather than on the window frame and is adjustable from the inside of the car is now being fitted.

It is a standard fitting on the drivers side on cars destined for North America, and is also available for either door at customers request.

Part numbers are as follows:-

<u>DISPLACED</u>		<u>NEW</u>
UW.12890	Waistrail finisher and seal - front door - R.H.	UW.13276
UW.12891	Waistrail finisher and seal - front door - L.H.	UW.13279
	Stiffener - L.H.	UB.18241
	Stiffener - R.H.	UB.18242
	Assy. Mounting plate	UB.18243
	Screw - mounting plate	UB.18277
	Rubber band - retaining	UB.18076
	Nipple - plain - control cable	UB.18077
	Pivot pin	UB.18078
	Nipple - special - control cable	UB.18079
	Glass - plain - flat - door mirror	UB.18080
	Glass - Convex	UB.18350
	Pad - backing - mirror	UB.18081
	Spring - mirror head	UB.18083
	Case - mirror	UB.18085
	Cowl	UB.18089
	Assy. - control unit	UB.18090
	Pivot sleeve - L.H.	UB.18091
	Pivot sleeve - R.H.	UB.18092
	Stem - L.H.	UB.18117
	Stem - R.H.	UB.18118

The following standard parts will be required

Screw - stiffener	CS.30541
Screw - mounting plate	CS.30542
Washer - mounting plate	UA.6101/Z
Screw - stem to door panel	UA.7529
Screw - stem to door panel	UA.7527
Screw - cowl to stem	X.1913/E
Washer - cowl to stem	X.9006/Z

---

ROLLS-ROYCE LIMITED, PYM'S LANE, CREWE, ENGLAND

---

Spares Information Sheet issued for  
Bentley T : Silver Shadow

Section N  
Information Sheet No. 4.N.91 Add.  
Page No. 1  
Date 15.11.71

REAR VIEW DOOR MIRROR

Modifications have been made to the adjustable door mirror to enable the mirror to be removed and renewed without having to dismantle the door interior; the new mirror will be supplied for all replacements. If care is taken it is possible to fit the new mirror on existing cars; the method to be adopted is given in Service Bulletin SY/517.

Part numbers are as follows:-

<u>DISPLACED</u>		<u>NEW</u>
UB.18746	Assy. Mirror - Flat.	UB.19116
UB.18745	Assy. Mirror - Convex.	UB.19117
UB.18776	Assy. Cable.	UB.19123
UB.18777	Assy. Cable.	UB.19124
UB.18778	Assy. Cable	UB.19125
	Plate - Retaining - Cables.	UB.19119
UB.18086	Body - Control.	UB.19130
UB.18087	Actuator - Control.	UB.19131
UB.18243	Assy. - Plate - Mounting.	UB.19135
UB.18076	Band - Cable.	

The above modification has been fitted to the following Car Serial Numbers.

SRX.10655, SRX.10671, SRX.10672, SRX.10675, SRX.10676, SRX.10677,  
SRX.10679, SRX.10683, SRX.10684 and all subsequent cars where applicable.

LRX.10612, LRX.10613, LRX.10614, LRX.10661, LRX.10662, LRX.10664, and all  
subsequent cars where applicable.

SBH.10555, SBH.10682, SBH.10686, and all subsequent cars where applicable.

4.N.92

SILL CONTROL - REAR DOOR LONG WHEELBASEBENTLEY 'T' : SILVER SHADOW

Since Information Sheet 4.N.79 was issued, a further change has been made to the 'Bowden' cable assembly, the alteration enables the button to be fitted or removed without disturbing the cable. The new parts together are interchangeable, but not as separate items.

The part numbers are as follows:-

<u>DISPLACED</u>			<u>NEW</u>
UB.17892	Assembly	Sill control	
	cable		UB.18074
UB.16624	Button	Sill control	UB.18072
	Spring clip	Button	UB.18025

Section N

Information Sheet No. 4,N,04 Issue 2

Page No. 1

Date: 19.1.71.

FRONT SEATSBENTLEY 'T' : SILVER SHADOW

In order to make the front seat more rigid an additional fulcrum bracket is now bolted direct to the floor. Complete seat assemblies are interchangeable provided a comparatively simple modification is carried out to the body floor and a few extra inexpensive parts fitted, see Service Bulletin SY/S13.

Neither the seat frame only or mechanism are interchangeable and both types will continue to be supplied for spares.

Part numbers are as follows:

DISPLACED

UB.16593	General Assembly - Seat - L.H.
UB.16592	" " " R.H.
UB.16125	" " " L.H.
UB.16126	" " " R.H.
UB.16791	" " " L.H. - Div. cars.
UB.16790	" " " R.H. " "
UB.15197	Mechanism & Slides - Assembly.
	Distance Piece - Overtravel Bracket to Floor.
UB.15198	Frame - Assembly - Front Seat Mech. - R.H.
UB.16177	" " " " " - L.H.
	Tapping Plate - Assembly.
	Screw - Seat Runners.
	Washer - Seat Runners.
	Bolts - Bracket to Floor.
	Washers.
	Screws - S/T - Bracket to Floor.

NEW

UB.18691
UB.18692
UB.18693
UB.18694
UB.18695
UB.18696
UB.18613
UB.18640
UB.18606
UB.18607
RH.2524
RH.8404
KR.3906
UA.103/2
UA.1251
CS.31725

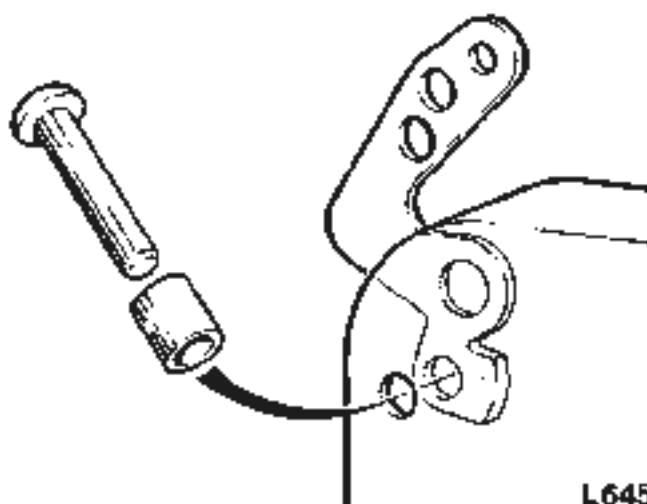
Re-issued to add Service Bulletin number and delete bolt - UA.102.

Cwt/KH.

DOOR LOCKSBENTLEY 'T' : SILVER SHADOWH.J. MULLINER PARK WARD COACHWORKCARS BUILT AFTER SERIAL NUMBER 9000

Hitherto the door locks on the H.J. Mulliner Park Ward 2 door Saloon and Convertible have been the same as those used on the standard saloon, but with the introduction of Centralised Door Locking, and the elimination on these cars of the interior locking button, it has been necessary to supply a new lock to enable the door to be opened by the interior remote control handle. Otherwise should the electric system fail, it would be impossible to unlock the doors from the inside.

In an emergency the standard door locks UB.19042-3 can be modified to meet this requirement by fitting the roller as illustrated.



L645

Part numbers are as follows:-

DISPLACED

UB.19042	Assembly - door lock - Right-hand
UB.19043	Assembly - door lock - Left-hand

NEW

PW.11162
PW.11163

Continued...

- 2 -

DISPLACED

NEW

-	Roller	UB.10340
	Rivet	UB.10341

---

ROLLS-ROYCE LIMITED, PYM'S LANE, CREWE, ENGLAND

---

Spares Information Sheet issued for  
Bentley T : Silver Shadow

Section N  
Information Sheet No. 4.N.96  
Page No. 1 of 1  
Date 30.11.71

### STRIKER PLATES

The serrations on the striker plates fitted to the B & D posts have been redesigned.

The new plates are not interchangeable.

Part numbers are as follows:-

<u>DISPLACED</u>		<u>NEW</u>
UB 17943	Assy - Striker plate and lower anti-burst flange - LH	UB 19261
UB 17942	Assy - Striker plate and lower anti-burst flange - RH	UB 19262
UB 19292	Striker Shim - RH	UB 15414
UB 19294	Striker Shim - RH	UB 15412
UB 19293	Striker Shim - LH	UB 15413
UB 19295	Striker Shim - LH	UB 15411

Cwt/KH/JP



Section N

Information Sheet No. 4.N.87 Issue 2

Page No. 1

Date: 22.1.71

CENTRALISED DOOR LOCKINGBENTLEY 'T' : SILVER SHADOW

A further modification has been made to the jaw and connecting rods of the solenoid, the flat is removed from the connecting rod and the jaw made to suit. The new solenoid together with the adjacent modified parts will be supplied for all replacements.

Part numbers are as follows:

DISPLACED

UB.19094	Assy. - Solenoid & Mtg. brkts. - Front door R.H.
UB.19095	Assy. - Solenoid & Mtg. brkts. - Front door L.H.
UB.19096	Assy. - Rod - Upper - Front door
UB.19097	Assy. - Control rod - Front door
UB.19098	Assy. - Solenoid & Mtg. brkts. - Rear door R.H.
UB.19099	Assy. - Solenoid & Mtg. brkts. - Rear door L.H.
UB.19100	Assy. - Piston - Rear door
UB.19088	Solenoid
-	Dust seal - Solenoid
-	Gosheron tape - Solenoid
-	Gosheron tape - Door panel
UB.18507	Roll pin
UB.18544	Tube - Water proofing - Solenoid
UB.18238	Band - Retaining - Tube
UB.18300	Gosheron tape - Retaining - Tube
	SBH.9658, SRX.9658 onwards.
	LRX.9761, LRX.9767 onwards.

NEW

UB.19140
UB.19139
UB.19146
UB.19145
UB.19142
UB.19141
UB.19143
UB.19115
UB.19076
UB.19147
UB.19148
UB.17994

Re-issued to correct Part Number (UB.19135 to UB.19139) and add Car Serial Numbers.

A.N. 97 ADDENDUM †CENTRALISED DOOR LOCKINGBENTLEY 'T' : SILVER SHADOW

A further modification has been made to the jaw and connecting rods of the solenoid, the flat is removed from the connecting rod and the jaw made to suit. The new solenoid together with the adjacent modified parts will be supplied for all replacements.

Part numbers are as follows:-

<u>DISPLACED</u>		<u>NEW</u>
UB.19094	Asy - Solenoid & Mtg. brkts. - front door R.H.	UB.19140
UB.19095	Asy - Solenoid & Mtg. brkts. - front door L.H.	UB.19135
UB.19090	Asy - Rod - upper front door.	UB.19146
UB.19092	Asy - Control rod front door.	UB.19145
UB.19096	Asy - Solenoid & Mtg. brkts. - rear door R.H.	UB.19142
UB.19097	Asy - Solenoid & Mtg. brkts. - rear door L.H.	UB.19141
UB.19093	Asy - Piston. rear door.	UB.19143
UB.19088	Solenoid.	UB.19115
	Dust seal - solenoid.	UB.19076
	Gasheron tape - solenoid.	UB.19147
	Gasheron tape - door panel.	UB.19148
UB.18507	Roll pin.	UB.17994
UB.18544	Tube - water proofing - solenoid.	
UB.18238	Band - retaining - tube.	
UB.18300	Gasheron tape - retaining - tube.	

Gwt/KH.

1.10.70

4.11.70

DOOR TRIMBENTLEY 'T' & SILVER SHADOW

The decorative piping on the door trim pads and armrests has been deleted.

Both trim pad and armrest are interchangeable but would obviously, have to be replaced in matching sets.

The part numbers are as follows:-

<u>DISPLACED</u>		<u>NEW</u>
OW.13237	Complete assy - trim pad - rear door - L.H.	OW.13853
OW.13236	" " " " " " R.H.	OW.13854
OW.11669	Assy - Armrest - R.H. (Hide) rear door.	OW.13850
OW.11670	Assy Armrest - L.H. (Hide) rear door.	OW.13851
OW.13221	Complete assy - trim pad - front door L.H. - JTD.	OW.13835
OW.13222	Complete assy - trim pad - front door R.H. - JTD.	OW.13834
OW.13223	Complete assy - trim pad - front door L.H. - RHD.	OW.13837
OW.13224	Complete assy - trim pad - front door R.H. - RHD.	OW.13836
OW.12905	Assy - Armrest - front door.	OW.13825
OW.13245	Complete assy - trim pad - rear door - L.H. LWB.	OW.13859
OW.13246	Complete assy - trim pad - rear door - R.H. LWB.	OW.13860
OW.13247	Complete assy - trim pad (cloth) rear door - L.H. LWB.	OW.13867
OW.13248	Complete assy - trim pad (cloth) rear door - R.H. LWB.	OW.13866
OW.12846	Assy - Armrest - R.H. (Cloth) rear door.	OW.13868
OW.12845	Assy - Armrest - L.H. (Cloth) rear door.	OW.13869

Spares Information Sheet issued for  
BENTLEY T : SILVER SHADOW

Section N  
Information Sheet No. 1.N.99  
Page No 1  
Date 10.5.71

DOOR LOCKS

A split pin is now being used to replace the circlip which retains the 'Delrin' roller on the lock bolt, (Parts list, Sheet L24/3 Item 69 and Sheet L25/1 Item 61). A cut-out has been provided in the roller to enable the split pin to be fitted; a thinner backing washer is necessary.

The new roller can be used for all replacements either in conjunction with the original circlip or with the split pin.

If it is considered necessary, a bolt may be drilled in accordance with Workshop Bulletin SY/St4.

Part numbers are as follows:-

<u>DISPLACED</u>		<u>NEW</u>
UB.14563	Circlip	
	Split pin	UR.19370
UR.14562	Washer	UR.19027
UR.17946	Roller	UR.18813

NOTE

This Spares Information Sheet replaces Information Sheet No. 1.N.84, which should be removed and destroyed.

Spares Information Sheet issued for  
BENTLEY T : SILVER SHADOW

Section N  
Information Sheet No 4.N.101  
Page No. 1  
Date 5.7.71

DOOR LOCKS

An aluminium roller has now been introduced for the door lock bolt, in place of the nylon one previously used; the new roller will be used for all replacements.

Part Numbers are as follows:-

DISPLACED

UB 19166

NEW

UB 19608

Cwt/KH/JP

Spares Information Sheet issued for  
Bentley T : Silver Shadow

Section N  
Information Sheet No. 4.N. 102  
Page No. 1 of 1  
Date 30.11.71

SAFETY BELTS

Kangol safety belts are now being fitted in preference to Britax. In future the latter will only be fitted at customers request; the belts are not interchangeable and it is not considered practicable to fit Kangol belts on existing cars because of the extensive body and trim alterations which are necessary.

For front belts fitted with a warning lamp system see Information Sheet 4.L.99.

Part numbers are as follows:-

	<u>NEW</u>
Safety Belts - Front seat - Without warning lamp	UB 19863
Safety Belts - Front seat - With warning lamp	UB 19922
Safety Belt - Rear seat - Outer	UB 19921
Safety Belt - Rear seat - Centre	UB 19923

Cwt/KH/JP

## Spares Information Sheet issued for

BENTLEY T : SILVER SHADOW

Section N

Information Sheet No. 4.N.103

Page No. 1 of 1

Date 22.10.71

DOORS AND REAR QUARTER2-DOOR SALOON & CONVERTIBLE

The position of the radio loudspeaker has changed from the bottom of the doors to the back of the door cubby box, this involves the use of a smaller radio loudspeaker. The type of radio loudspeaker used in the rear armrest has also changed.

The new radio loudspeaker in both cases may be used as a replacement but a new mounting board would have to be made.

The part numbers are as follows:-

<u>DISPLACED</u>		<u>NEW</u>
PW 5953)	Trim Pad - driver's side - Right-hand drive cars	PW 6124
PW 5949)		
PW 5952)	Trim Pad - passenger's side - Right-hand drive cars	PW 6125
PW 5948)		
PW 5946)	Trim Pad - driver's side - Left-hand drive cars	PW 6126
PW 5950)		
PW 5947)	Trim Pad - passenger's side - Left-hand drive cars	PW 6127
PW 5951)		
PW 10348	Cubby box - door	PW 11288
PW 40085	Grille	PW 11293
UB 17837)	Radio loudspeaker } door	UD 18039
UB 16874)		
PW 10704	Waterproof cover	PW 11292
PW 10764	Mounting board	-
UM 13272	Foam	-
CS 30975	Nut	-
KB 2766	Washer	-
X 8811	Washer	-
CS 31341/Z	Screw	-
CS 30077/Z	Screw	-
RD 6780	Hank bush	-
CS 30563/Z	Screw	-
CS 32044/Z	Washer	-
CS 30980/Z	Nut	-
-	Packing	PW 11291
-	Baffle board	PW 11289
-	Plywood trim	PW 11290
-	Screw	CS 31061/Z
-	Screw	CS 31124/Z
-	Screw	CS 31205/Z
-	Cup washer	CS 34334/E
PW 40411	Mounting board - speaker side armrest	PW 40533
UD 16874	Radio loudspeaker - side armrest	UD 18040

Cwt/KH/JP

Spares Information Sheet issued for  
Bentley T : Silver Shadow

Section N  
Information Sheet No. 4.N.104  
Page No. 1  
Date 22.11.71

### FRONT SEATS

In order to increase the rear seat passengers knee room, the front seat squab backs have been restyled; this has resulted in a very noticeable change in appearance and squabs can be considered interchangeable only in sets. Both types will continue to be supplied.

Part numbers are as follows:-

<u>DISPLACED</u>		<u>NEW</u>
UB.18694	General assy. - Seat - R.H. (Not for head restraint).	UB.19468
UB.18693	General assy. - Seat - L.H. (Not for head restraint).	UB.19469
UB.18692	General assy. - Seat - R.H. (For head restraint).	UB.19470
UB.18691	General assy. - Seat - L.H. (For head restraint).	UB.19471
UB.16546/SA	Squab and armrest - Complete assy. - R.H. (For head restraint).	UB.18898/SA
UB.16547/SA	Squab and armrest - Complete assy. - L.H. (For head restraint).	UB.18899/SA
UB.15560/SA	Squab and armrest - Complete assy. - R.H. (Not for head restraint).	UB.18896/SA
UB.15561/SA	Squab and armrest - Complete assy. - L.H. (Not for head restraint).	UB.18897/SA



SNOW CHAINS

BENTLEY 'T' : SILVER SHADOW

Chains, suitable for these cars, are now available from Crewe.

European distributors can, if they prefer, obtain direct from the manufacturer, details of whom are as follows:

Henri Bachmann, SA/AG,  
Rue De Fribourg 3,  
1211 Geneve 2.

Chain type No. 8.2. Index no. 3082  
For 8.45/8.15-15 tyres.

4.Q.2.  
Circulation - All Overseas  
Distributors and Retailers

Applicable: All post-war cars

RETURN OF PARTS AND ACCESSORIES TO  
ROLLS-ROYCE LIMITED, CREWE, ENGLAND

It has become necessary to amend the procedures covering the return of material from Overseas Distributors and Retailers.

If the following procedures are carried out, the delays and cost of importation will be greatly reduced. It will also enable us to expedite the issue of credit where appropriate.

(a) Warranty Material

No material, except that classified as Service Exchange, should be returned without prior acceptance from the Manager of the Overseas Service Promotion Department. The Manager will advise if the material is required by Rolls-Royce Limited for investigation, or whether it should be discarded.

(b) Service Exchange

Service Exchange material may be returned without prior approval from Rolls-Royce Limited. Due consideration should however, be given to consolidating these returns with a view to reducing transportation costs.

(c) New, Unused Material

In the case of new parts, a list should be submitted to the Parts Manager - Motor Car, Parts Department, Rolls Royce Limited, Pym's Lane, Crewe, Cheshire, England, who will then advise you of the necessary action.

The procedures to be adopted for the return of this material are as follows.

In the case of goods which are to be returned, preference should be given to seafreight or rail, unless the parts are urgently required by Rolls-Royce Limited.

continued...

---

ROLLS-ROYCE LIMITED, PYM'S LANE, CREWE, ENGLAND

---

1. Three copies of your invoice should be forwarded direct to the Imports Section S.C.S., before shipment is executed.
2. Upon shipment, the original Bill-of-Lading should be forwarded to the Imports Section S.C.S. for Customs clearance and not sent with the consignment.
3. Where possible the consignments should be routed via the following agents:

URGENT AIRFREIGHT CONSIGNMENTS

Airways & General Transports Limited  
Offices 1/8,  
Building 55,  
Manchester Airport,  
Wythenshawe,  
Manchester M2 2PW

STANDARD SEAFREIGHT CONSIGNMENTS

Claridge, Holt & Co. Ltd.,  
General Buildings,  
14, Chapel Street,  
Liverpool L3.9AG

Claridge, Holt & Co. Ltd.,  
Cimard House,  
88, Leadenhall St.,  
London E.C.3.

If Distributors and Retailers comply with the procedure for supplying documents, clearance at the various ports will be completed almost immediately.

With the exception of the clearing agent, the identical procedure should be adopted for material that is to be transported by either road or rail.