



VOLVO V70 (08-), XC70 (08-) & S80 (07-)

## **WIRING DIAGRAM 2010**



TP 39152201

## Vehicles with SRS (Airbag)/SIPS bag/ IC (Inflatable curtain)

### Warning!

Extra caution must be exercised when working on vehicles equipped with SRS/SIPS bag/IC in order to avoid:

1. Personal injuries when performing repair work.
2. Damage or malfunction of the SRS/SIPS bag/IC system.

Work involving the SRS/SIPS bag/IC systems or other components in the vehicle that may affect the SRS/SIPS bag/IC systems must always be performed by an authorized Volvo workshop.

In case of doubt, consult the SRS and SIPS bag/IC service manual.

### Is the vehicle equipped with SRS/SIPS bag/IC?

Vehicles with SRS are most easily recognized by the letters SRS in the center of the steering wheel. If the vehicle also has a passenger side airbag, the letters SRS are stamped on the dashboard above the glove compartment. SRS vehicles from 1993 and onward also have explosive seat belt tensioners. SIPS bags are only installed on SRS vehicles from 1995 and onward. SIPS bag decals are located on the windshield and seat compartment. Vehicles with IC can be recognized by the letters IC on the C/D panel (4 door) or the B panel (5 door).

### General recommendations

- Be especially careful when working on or around SRS, SIPS, and IC components.
- Make sure that no wires are pinched, frayed, or pierced.
- Never fit accessories by the sensors.
- Where applicable, work on the steering wheel, steering shaft, or steering gear must be done in accordance with the methods in the SRS section of VIDA.
- Certain components of the aforementioned systems must be grounded while working. Read the appropriate sections in VIDA.
- Install no accessories in the areas between the A and B-posts, the B and C-posts, and the C and D-posts.

### Test terminal

Fuse in cargo compartment auxiliary fuse box

### Changes implemented up to and including December 2008

Any changes made to the vehicle after this date are not included in the manual. If necessary, refer to service bulletins.

Volvo models are sold in versions adapted for different markets. These adaptations depend on factors such as legal requirements, taxation, and market demands.

This manual may therefore include illustrations and text that do not apply to the vehicles in your country.

### Ordering:

Electronic Wiring Diagram (EWD) can be ordered from Technical Information Shop (TIS) at

[www.volvocarstechinfo.ford.com/vss](http://www.volvocarstechinfo.ford.com/vss)

We retain the right to make modifications.

# Table of Contents 1:3

Vehicles with SRS (Airbag)/SIPS bag/IC (Inflatable curtain) .....	2
Explanations .....	6
How to use the wiring diagrams 1:2.....	7
Electrical distribution 1:2 .....	9

## Fuses

Distribution box in engine compartment F1-F7 .....	11
Engine compartment distribution box F9-F24.....	12
Distribution box in engine compartment F25-F31.....	13
Distribution box in engine compartment F32-F37.....	14
Distribution box in engine compartment F38 .....	15
Distribution box in engine compartment F38-F39.....	16
Distribution box in engine compartment F39-F44.....	17
Fuses in the Central electronic module (CEM) F1 - F11 .....	18
Central electronic module (CEM) F13 - F19 .....	19
Central Electronic Module (CEM) F20 - F28.....	20
Passenger compartment.....	21
Rear electrical center FA1-FA12 .....	22
Distribution box in cargo compartment FB1-FB12.....	23
Rear electrical center FD1-FD7 .....	24
Battery PF1-PF2 .....	25

## Relays

Relays in engine compartment R2.....	26
Relays in engine compartment R8 - R9.....	27
Relays in engine compartment R10 - R13.....	28
Cargo compartment.....	29
Distribution box in cargo compartment RA1-RD1.....	30
Central Electronic Module (CEM) .....	31

## Ground connections

Overview.....	32
31/1 - 31/6 .....	33
31/7 - 31/15 continues .....	34
31/15 - 31/48 .....	35
31/65 - 31/83 continues .....	36
31/83 - 31/90 .....	37
31/93 - 31/XX10.....	38
31/XX14 - 31/AL .....	39

## Control modules

Overview of locations.....	40
Overview of designations.....	41
Central Electronic Module (CEM) 1:3 .....	42
Data communication high speed CAN.....	45
Data communication High speed CAN, 4-Cyl.....	46
Midspeed CAN data communication, LHD .....	47

Midspeed CAN data communication, RHD.....	48
Data communication LIN, 1:2.....	49
Data communication MOST.....	51
Steering Wheel Module (SWM) .....	52

## Group 23 Fuel system

Engine management system, 4-Cyl. 1:2 .....	53
Engine management system, 5-Cyl. Turbo 1:2.....	55
Engine management system, 6-Cyl. 1:2 .....	57
Engine management system 6-Cyl. B6324S2 1:2 .....	59
Engine management system, 6-Cyl. Turbo 1:2.....	61
Engine management system, 8-Cyl. 1:2 .....	63
Emission control, 4-Cyl. ....	65
Emission control, 5-Cyl. Turbo.....	66
Emission control, 6-Cyl. ....	67
Emission control, 8-Cyl. ....	68
Engine management system, 4-Cyl. Diesel DW10 1:2.....	69
Engine management system, 4-Cyl. Diesel DV6B 1:3 .....	71
Engine management system, 5-Cyl. Diesel Single Turbo 1:3 .....	74
Engine management system, 5-Cyl. Diesel Twin Turbo 1:3.....	77

## Group 26 Cooling system

Cooling fan, 4-Cyl. ....	80
Cooling fan, 5-Cyl. Turbo & 6-Cyl. ....	81
Cooling fan, 4-Cyl. Diesel .....	82
Cooling fan, 5-Cyl. Diesel .....	83
Cooling fan, 8-Cyl. ....	84

## Group 27 Engine controls

Cruise control 4-Cyl. ....	85
Cruise control 4-Cyl. Diesel .....	86
Cruise control 5-Cyl. & 6-Cyl.....	87
Cruise control 5-Cyl. Diesel .....	88
Cruise control 8-Cyl. ....	89

## Group 32 Alternator and voltage regulator

Power supply 4-Cyl.....	90
Power supply .....	91

## Group 33 Starting system

Starting system 4-Cyl.....	92
Starting system 5, 6 & 8-Cyl. ....	93
Starting system 5-Cyl. Diesel.....	94

## Table of Contents 2:3

### Group 35 Lighting

High and low beam .....	95
High and low beam (Dual Xenon).....	96
Beam length adjustment, manual .....	97
Beam length adjustment, automatic (Dual Xenon) .....	98
Running-/ Parking lights, Tail lights V70 .....	99
Running-/ Parking lights, Tail lights S80 .....	100
Running/ Parking light, Tail lights(Dual Xenon) V70..	101
Running/ Parking light, Tail lights (Dual Xenon) S80.	102
Fog lights V70.....	103
Fog lights S80.....	104
Brake light V70 .....	105
Brake light S80 .....	106
Reversing lights V70.....	107
Reversing lights S80.....	108
Follow-me-home lighting, LHD .....	109
Follow-me-home lighting, RHD.....	110
Interior lighting, LHD 1:2 .....	111
Interior lighting, RHD 1:2 .....	113
Active headlights.....	115
Lighting in sill moldings.....	116
Auxiliary lights.....	117
Lighting in doors LHD .....	118
Lighting in doors RHD.....	119
Lighting mug holder and floor .....	120

### Group 36 Additional electrical equipment

Rain sensor.....	121
Direction indicator and Hazard warning flashers LHD V70 .....	122
Direction indicator and Hazard warning flashers LHD S80 .....	123
Direction indicator and Hazard warning flashers RHD V70 .....	124
Direction indicator and Hazard warning flashers RHD S80 .....	125
Windshield wiper/washer .....	126
High-pressure headlight washer .....	127
Wiper/washer rear window .....	128
Horn .....	129
Keyless vehicle 1:2 .....	130
Anti-theft alarm .....	132
Parking assistance.....	133
Collision warning with brake servo .....	134
Tire pressure warning (TPMS).....	135
Alcolock .....	136

### Group 37 Wiring and fuses

Diagnostics system .....	137
12V outlet.....	138
Tow hitch cable harness, 4-pin V70.....	139
Tow hitch cable harness, 4-pin S80.....	140
Tow hitch cable harness, 7-pin V70.....	141
Tow hitch cable harness, 7-pin S80.....	142
Tow hitch cable harness, 13-pin V70.....	143
Tow hitch cable harness, 13-pin S80.....	144
Accessory USB unit (AUU) .....	145

### Group 38 Instruments

Seat belt reminder .....	146
Driver information module.....	147
Analog clock .....	148

### Group 39 Other

Audio Premium 1:3 .....	149
Audio 1:2.....	152
Cellular phone 1:2.....	154
DAB Radio .....	156
Bluetooth phone system .....	157
Bluetooth Handsfree .....	158
Multimedia & Traffic information .....	159
Rear seat entertainment .....	160
Satellite radio .....	161
Parking camera.....	162
Navigation system, portable.....	163

### Group 43 Transmission

M66 transmission.....	164
Automatic transmission TF-80SC AWD.....	165
Automatic transmission MPS6.....	166
Differential Electronic Module (DEM).....	167

### Group 55 Parking brake

Electronic parking brake .....	168
--------------------------------	-----

### Group 59 Brake system

Brake control system & DSTC .....	169
-----------------------------------	-----

### Group 64 Steering

Speed dependent power steering.....	170
-------------------------------------	-----

### Group 76 Shock absorbers

Four-C .....	171
--------------	-----

## Table of Contents 3:3

### Group 83 Doors and openings

Central locking, front doors, LHD.....	172
Central locking, front doors, RHD.....	173
Central locking, rear doors.....	174
Central locking, trunk lid V70.....	175
Central locking, trunk lid S80.....	176
Central locking, fuel filler flap.....	177
Signal receiver, central locking.....	178
Front door power windows, LHD.....	179
Front door power windows, RHD.....	180
Rear door power windows.....	181
Power sunroof.....	182

### Group 84 Exterior decorative elements etc.

Power door mirrors, LHD.....	183
Power door mirrors, RHD.....	184
Heated door mirrors, LHD.....	185
Heated door mirrors, RHD.....	186
Blind spot information system LHD.....	187
Blind spot information system RHD.....	188
Heated rear window.....	189

### Group 85 Interior equipment

Power driver's seat with memory function, LHD.....	190
Power driver's seat with memory function, RHD.....	191
Power passenger seat, LHD.....	192

Power passenger seat, RHD.....	193
Heated power front seats with fans.....	194
Heated power front seats without fans.....	195
Electrically heated rear seat.....	196
Massage seats.....	197

### Group 87 Climate control system

Climate control system PTC-element.....	198
Climate control system, 4-Cyl. 1:2.....	199
Climate control system, 5-, 6- & 8-Cyl. 1:2.....	201
Climate control system 5-Cyl. Diesel 1:2.....	203
Parking heater, auxiliary heater.....	205
Parking heater, remote start.....	206
Refrigeration box rear seat.....	207

### Group 88 Internal equipment

Rear-view mirror with automatic dimming.....	208
Supplemental restraint system 1:2.....	209
Electrically adjustable head restraint.....	211
Remote garage door opener.....	212

<b>Index 1:2.....</b>	<b>213</b>
-----------------------	------------

<b>List of components 1:6.....</b>	<b>215</b>
------------------------------------	------------

# Explanations

## Abbreviations

### Groups

Group 23	= Fuel system
Group 26	= Cooling system
Group 27	= Engine controls
Group 32	= Alternator and voltage regulator
Group 33	= Starting system
Group 35	= Lighting
Group 36	= Additional electrical equipment
Group 37	= Wiring and fuses
Group 38	= Instruments
Group 39	= Other
Group 43	= Transmission
Group 55	= Parking brake
Group 59	= Brake system
Group 64	= Steering
Group 76	= Shock absorbers
Group 83	= Doors and openings
Group 84	= Exterior decorative elements, etc.
Group 85	= Interior equipment
Group 87	= Climate control system
Group 88	= Internal equipment

### Ignition switch symbols

X	= Accessories (audio position)
S	= Powered upon insertion of key
15	= Contact remains connected during start
15l	= Contact is broken while starting
30	= Constant power from the battery
50	= Start

### Countries/Markets

A	= Austria
AUS	= Australia
B	= Belgium
CDN	= Canada
CH	= Switzerland
D	= Germany
DK	= Denmark
E	= Spain
EU/OS	= Markets outside USA and Canada
FIN	= Finland
GB	= Great Britain
ISR	= Israel
J	= Japan
KOR	= Korea
N	= Norway
NL	= Netherlands
S	= Sweden
USA	= United States of America
WEU	= Western Europe

### Other

ACC	= Adaptive Cruise Control
Ag	= Silver plated
Au	= Gold plated
AUTO	= Automatic transmission
BLIS	= Blind spot information system
CAN	= CAN communication
DPY	= Display
Du-X	= Dual Xenon
ECC	= Electronic climate control system
ETA	= Throttle unit
EXC	= Exclusive
GDL	= Gas discharge lamp
HISPEED	= High speed data bus
IR	= Infrared sensor
LIN	= LIN communication
LH	= Left-hand side
LHD	= Left-hand drive
MAN	= Manual transmission
MEMORY	= Memory driver's seat
MIDSPEED	= Midspeed data bus
MMS	= Mass Movement Sensor
PETROL	= Gasoline
RH	= Right-hand side
RHD	= Right-hand drive
SCR	= Screened
SRS	= Airbag
T	= Turbocharged engine
W/O	= Without
2WD	= Two-wheel drive
4CYL, I4	= 4-cylinder engine
5CYL, I5	= 5-cylinder engine
6CYL, I6	= 6-cylinder engine
8CYL, V8	= 8-cylinder engine

### Colors

BK, SB	= Black
BN	= Brown
BU, BL	= Blue
GN	= Green
GY, GR	= Gray
LGN	= Light Green
NL	= Natural
OG, OR	= Orange
PK, P	= Pink
RD, R	= Red
VT, VO	= Violet
WH, W	= White
YE, Y	= Yellow

# How to use the wiring diagrams 1:2

The descriptions below apply in general to all wiring diagram manuals, although not all sections are necessarily contained in this manual.

## A. Component designation

Every component has a component designation that consists of two parts.

The first part is a type number that describes the type of component in question, for example 3/xx.

The second part of the designation is a serial number, e.g. x/2.

Together, this constitutes a component designation, e.g. 3/2.

At the end of the manual is a list of components, where, with the help of the component designation, you can read off the name of the component, for example, 3/2 = light switch.

## List of type numbers

The list shows which type of component that respective type numbers refer to, for example, 3/x = switch, 6/x = electric motor, etc.

1	Battery
2	Relay
3	Switch
4	Control module
5	Driver information module
6	Electric motor
7	Sensor
8	Actuator
9	Heating element
10	Light
11	Fuse
15	Electrical distribution rail/box
16	Audio
17	Service/diagnostics
18	Contact reel
19	Meter
20	Ignition component/shunt
27	Optics
31	Ground connection
73	Branching point
74	Connector

## B. Branching points

The wiring diagrams contain numbered branching points, for example 73/5035.

This manual contains a section with a list of branching points. This list shows all the components that are connected to each branching point.

The location of the branching points is shown in the "Cable harness routing in vehicle" section.

## C. Connectors

Connectors provide a bridge between two cable harnesses and are described in the "Connectors" section.

## D. Electrical distribution

Operation of the fuses and relays is shown in the "Electrical distribution" section.

## E. Data communication

Today's cars contain CAN, LIN and MOST networks that transfer information. Connections to these networks are not shown in their entirety in the respective wiring diagram. Complete information on CAN, LIN and MOST communication is found in the section "Control modules".

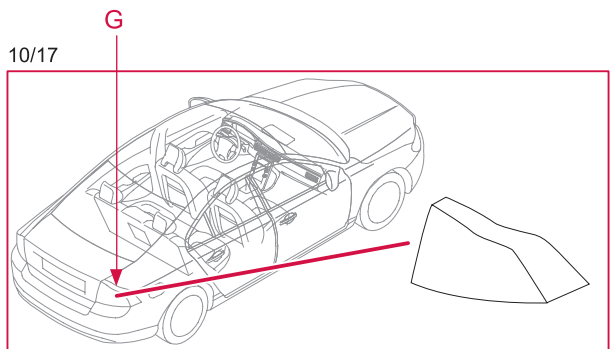
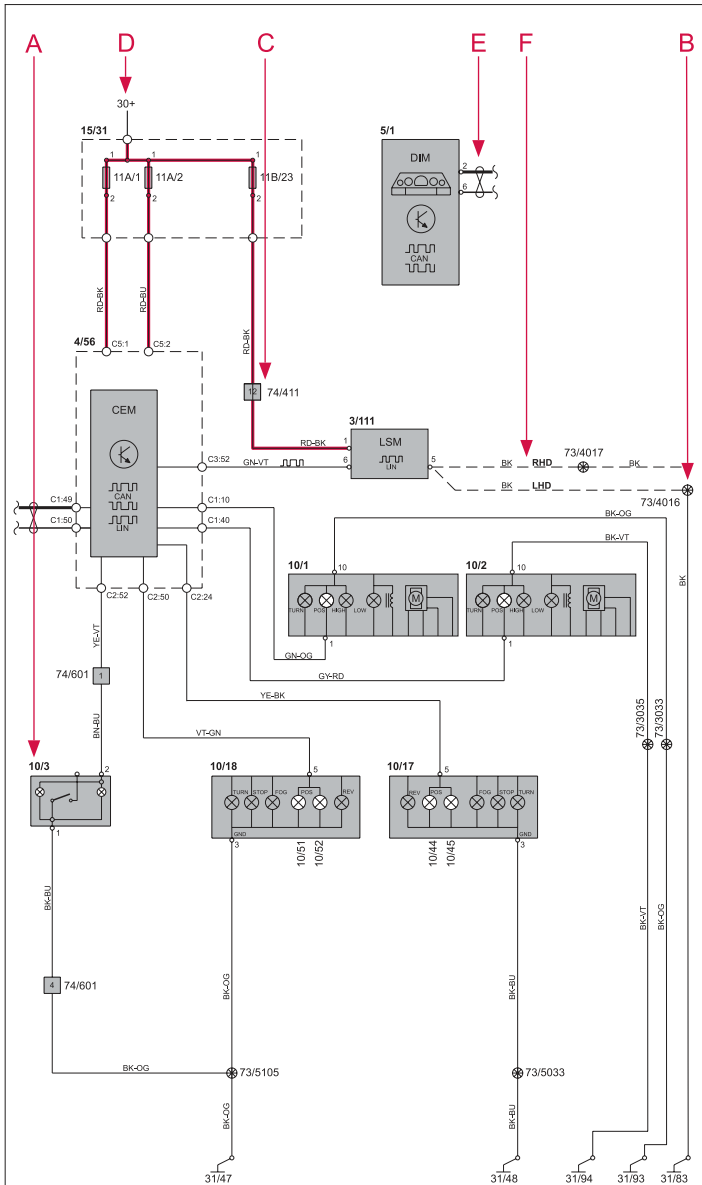
## F. Abbreviations

A number of different abbreviations are used in the manual. These are explained in the section "Abbreviations".

## G. Component location

The end of the manual contains a section that describes component appearance and location in numerical order.

# How to use the wiring diagrams 2:2



## List of symbols

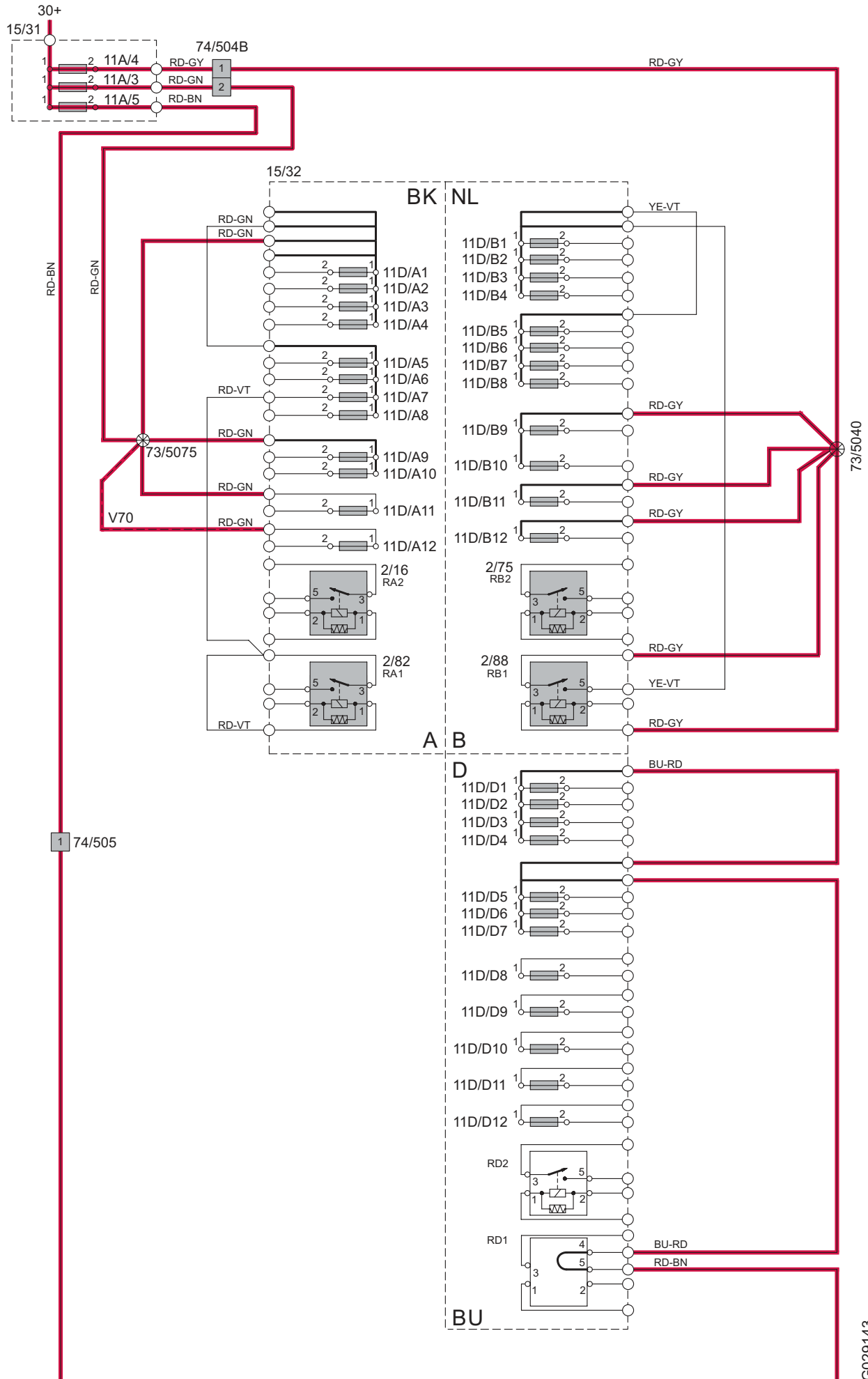
- = System voltage
- = Ground connection via wiring
- = Ground connection in component/chassis
- = Screened wire
- = Junction point
- = Twisted cable
- = Electrical connection
- = Variant
- = CAN communication
- = CAN high data signal (CAN H)
- = CAN low data signal (CAN L)
- = LIN communication
- = LIN communication
- = DIN cable, coaxial cable, etc.
- = Data communication
- = CAN communication
- = MOST communication
- = MOST communication
- = Connection with distribution box
- = Further connection to...
- = Connector between cable harnesses
- = Connector connected in component





# Electrical distribution 2:2

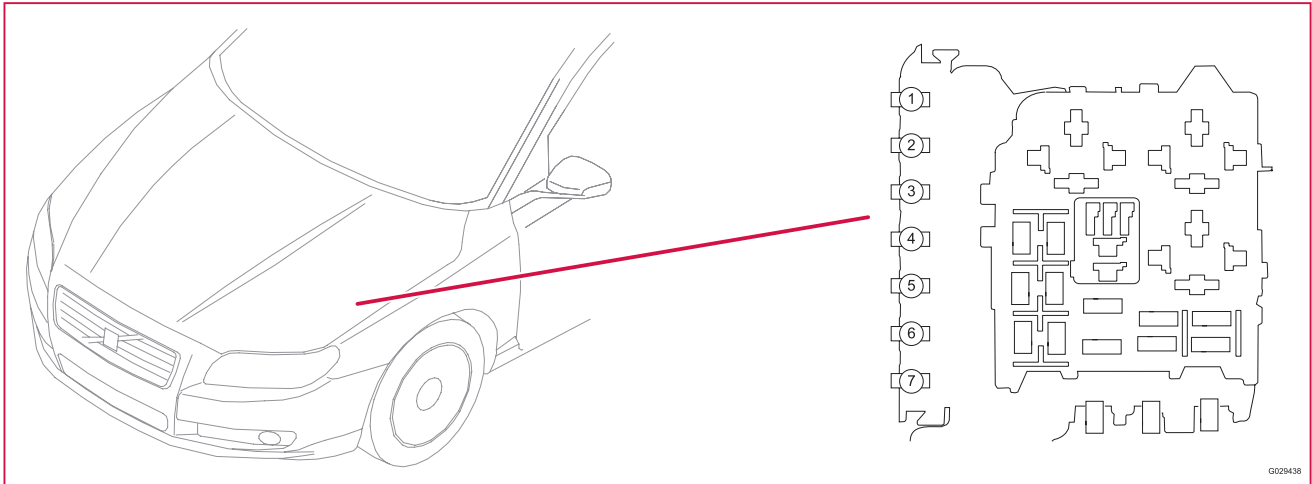
## Overview, rear electrical center



G029143

# Fuses

## Distribution box in engine compartment F1-F7



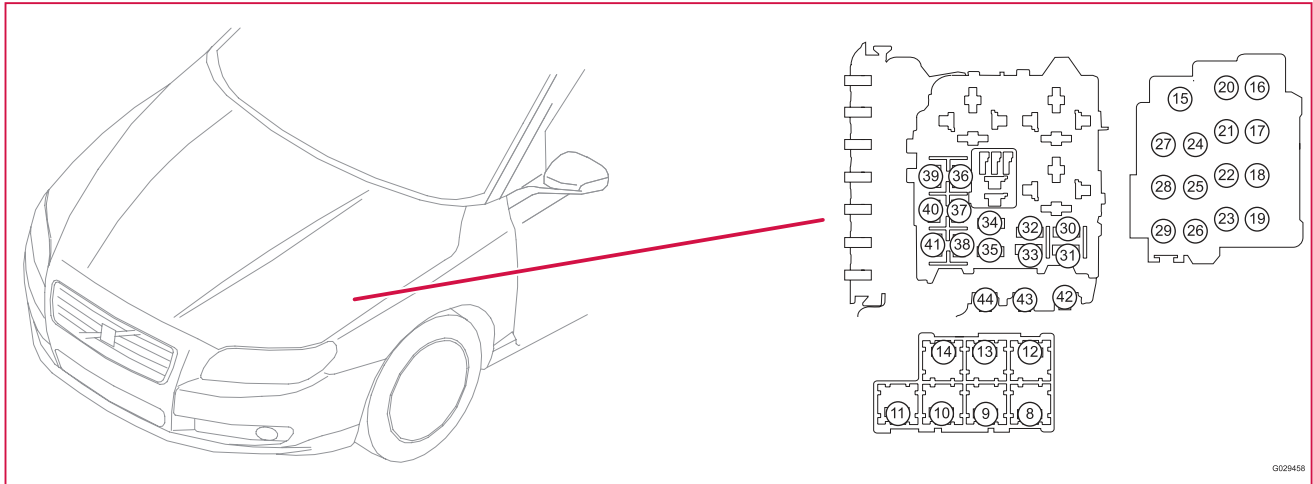
G029438

### 15/31 Distribution box in engine compartment

No.	No.	Fuse function	via	A
F1	11A/1	Main fuse for fuses in CEM	-	50
F2	11A/2	Main fuse for fuses in CEM	-	50
F3	11A/3	11D/A1-11D/A12 Fuses in cargo compartment fuse box	-	60
F4	11A/4	2/88 Relay, 15-feed rear 11D/B1-11D/B8 Fuses in cargo compartment fuse box 11D/B9-11D/B12 Fuses in cargo compartment fuse box	- 2/88 -	60
F5	11A/5	11D/D1-11D/D7 Fuses in cargo compartment fuse box	-	50
F7	11A/7	9/42 PTC-element	-	100
continues				

# Fuses

## Engine compartment distribution box F9-F24



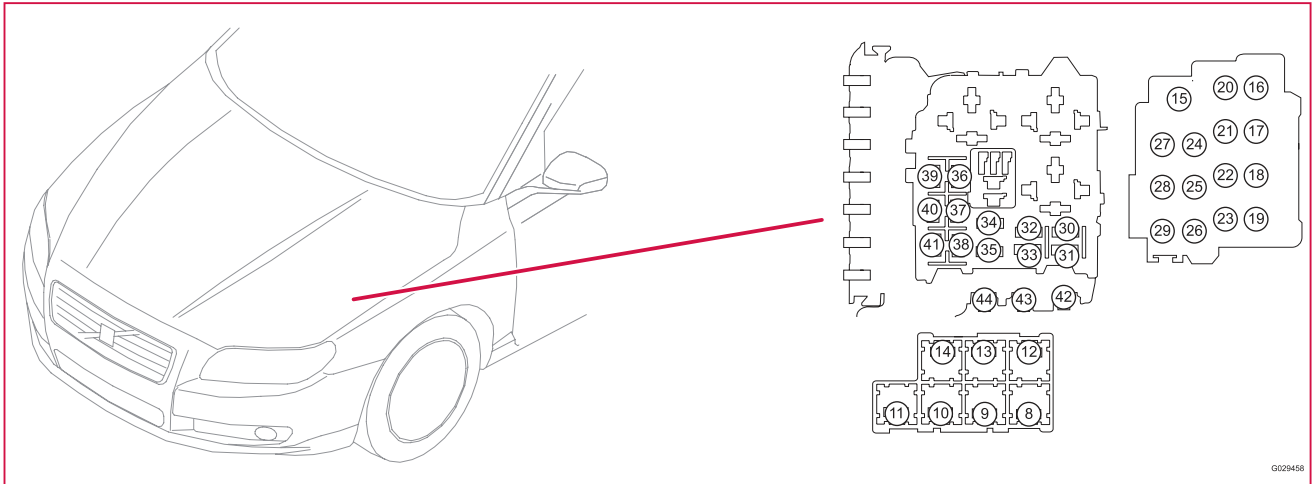
G029458

### 15/31 Distribution box in engine compartment

No.	No.	Fuse function	via	A
F9	11B/9	6/1 Wiper Motor Module (WMM)	-	30
F10	11B/10	4/7 Combustion Preheater Module (CPM)	-	25
F11	11B/11	4/31 Passenger compartment fan control module 6/28 Motor, passenger compartment fan	- -	40
F13	11B/13	4/16 Brake Control Module (BCM), pump	-	40
F14	11B/14	4/16 Brake Control Module (BCM), valves	-	20
F16	11B/16	4/118 Headlamp Control Module (HCM) 10/1 Lamp housing, front left 10/2 Lamp housing, front right	- - -	10
F17	11B/17	F2-F4 Fuses in the Central Electronic Module (CEM)	-	20
F18	11B/18	4/80 Forward Sensing Module (FSM) 7/203 Forward-aimed radar (FLR)	- -	5
F19	11B/19	4/99 Electronic power steering control module	-	5
F20	11B/20	4/28 Transmission Control Module (TCM) 4/28B Transmission Control Module (TCM) MPS6 4/46 Engine Control Module (ECM) 4/9 Supplemental Restraint System Module (SRS)	- - - -	10
F21	11B/21	9/43 Heated windshield washer nozzle, left 9/44 Heated windshield washer nozzle, right	- -	10
F22	11B/22	6/114 Vacuum pump, 5-Cyl. Turbo 6/164 Electrical power steering module (EPS)	2/133	5
F23	11B/23	3/111 Light Switch Module (LSM)	-	5
F24	11B/24	6/104 High pressure headlight washer motor	-	15
continues				

# Fuses

## Distribution box in engine compartment F25-F31



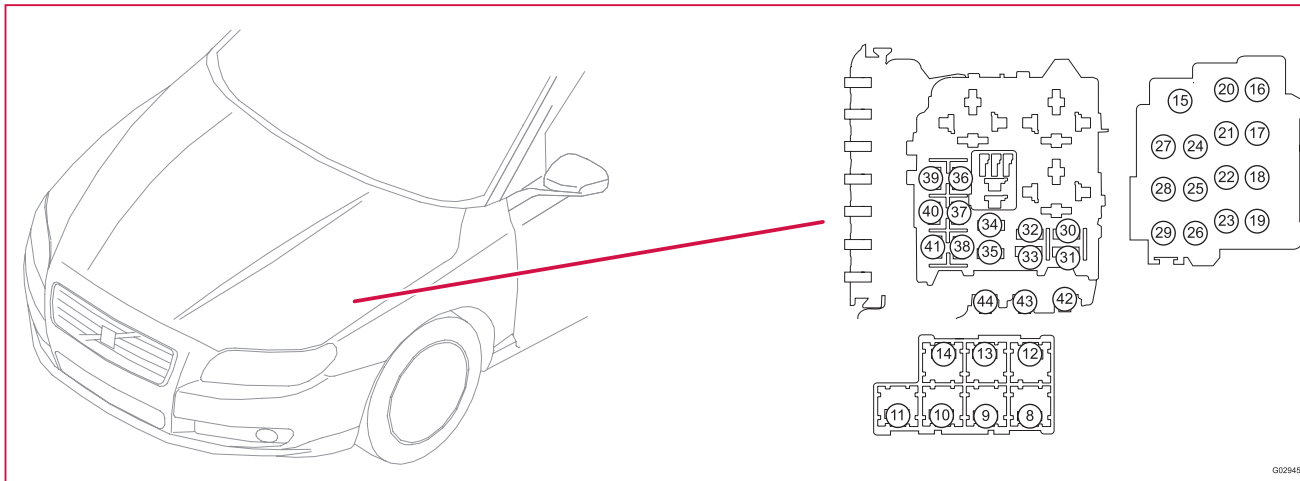
G029458

### 15/31 Distribution box in engine compartment

No.	No.	Fuse function	via	A
F25	11B/25	9/1 Front 12V outlet	-	15
		9/25 Rear 12V outlet	-	
		16/45 Portable navigation system	-	
		16/109 DVD player/control module	-	
F26	11B/26	3/117 Switch unit, ceiling light	-	5
		4/33 Sunroof control module	-	
		6/48 Damper Motor Module (DMM), recirculation	-	
		6/95 Damper Motor Module (DMM), temperature, left side	-	
		6/96 Damper Motor Module (DMM), temperature, right side	-	
		6/102 Damper Motor Module (DMM), defroster	-	
		6/103 Damper Motor Module (DMM), floor/ventilation	-	
7/159 Air Quality Sensor (AQS)	-			
F27	11B/27	2/31 Relay, 15-feed	-	5
		2/193 Relay, comfort functions	-	
F28	11B/28	2/64 Relay, auxiliary lights	-	20
		10/65 Auxiliary light, front right	2/64	
		10/69 Auxiliary light, front left	2/64	
F29	11B/29	2/17 Relay, horn	-	15
		16/10 Horn 1	2/17	
		16/11 Horn 2	2/17	
F30	11B/30	2/32 Main relay, engine management system	-	10
		4/46 Engine Control Module (ECM)	-	
F31	11B/31	4/28 Transmission Control Module (TCM)	-	15
		4/28 Transmission Control Module (TCM) MPS6	-	
continues				

# Fuses

## Distribution box in engine compartment F32-F37



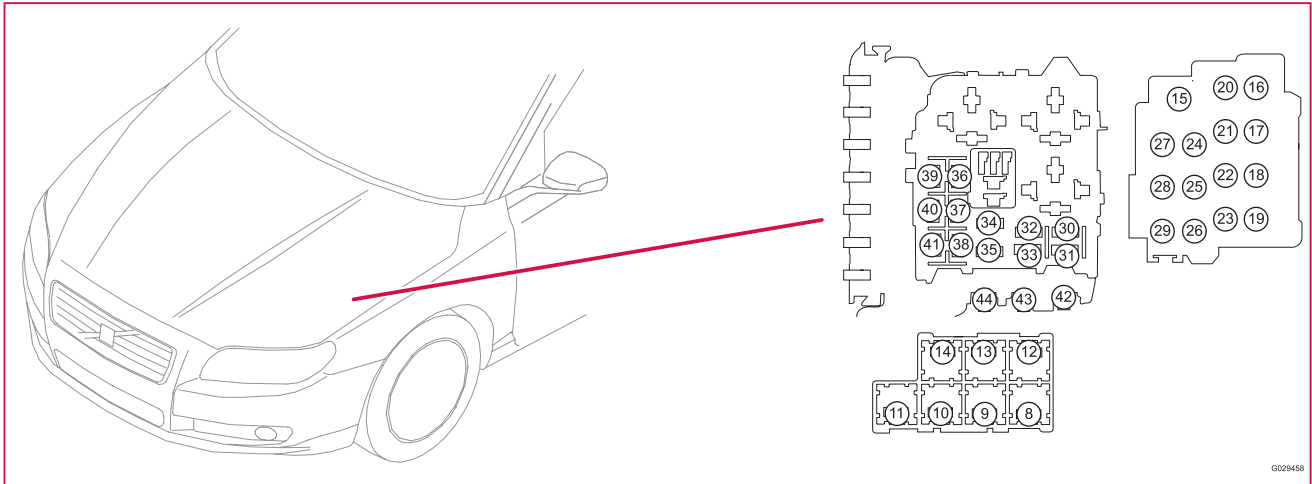
G029458

### 15/31 Distribution box in engine compartment

No.	No.	Fuse function	via	A
F32	11B/32	8/3 Electromagnetic clutch, climate control system	2/22	15
F33	11B/33	2/14 Relay, glow plug system. 4-Cyl. Diesel 2/22 Relay, climate control system 2/239 Relay, coolant pump, 8-Cyl.	- - -	5
F34	11B/34	6/25 Starter motor	2/35	30
F35	11B/35	20/3-8 Spark plug with ignition coil, 5-, 6- & 8-Cyl. 20/12-13 Spark plug with ignition coil, 8-Cyl. 20/16 Capacitor 4/109 Control module glow plug, 5-Cyl. Diesel 20/3-6 Spark plug with ignition coil, 4-Cyl. 8/82 Solenoid, variable turbo geometry, 4-Cyl. Diesel 8/111 Control valve fuel flow, 4-Cyl. 1.6L Diesel 8/132 Control valve intake, 4-Cyl. 2.0L Diesel	- - - - - - - -	20   10
F36	11B/36	4/46 Engine Control Module (ECM), 4-, 5-, 6-, 8-Cyl. 6/120 Throttle unit 4/46 Engine control module (ECM), 4-, 5-Cyl. Diesel 6/120 Throttle unit, 5-Cyl. Diesel	- 4/46 - 4/46	10  15
F37	11B/37	4/46 Engine Control Module (ECM), 6-Cyl. & 5-Cyl. Diesel 6/99 Engine EGR, 4-Cyl. 1.6L Diesel 7/35 Oil level sensor 8/6-11 Injection valves 8/98 Control valve fuel pressure, Diesel 8/111 Control valve fuel flow, 5-Cyl. Diesel 8/115 Injector 8/116 Injector 7/17 Mass airflow sensor (MAF)	- - - - - - - - -	15
continues				

# Fuses

## Distribution box in engine compartment F38



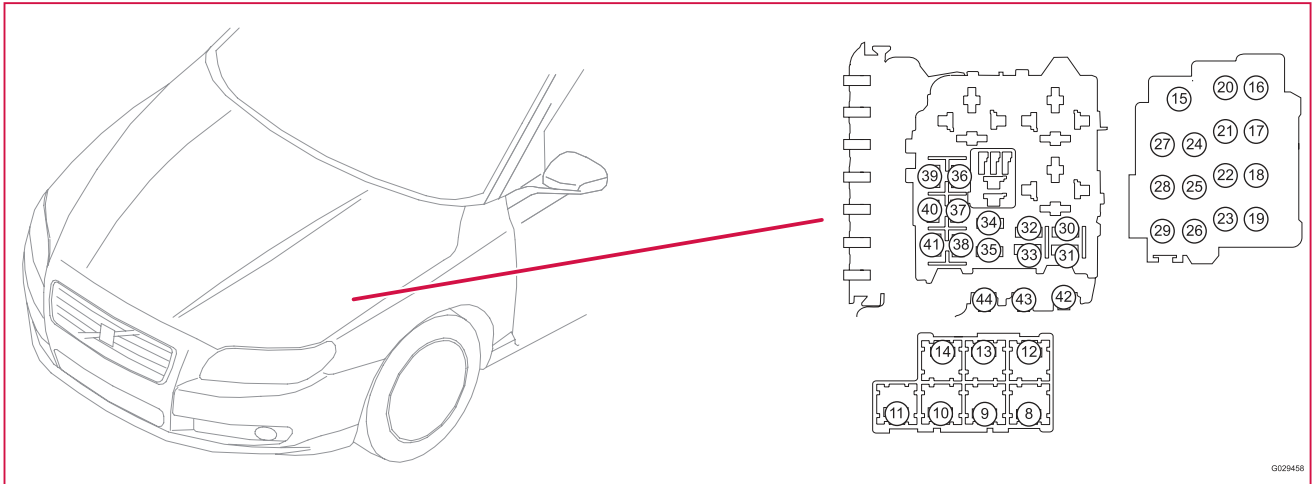
G029458

### 15/31 Distribution box in engine compartment

No.	No.	Fuse function	via	A
F38	11B/38	6/99 Engine EGR, 4-Cyl.	-	10
		8/18 EVAP valve, 4-Cyl.	-	
		8/45 Vacuum valve variable intake manifold, 4-Cyl.	-	
		8/114 Valve mixing air/fuel, 4-Cyl.	-	
	8/77 Control valve, fuel volume, 4-Cyl. 2.0L Diesel	-		
	8/122 Bypass valve charge air cooler, 4-Cyl. 1.6L Diesel	-		
	8/133 Control valve, fuel pressure, 4-Cyl. 2.0L Diesel	-		
	4/46 Engine Control Module (ECM)	-		
	8/3 Electromagnetic clutch climate control system, 5-Cyl. Turbo.	-		
	8/28 Turbocharger control valve, 5 & 6-Cyl. Turbo.	-		
	8/68 Relief valve, 6-Cyl. Turbo	-		
	8/81 Solenoid, variable valve timing, exhaust, 5-Cyl. Turbo.	-		
	8/117 Solenoid, variable valve timing, intake, 5-Cyl. Turbo.	-		
	6/143 Control motor, turbo, 5-Cyl. Diesel, 1T	-		
	7/35 Oil level sensor, 5-Cyl. Diesel	-		
8/3 Electromagnetic clutch, climate control system, 5-Cyl. Diesel	-			
8/113 Bypass valve, EGR cooling, 5-Cyl. Diesel	-			
8/120 EGR valve, 5-Cyl. Diesel	-			
8/157 Turbocharger control valve, Diesel, 2T	-			
continues				

# Fuses

## Distribution box in engine compartment F38-F39



G029458

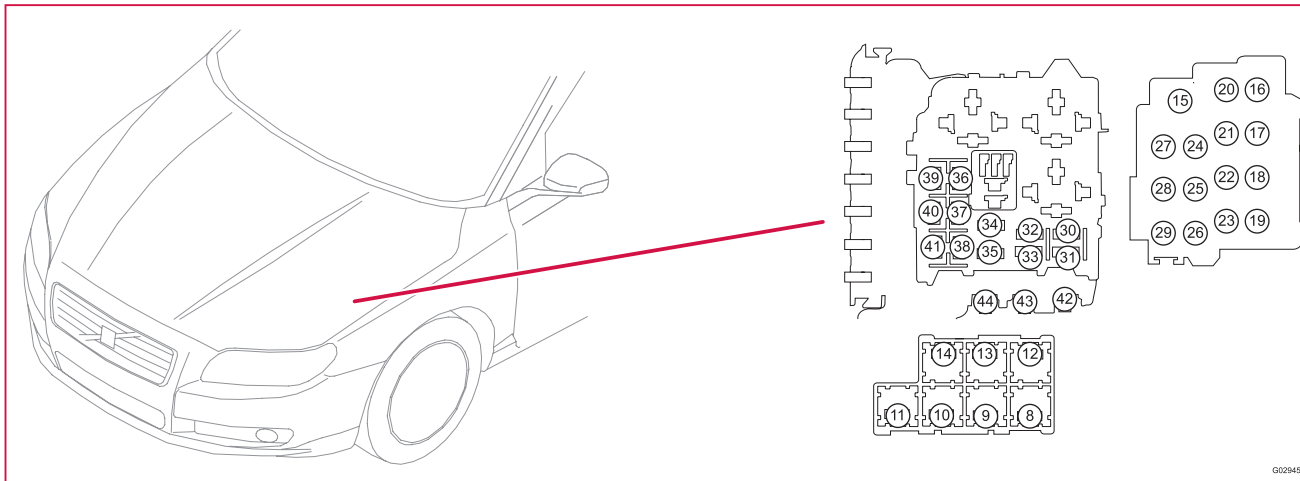
### 15/31 Distribution box in engine compartment

No.	No.	Fuse function	via	A	
F38	11B/38	4/46	Engine Control Module (ECM), 6-Cyl.	-	10
		6/139	Upper actuator motor, intake manifold, 6-Cyl. W/O T	-	
		6/140	Lower actuator motor, intake manifold, 6-Cyl. W/O T	-	
		8/3	Electromagnetic clutch climate control system, 6-Cyl.	-	
		8/117	Solenoid, variable valve timing, intake, 6-Cyl.	-	
		8/125	Solenoid cam profile front, 6-Cyl. W/O T	-	
		8/126	Solenoid cam profile rear, 6-Cyl. W/O T	-	
		4/46	Engine Control Module (ECM), 8-Cyl.	-	
		8/3	Electromagnetic clutch climate control system, 8-Cyl.	-	
		8/19	Solenoid, variable valve timing, intake, bank 2, 8-Cyl.	-	
8/81	Solenoid, variable valve timing, exhaust, bank 2, 8-Cyl.	-			
8/117	Solenoid, variable valve timing, intake, bank 1, 8-Cyl.	-			
8/118	Solenoid, variable valve timing, exhaust, bank 1, 8-Cyl.	-			
F39	11B/39	7/15	Front heated oxygen sensor, 4-Cyl.	-	10
		7/82	Rear heated oxygen sensor, 4-Cyl.	-	
		7/15	Front heated oxygen sensor, 5-Cyl. Diesel	-	15
		7/15	Front heated oxygen sensor, 5-Cyl. Turbo.	-	
		7/103	Rear heated oxygen sensor, 5-Cyl. Turbo.	-	
8/18	EVAP valve, 5-Cyl. Turbo.	-			
continues					



# Fuses

## Distribution box in engine compartment F39-F44

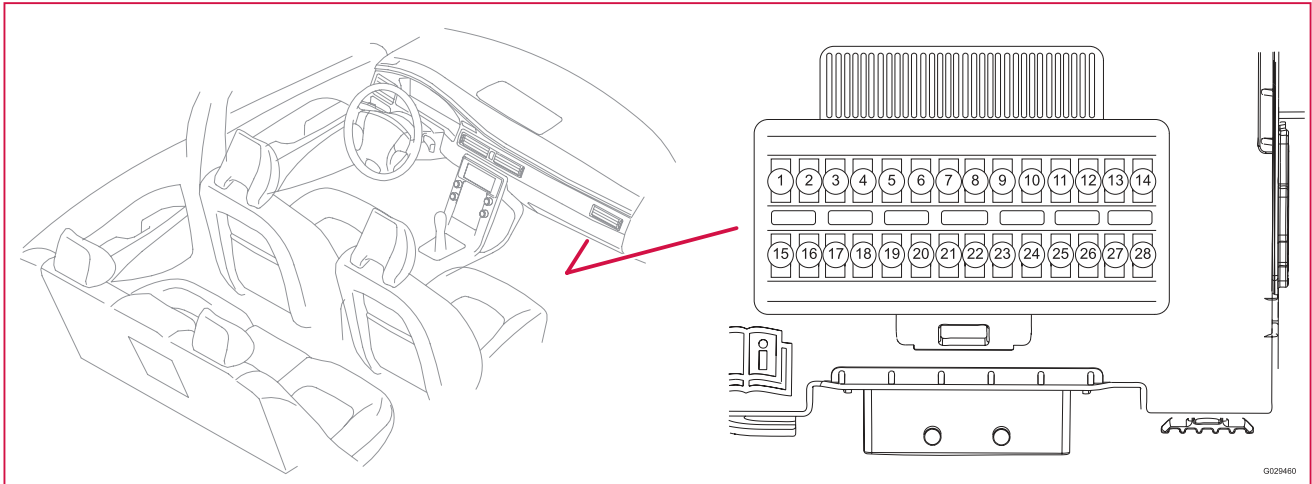


### 15/31 Distribution box in engine compartment

No.	No.	Fuse function	via	A	
F39	11B/39	7/15	Front oxygen sensor, bank 1, 6-Cyl.	-	15
		7/82	Rear oxygen sensor, bank 1, 6-Cyl.	-	
		7/103	Front heated oxygen sensor bank 2, 6-Cyl. W/O T	-	
		7/104	Rear heated oxygen sensor bank 2, 6-Cyl. W/O T	-	
		8/18	EVAP valve, 6-Cyl.	-	
		7/15	Front oxygen sensor, bank 2, 8-Cyl.	-	
		7/82	Front oxygen sensor, bank 1, 8-Cyl.	-	
		7/103	Rear oxygen sensor, bank 2, 8-Cyl.	-	
		7/104	Rear oxygen sensor, bank 1, 8-Cyl.	-	
		8/18	EVAP valve, 8-Cyl.	-	
8/107	Variable intake valve, 8-Cyl.	-			
F40	11B/40	6/114	Vacuum pump, 5-Cyl.	2/133	20
		9/32	PTC resistor crankcase ventilation, 5-Cyl. Turbo & Diesel	-	
		9/38	Heated fuel filter, 5-Cyl. Diesel	-	
		9/47	PTC resistor crankcase ventilation in hose, 5-Cyl. Diesel	-	
		6/73	Coolant pump, 8-Cyl.	2/239	10
F41	11B/41	6/67	Fuel leakage control pump, not 4- & 5-Cyl.	-	5
		7/200	Sensor coolant temperature, 6-Cyl.	-	
		9/32	PTC resistor, crankcase ventilation	-	
F42	11A/42	20/22-26	Glow plug, 5-Cyl.	4/109	70
		20/22-25	Glow plug, 4-Cyl.	2/14	60
F43	11A/43	4/71	Control module, cooling fan, 5-Cyl. Diesel, 6-Cyl., 8-Cyl.	-	80
		4/71	Control module, cooling fan, 4-Cyl., 5-Cyl.	-	60
F44	11A/44	6/164	Electrical power steering module (EPS), 4-Cyl. 1.6L Diesel	-	80

# Fuses

## Fuses in the Central electronic module (CEM) F1 - F11

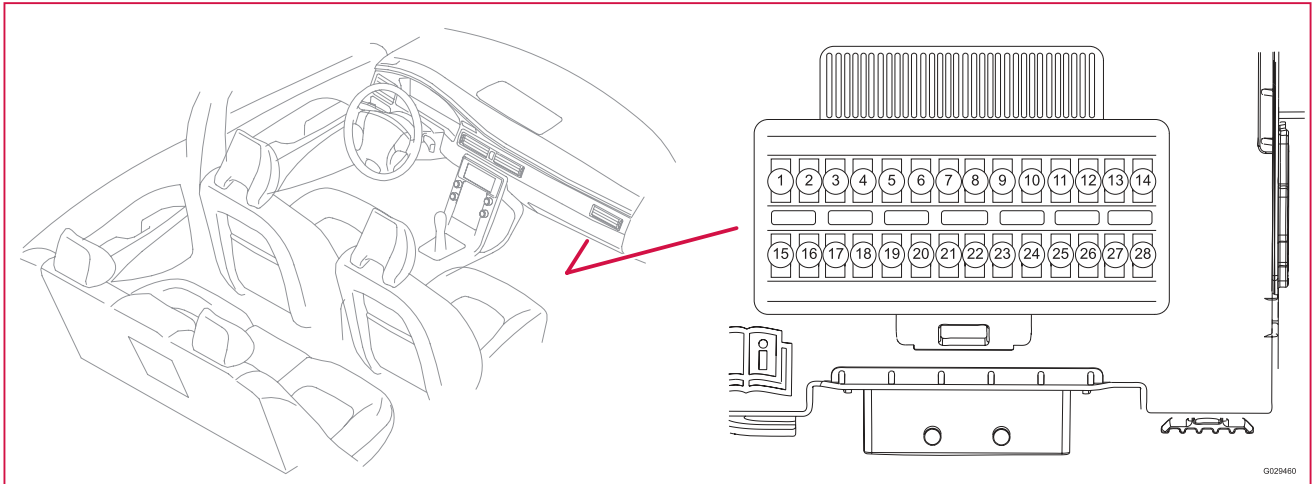


### 4/56 Central Electronic Module (CEM)

No.	Fuse function	via	A
F1	7/149 Rain Sensor Module (RSM)	-	5
F2	4/9 Supplemental Restraint System Module (SRS) 7/93 Occupant Weight Sensor (OWS)	- -	10
F3	4/16 Brake Control Module (BCM)	-	5
F4	3/65 Switch, heated rear seat 7/51 Accelerator pedal sensor 8/48 Auto-dimming rearview mirror 9/42 PTC-element	- - - -	7.5
F6	3/281 Infotainment Control Module (ICM) 4/124 Accessory USB unit (AUU) 16/1 Integrated Audio Module (IAM) 16/109 DVD player/control module	- - - -	15
F7	3/4 Steering wheel switch left (SWSL) 3/131 Steering wheel switch right (SWSR) 3/135 RTI switch	3/130 3/130 3/130, 3/131	7.5
F9	10/1 Lamp housing, front left 10/2 Lamp housing, front right	K2 K2	15
F10	4/33 Sunroof Module (SRM)	-	20
F11	10/48 Right-hand reversing light 10/55 Left-hand reversing light	K3 K3	7.5
continues			

# Fuses

## Central electronic module (CEM) F13 - F19

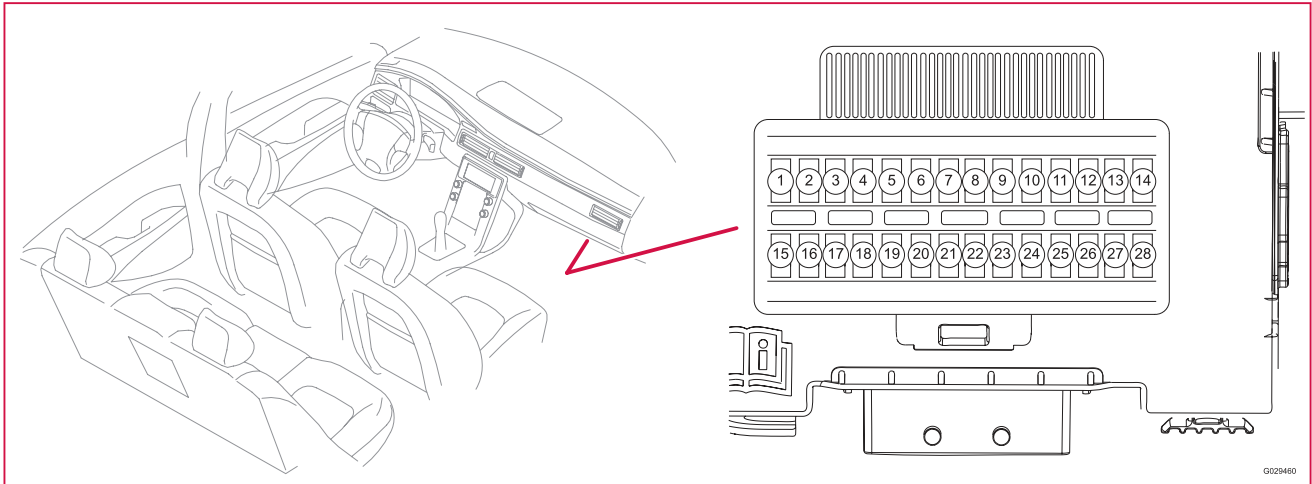


### 4/56 Central Electronic Module (CEM)

No.	Fuse function	via	A
F13	10/5 Fog light, front left	K1	15
	10/6 Fog light, front right	K1	
F14	6/127 Washer motor	K5A, K5B	15
F15	4/80 Forward Sensing Module (FSM)	-	10
F17	3/27 Switch unit, power passenger seat	-	7.5
	3/176 Switch, driver's door power window	-	
	3/291 Tailgate closing switch	-	
	4/76 Remote control unit for garage door opener	-	
	7/238 Alcolock sensor	-	
	10/22 Ceiling light	-	
	10/25 Ceiling light, cargo compartment, V70	-	
	10/29 Glove compartment lighting	-	
	10/114 Left-hand vanity mirror lighting	-	
	10/115 Right-hand vanity mirror lighting	-	
	10/125 Left-hand front courtesy lighting	-	
	10/126 Right-hand front courtesy lighting	-	
	10/127 Lighting, cargo compartment, left-hand side, S80	-	
	10/128 Lighting, cargo compartment, right-hand side, S80	-	
	10/150 Rear reading light	-	
	17/45 Alcolock outlet	-	
26/5 DC/AC converter, fuel tank	-		
26/6 Converter/control module, sill moldings, driver's side	-		
26/7 Converter/control module, sill moldings, passenger side	-		
26/8 Alcolock charging cradle	-		
F18	5/1 Driver Information Module (DIM)	-	5
F19	4/52 Power Seat Module (PSM)	-	5
continues			

# Fuses

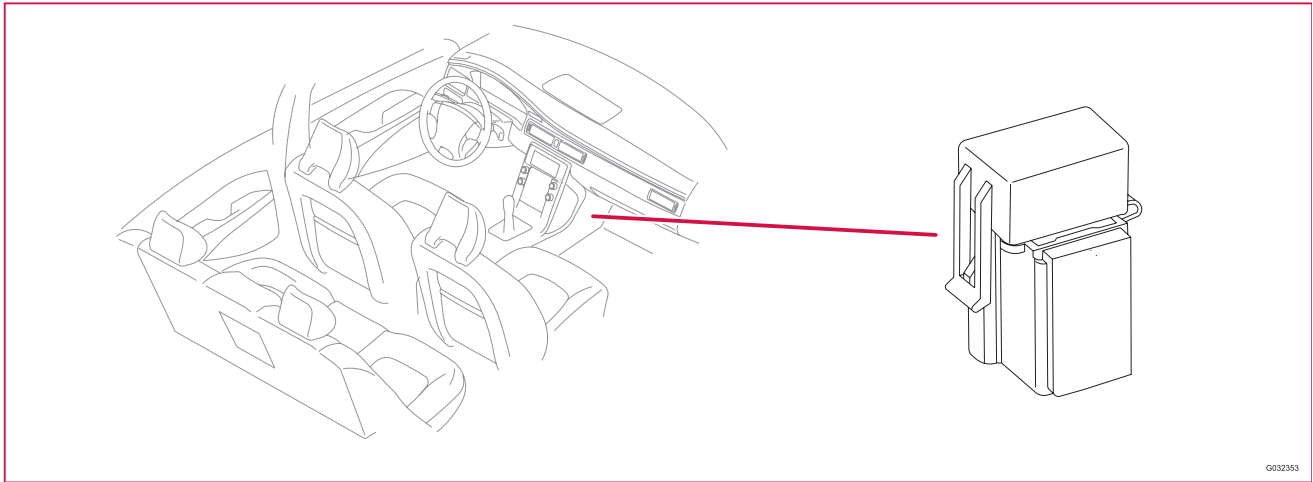
## Central Electronic Module (CEM) F20 - F28



### 4/56 Central Electronic Module (CEM)

No.	Fuse function	via	A
F20	6/32 Rear window wiper motor, V70	2/16	15
F21	4/119 Signal receiver, keyless vehicle (RKE) 4/119.2 Remote Receiver Module (RRX) 7/199 Ultrasonic sensor (IMS) 7/214 Heartbeat sensor	- - - -	5
F22	4/111 Additive Dosing Module (ADM) 6/33 Fuel pump	K8 K8, 4/83	20
F23	4/102 Steering Column Lock Module (SCL)	K9	20
F25	K6-B Relay, soldered K12 Relay, soldered 3/78 Lock unit, tailgate V70 6/8 Lock motor central locking, trunk lid/tailgate, S80 6/37 Lock motor, fuel filler cover	- - K6-B K6-B K12	10
F26	4/6 Climate Control Module (CCM) 16/35 Siren Control Module (SCM) 17/13 Data link connector	- - -	5
F27	3/132 Start Control Module (SCU)	-	5
F28	3/9 Contact brake light 4/93 Keyless Vehicle Module (KVM)	- 3/9	5

## Fuses Passenger compartment

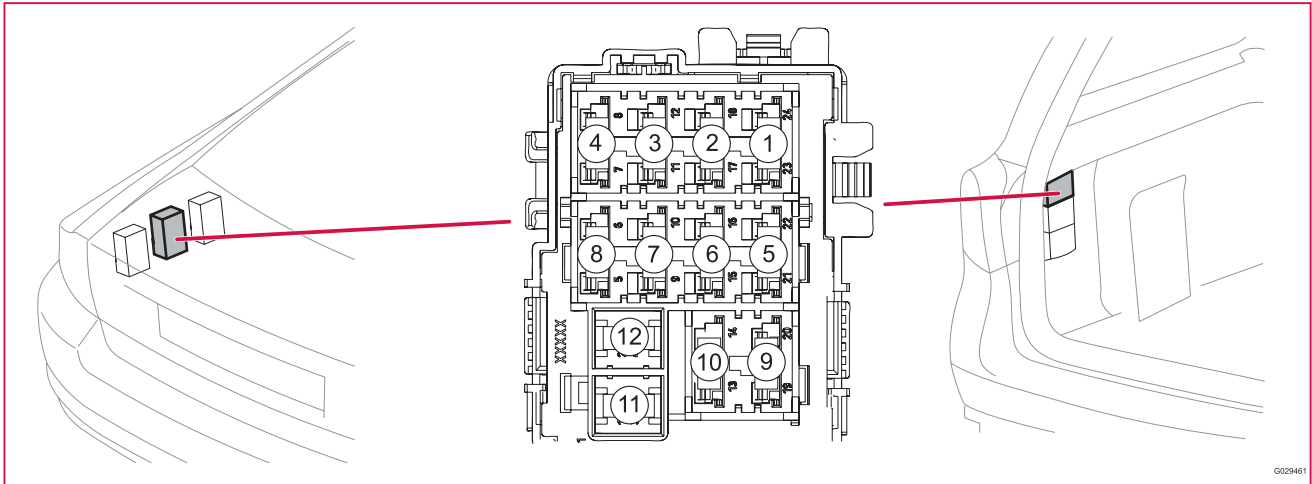


### 11 Fuse in extra fuse holder, passenger compartment

No.	Fuse function	via	A
1	19/4 Analog clock	-	5

## Fuses

### Rear electrical center FA1-FA12



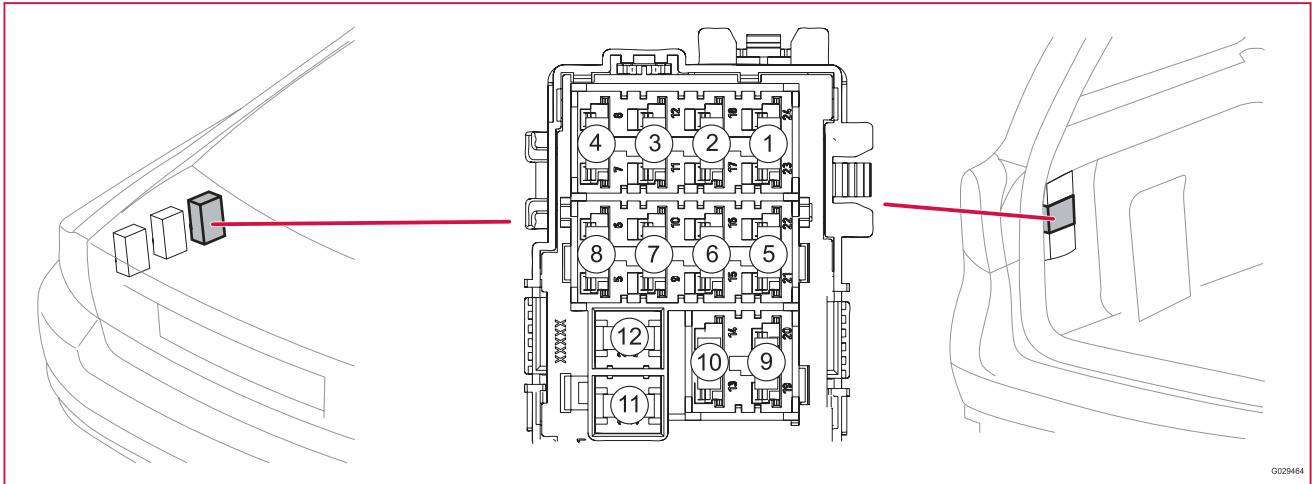
G229461

### 15/32 Rear electrical center

No.	No.	Fuse function	via	A
FA1	11D/A1	3/126 Driver Door Module (DDM)	-	25
FA2	11D/A2	3/127 Passenger Door Module (PDM)	-	25
FA3	11D/A3	3/128 Left rear door module (LDM)	-	25
FA4	11D/A4	3/129 Right rear door module (RDM)	-	25
FA6	11D/A6	9/24 Refrigeration box 17/19 12V outlet, cargo compartment	2/141 -	15
FA7	11D/A7	2/82 Relay, heated rear window 9/2 Rear window defroster 16/141 Interference filter, rear window, left	- 2/82 2/82	30
FA8	11D/A8	8/59 Rear left head restraint solenoid, S80 8/60 Rear right head restraint solenoid, S80	2/75 2/75	15
FA9	11D/A9	17/39 13-pin outlet, tow hitch cable harness	-	15
FA10	11D/A10	4/52 Power Seat Module (PSM)		25
FA11	11D/A11	4/110 Trailer Module (TRM)	-	40
FA12	11D/A12	4/116 Power Operated Tailgate Module (POT), V70	-	30

# Fuses

## Distribution box in cargo compartment FB1-FB12



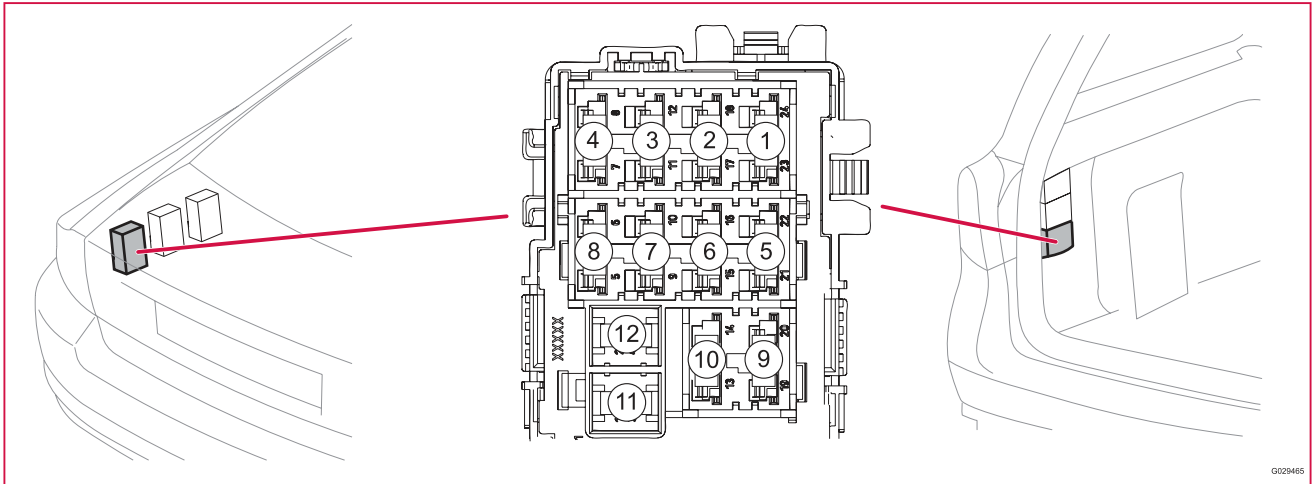
G029464

### 15/32 Rear electrical center

No.	No.	Fuse function	via	A
FB1	11D/B1	2/141 Refrigeration box relay	-	5
		4/131 Control module back massage left	-	
		4/133 Control module back massage right	-	
		10/276 Lighting center armrest rear 1	-	
		10/277 Lighting center armrest rear 2	-	
		10/280 Lighting cooler compartment left	-	
		10/281 Lighting cooler compartment right	-	
FB2	11D/B2	4/84 Suspension Module (SUM)	-	15
FB3	11D/B3	9/12 Seat Heating Module (SHM), driver's side	-	15
FB4	11D/B4	9/13 Seat Heating Module (SHM), passenger side	-	15
FB5	11D/B5	9/15 Control module, rear right seat heater	-	15
FB6	11D/B6	4/82 Differential Electronic Module (DEM)	-	10
FB7	11D/B7	9/14 Control module, rear left seat heater	-	15
FB9	11D/B9	3/27 Switch unit, power passenger seat	-	25
FB10	11D/B10	4/93 Keyless Vehicle Module (KVM)	-	20
FB11	11D/B11	6/146 Lock motor, rear left brake disc	4/115	30
FB12	11D/B12	6/147 Lock motor, rear right brake disc	4/115	30

## Fuses

### Rear electrical center FD1-FD7



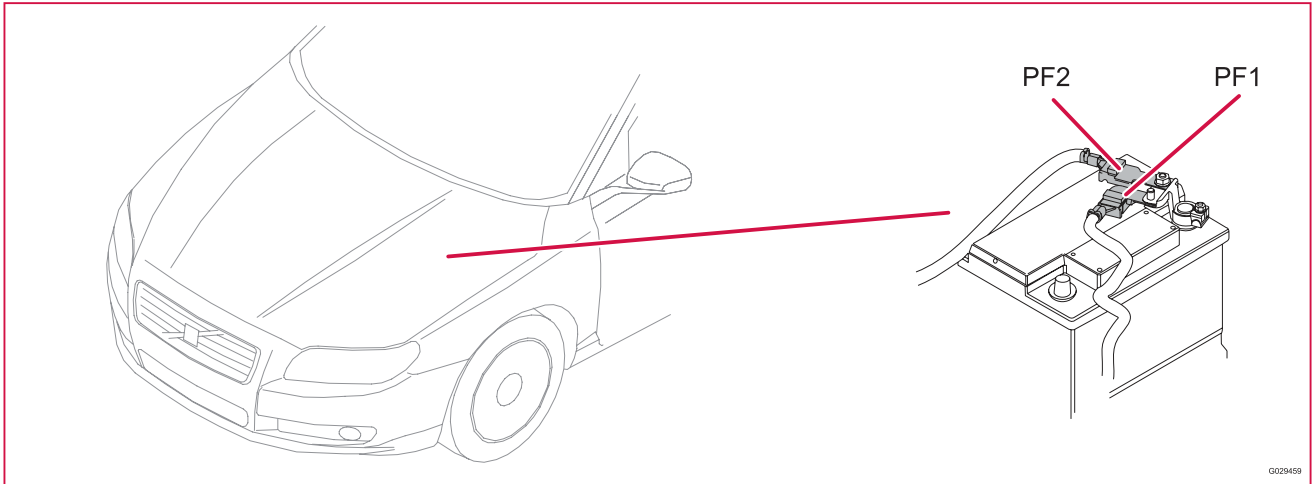
### 15/32 Rear electrical center

No.	No.	Fuse function	via	A
FD1	11D/D1	16/46 High Level Display Front (HLDF)	-	10
		16/108 Multimedia Module (MMM)	-	
FD3	11D/D3	16/79 Subwoofer Module (SUB), V70	-	25
FD4	11D/D4	16/145 Remote digital audio receiver (RDAR)	-	5
		16/162 Digital radio receiver control module (DABM)	-	
FD5	11D/D5	16/105 Audio module (AUD)	-	25
FD6	11D/D6	3/281 Infotainment Control Module (ICM)	-	15
		4/124 Accessory USB unit (AUU)	-	
		11/1 Fuse in extra fuse holder, passenger compartment	-	
		16/1 Integrated Audio Module (IAM)	-	
FD7	11D/D7	16/60 Phone Module (PHM)	-	5
		16/147 Bluetooth Phone Module (BPM)	-	



# Fuses

## Battery PF1-PF2



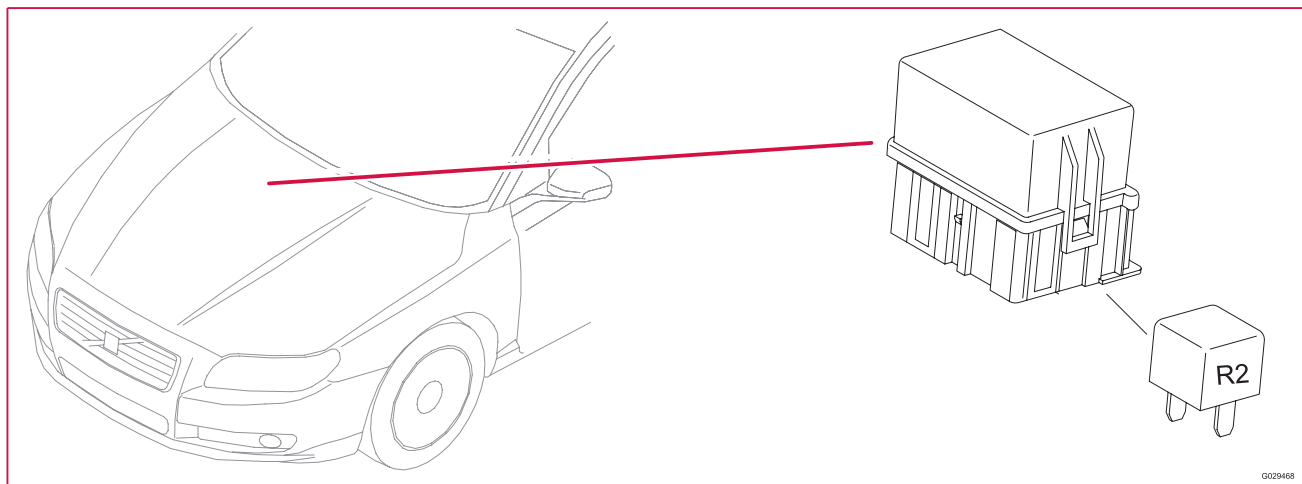
G029459

### 1/1 Battery

No.	Fuse function	via	A	
PF1	11A/1-11A/7	Fuses in the fuse box in the engine compartment	-	150
	11B/8-11B/14	Fuses in the fuse box in the engine compartment	-	
	11B/16-11B/22	Fuses in the fuse box in the engine compartment	2/31	
	11B/23	Fuses in the fuse box in the engine compartment	-	
	11B/24-11B/26	Fuses in the fuse box in the engine compartment	2/193	
	11B/27-11B/32	Fuses in the fuse box in the engine compartment	-	
	11B/33	Fuses in the fuse box in the engine compartment	2/32	
	11B/34	Fuses in the fuse box in the engine compartment	-	
	11B/35-11B/41	Fuses in the fuse box in the engine compartment	2/32	
11A/42-11A/44	Fuses in the fuse box in the engine compartment	-		
PF2	6/25	Starter motor	-	150
	6/26	Alternator Control Module (ACM)	-	

## Relays

### Relays in engine compartment R2

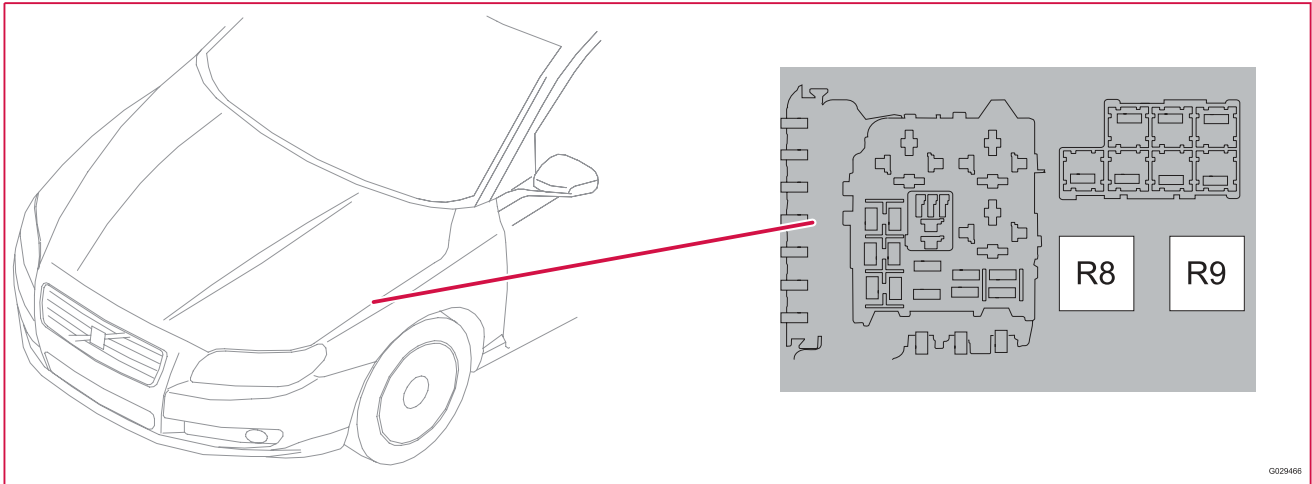


### 15/33 Engine compartment cold zone

Pos	Relay function
R2	2/17 Relay, horn

# Relays

## Relays in engine compartment R8 - R9

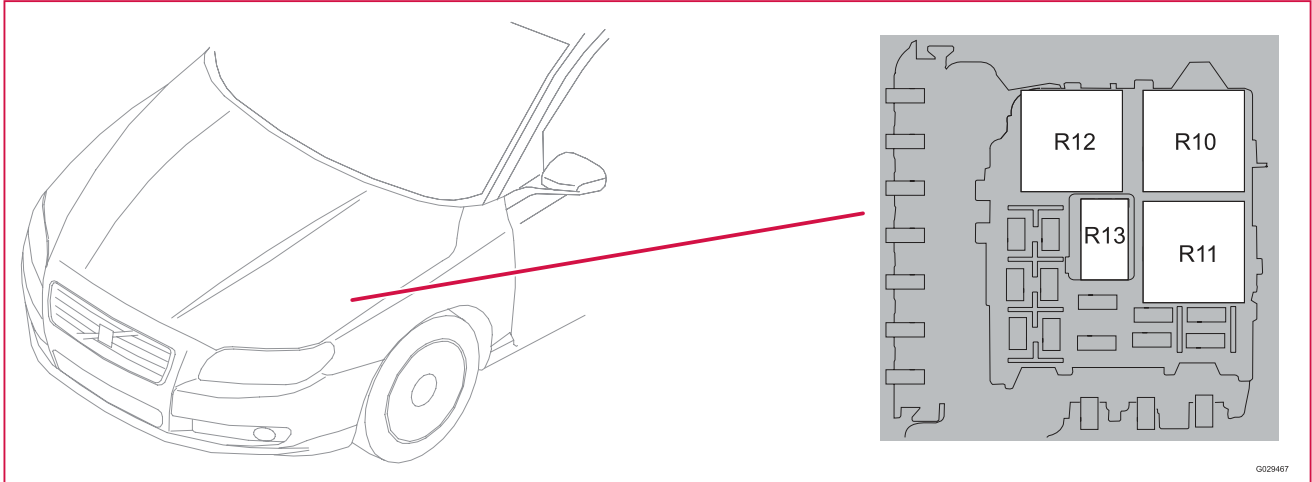


### 15/31 Distribution box engine compartment

Pos	Relay function
R8	2/31 Relay, 15-feed
R9	2/193 Relay, comfort functions

# Relays

## Relays in engine compartment R10 - R13

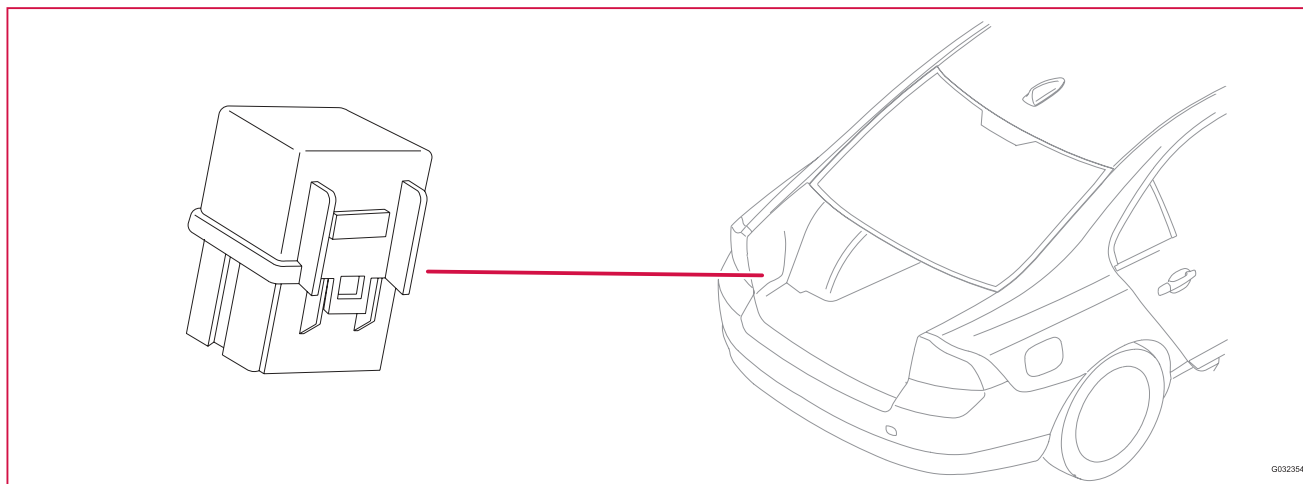


### 15/31 Distribution box engine compartment

Pos	Relay function	
R10	2/14	Relay, glow plug system. 4-Cyl. Diesel
	2/32	Main relay, engine management system
R11	2/32	Main relay, engine management system 4 Cyl Diesel
	2/133	Relay, vacuum pump, 5-Cyl. Turbo
	2/142	Relay pre-heater fuel filter, 5-Cyl. Diesel
	2/239	Relay, coolant pump, 8-Cyl.
R12	2/35	Relay, starter motor
R13	2/22	Relay, climate control system

## Relays

### Cargo compartment

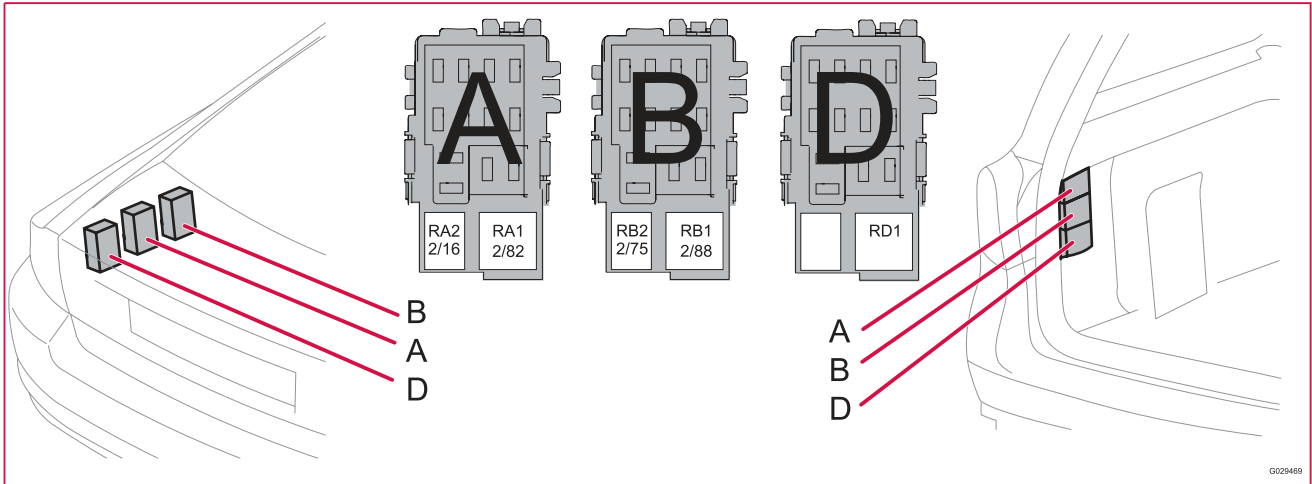


### Relay in extra holder cargo compartment

Relay function	
2/141	Refrigeration box relay

# Relays

## Distribution box in cargo compartment RA1-RD1



G029489

### 15/32 Rear electrical center

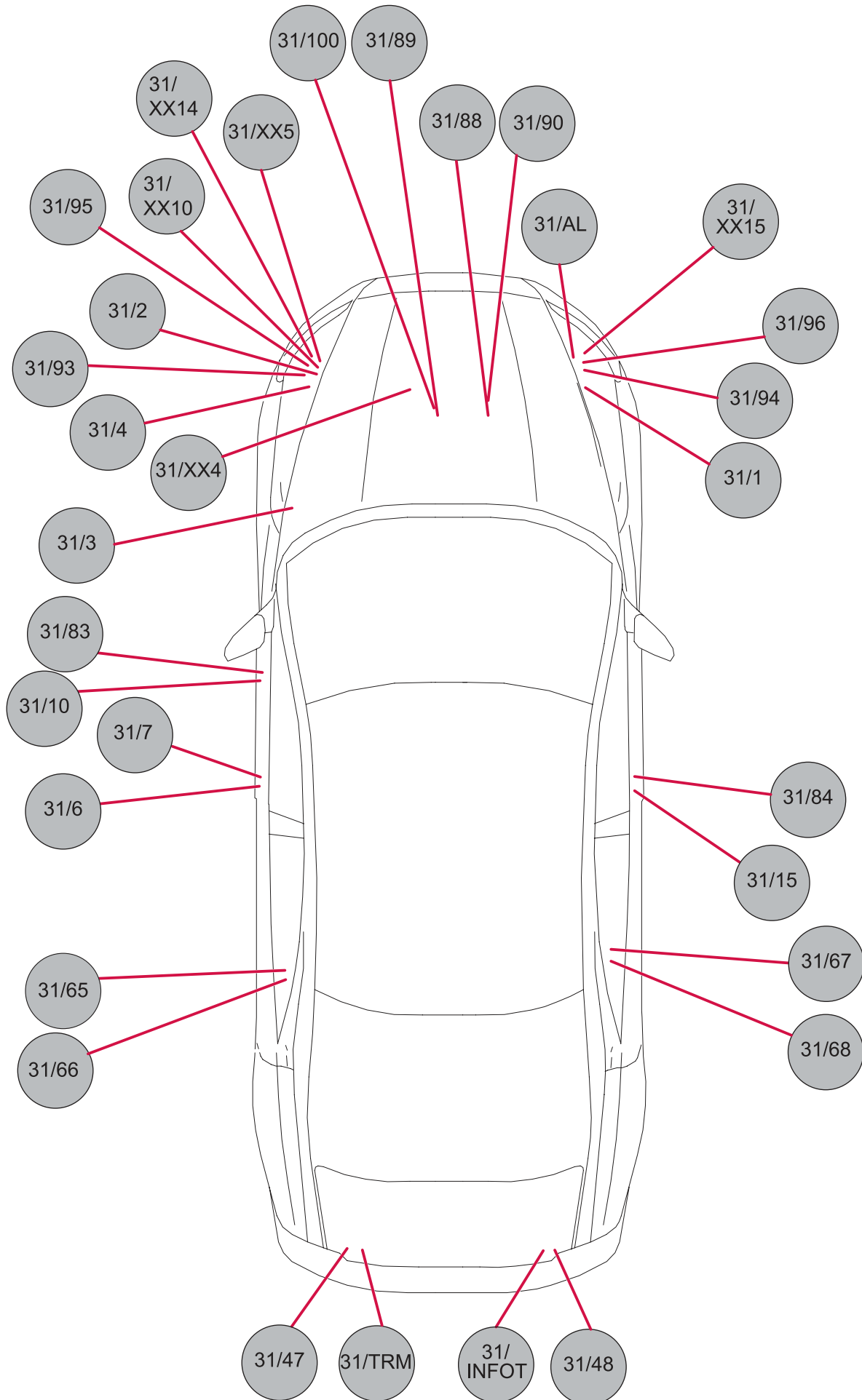
Pos	Relay function	
RA1	2/82	Relay, heated rear window
RA2	2/16	Relay, rear window wiper
RB1	2/88	Relay, 15-feed rear
RB2	2/75	Rear adjustable head restraint relay
RD1		Mounting

## Relays - soldered Central Electronic Module (CEM)

### 4/56 Central Electronic Module (CEM)

Pos	Relay function
K1	Front fog lights
K2	High beam
K3	Reversing lights
K5-A	Washer motor
K5-B	Washer motor
K6-B	Central locking motor, trunk lid
K8	Fuel pump
K9	Steering Column Lock Module (SCL)
K10-A	Seat Heating Module (SHM), interior lighting
K12	Lock motor, fuel filler cover

# Ground connections Overview





# Ground connections

## 31/1 - 31/6

<b>31/1</b>	<b>Ground connection, PTC</b>
9/42	PTC-element

<b>31/2</b>	<b>LH wheel housing</b>
4/71	Cooling fan control module
6/114	Vacuum pump
8/84	Switch, vacuum pump
9/32	PTC resistor, crankcase ventilation

<b>31/3</b>	<b>Body, battery</b>
1/1	Battery

<b>31/4</b>	<b>Engine</b>
31/XX4	Ground connection

<b>31/6</b>	<b>Bottom rail, left</b>
3/27	Switch unit, power passenger seat, RHD
3/65	Switch, heated rear seat, LHD
3/126	Driver Door Module (DDM), LHD
3/127	Passenger Door Module (PDM), RHD
3/128	Left rear door module (LDM)
3/156	Gear Selector Module (GSM), LHD
3/176	Switch, driver's door power window, LHD
3/273	Lock contact, LH front door
3/275	Lock contact, LH rear door
4/52	Power Seat Module (PSM), LHD
6/36	Lock motor, central locking, LH front door
6/57	Lock motor, central locking, LH rear door
8/134	Solenoid, reverse interlock, manual, LHD
9/1	Front 12V outlet, LHD
9/12	Seat Heating Module (SHM), driver's side, LHD
9/13	Seat Heating Module (SHM), passenger side, RHD
9/25	Rear 12V outlet, LHD
10/72	Front ashtray lighting, LHD
10/161	Lighting mug holder, LHD
10/286	Lighting floor driver's side, LHD
10/287	Lighting floor passenger side, LHD
16/36	TV receiver, LHD
16/45	Navigation system portable, LHD
16/109	DVD player/control module, LHD
16/181	Rear headphone sockets, LHD
19/4	Analog clock, LHD

## Ground connections 31/7 - 31/15 continues

<b>31/7 Bottom rail, left</b>	
3/271	Contact, immobilizer, clutch pedal, LHD
3/284	Diagnostic contact, brake light, LHD
4/56	Central Electronic Module (CEM), RHD
7/51	Accelerator pedal sensor, LHD

<b>31/10 Bottom rail, left</b>	
3/6	Switch, hazard warning flashers
3/117	Switch unit, ceiling light
3/173	Switch, trunk lid/tailgate private lock
4/31	Passenger compartment fan control module
4/33	Sunroof control module
4/76	Remote control unit for garage door opener
4/102	Steering Column Lock Module (SCL)
4/119	Signal receiver, keyless vehicle (RKE)
4/119.2	Remote Receiver Module (RRX)
6/48	Damper Motor Module (DMM), recirculation
6/95	Damper Motor Module (DMM), temperature, left side
6/96	Damper Motor Module (DMM), temperature, right side
6/102	Damper Motor Module (DMM), defroster
6/103	Damper Motor Module (DMM), floor/ventilation
7/149	Rain Sensor Module (RSM)
7/159	Air Quality Sensor (AQS)
7/199	Ultrasonic sensor
7/238	Alcolock sensor
8/48	Auto-dimming rearview mirror
10/19	Auxiliary brake light, S80
10/22	Ceiling light
10/29	Glove compartment lighting
10/114	Left-hand vanity mirror lighting
10/115	Right-hand vanity mirror lighting
10/150	Rear reading light
17/13	Data link connector
26/8	Alcolock charging cradle

<b>31/15 Bottom rail, right</b>	
3/27	Switch unit, power passenger seat, LHD
3/65	Switch, heated rear seat, RHD
3/126	Driver Door Module (DDM), RHD
3/127	Passenger Door Module (PDM), LHD
3/129	Right rear door module (RDM)
3/156	Gear Selector Module (GSM), RHD
3/176	Switch, driver's door power window, RHD
3/274	Lock contact, RH front door
3/276	Lock contact, RH rear door
4/52	Power Seat Module (PSM), RHD
6/55	Lock motor, central locking, RH front door
continues	

## Ground connections

### 31/15 - 31/48

<b>31/15 Bottom rail, right</b>	
6/56	Lock motor, central locking, RH rear door
8/134	Solenoid, reverse interlock, manual, RHD
9/1	Front 12V outlet, RHD
9/12	Seat Heating Module (SHM), driver's side, RHD
9/13	Seat Heating Module (SHM), passenger side, LHD
9/25	Rear 12V outlet, RHD
10/72	Front ashtray lighting, RHD
10/161	Lighting mug holder, RHD
10/286	Lighting floor driver's side, RHD
10/287	Lighting floor passenger side, RHD
16/36	TV receiver, RHD
16/45	Navigation system portable, RHD
16/109	DVD-player/control module S80, RHD
16/181	Rear headphone sockets, RHD
19/4	Analog clock, RHD

<b>31/47 Rear bumper abutment, left</b>	
2/16	Rear window wiper relay, V70
3/35	Switch, handle, trunk lid/tailgate
3/78	Lock unit, tailgate V70
4/110	Trailer Module (TRM), S80
4/115	Park Brake Module (PBM)
4/116	Power Operated Tailgate Module (POT), V70
4/120	Parking Assistance Camera module (PAC), S80
6/8	Lock motor central locking, trunk lid/tailgate, S80
6/32	Rear window wiper motor, V70
6/149	Tailgate closing motor, V70
7/227A	Tailgate pinch sensor, right, V70
7/227B	Tailgate pinch sensor, left, V70
9/2	Heated rear window, V70
10/3	License plate lighting
10/17	Lamp housing, rear right V70
10/18	Lamp housing, rear left
10/19	Auxiliary brake light V70

<b>31/48 Rear bumper abutment, right</b>	
2/141	Refrigeration box relay
4/86	Parking Assistance Module (PAM)
6/37	Lock motor, fuel filler cover
7/214	Heartbeat sensor
9/24	Refrigeration box
10/17	Lamp housing, rear right
10/276	Lighting center armrest rear 1
10/277	Lighting center armrest rear 2
10/280	Lighting cooler compartment left
10/281	Lighting cooler compartment right
17/19	12V outlet, cargo compartment

## Ground connections

### 31/65 - 31/83 continues

<b>31/65 Rear seat riser, LH side</b>	
4/82	Differential Electronic Module (DEM)
4/110	Trailer Module (TRM), V70
4/120	Parking Assistance Camera module (PAC), V70
7/175	Weight sensor passenger seat, seat belt reminder, RHD
8/51	Front left side airbag igniter
8/52	Igniter side airbag front passenger seat
8/59	Rear left head restraint solenoid, S80
9/14	Control module, rear left seat heater

<b>31/66 Rear seat riser, LH side</b>	
4/83	Fuel pump control module
4/111	Additive Dosing Module (ADM)
6/33	Fuel pump

<b>31/67 Rear seat riser, RH side 1</b>	
4/84	Suspension Module (SUM)
4/93	Keyless Vehicle Module (KVM)
7/175	Weight sensor passenger seat, seat belt reminder, LHD
8/51	Front left side airbag igniter, RHD
8/60	Rear right head restraint solenoid, S80
9/15	Control module, rear right seat heater

<b>31/68 Rear seat riser, RH side 2</b>	
6/35	Fuel pump, auxiliary heater
9/38	Electrically heated fuel filter

<b>31/83 Bottom rail, left</b>	
3/4	Steering wheel switch left (SWSL)
3/37	Contact horn
3/111	Light Switch Module (LSM)
3/130	Steering Wheel Module (SWM)
3/131	Steering wheel switch right (SWSR)
3/132	Start Control Module (SCU)
3/272	Parking brake contact
3/281	Infotainment Control Module (ICM)
3/293	Handsfree control panel cellular phone
4/6	Climate Control Module (CCM)
4/80	Forward Sensing Module (FSM)
4/124	Accessory USB unit (AUU)
5/1	Driver Information Module (DIM)
7/10	Interior temperature sensor
9/42	PTC-element
10/1	Lamp housing, front left
10/2	Lamp housing, front right
continues	

## Ground connections

### 31/83 - 31/90

<b>31/83 Bottom rail, left</b>	
16/1	Integrated Audio Module (IAM)
16/60	Phone Module (PHM)
16/123	Auxiliary equipment input (AUX)
16/147	Bluetooth Phone Module (BPM)
16/159	Control module, cellular phone handsfree
17/13	Data link connector
19/4	Analog clock

<b>31/84 Bottom rail, right</b>	
3/271	Contact, immobilizer, clutch pedal, RHD
3/284	Diagnostic contact, brake light, RHD
4/56	Central Electronic Module (CEM), LHD
7/51	Accelerator pedal sensor, RHD

<b>31/88 Engine ignition coils</b>	
20/3	Spark plug with ignition coil, 5-Cyl. Turbo
20/4	Spark plug with ignition coil, 5-Cyl. Turbo
20/3	Spark plug with ignition coil, 6-Cyl.
20/4	Spark plug with ignition coil, 6-Cyl.
20/5	Spark plug with ignition coil, 6-Cyl. Turbo
20/6	Spark plug with ignition coil, 6-Cyl. Turbo
20/3	Spark plug with ignition coil, 8-Cyl.
20/5	Spark plug with ignition coil, 8-Cyl.

<b>31/89 Engine ignition coils</b>	
20/5	Spark plug with ignition coil, 5-Cyl. Turbo
20/6	Spark plug with ignition coil, 5-Cyl. Turbo
20/7	Spark plug with ignition coil, 5-Cyl. Turbo
20/5	Spark plug with ignition coil, 6-Cyl.
20/6	Spark plug with ignition coil, 6-Cyl.
20/7	Spark plug with ignition coil, 6-Cyl.
20/8	Spark plug with ignition coil, 6-Cyl.
20/16	Capacitor
20/7	Spark plug with ignition coil, 6-Cyl. Turbo
20/8	Spark plug with ignition coil, 6-Cyl. Turbo
20/7	Spark plug with ignition coil, 8-Cyl.
20/12	Spark plug with ignition coil, 8-Cyl.

<b>31/90 Engine ignition coils</b>	
20/3	Spark plug with ignition coil, 6-Cyl. Turbo
20/4	Spark plug with ignition coil, 6-Cyl. Turbo
20/16	Capacitor, 6-Cyl. Turbo
20/4	Spark plug with ignition coil, 8-Cyl.
20/6	Spark plug with ignition coil, 8-Cyl.

## Ground connections

### 31/93 - 31/XX10

<b>31/93 LH wheel housing 2</b>	
4/99	Electronic power steering control module
7/5	Washer fluid level sensor
9/43	Heated windshield washer nozzle, left
9/44	Heated windshield washer nozzle, right
10/1	Lamp housing, front left
10/5	Fog light, front left

<b>31/94 RH wheel housing 2</b>	
6/104	High pressure headlight washer motor
10/2	Lamp housing, front right
10/6	Fog light, front right
16/10	Horn 1
16/11	Horn 2

<b>31/95 LH wheel housing 3</b>	
4/56	Central Electronic Module (CEM), RHD
4/118	Headlamp Control Module (HCM)
7/4	Brake fluid level sensor
16/35	Siren Control Module (SCM)

<b>31/96 RH wheel housing 3</b>	
3/62	Hood alarm contact
4/56	Central Electronic Module (CEM), LHD
7/73	Coolant level sensor
7/203	Forward-aimed radar (FLR)

<b>31/100 Engine ignition coils</b>	
20/8	Spark plug with ignition coil, 8-Cyl.
20/13	Spark plug with ignition coil, 8-Cyl.

<b>31/XX4 Engine - Body</b>	
31/4	Ground connection

<b>31/XX5 Ground connection, ECM</b>	
6/164	Electrical power steering module (EPS), 1.6L Diesel

<b>31/XX10 LH wheel housing 1</b>	
3/10	Reversing light contact
3/282	Switch indicator 1st gear, I5D
4/28	Transmission Control Module (TCM)
4/46	Engine Control Module (ECM)
6/73	Coolant pump
6/139	Upper actuating motor, intake manifold
6/140	Lower actuating motor, intake manifold
8/3	Electromagnetic clutch, climate control system, 4-Cyl. Diesel
9/32	PTC resistor, crankcase ventilation

## Ground connections

### 31/XX14 - 31/AL

<b>31/XX14 LH wheel housing 3 (ABS)</b>	
4/16	Brake Control Module (BCM)

<b>31/XX15 RH wheel housing</b>	
4/7	Combustion Preheater Module (CPM)
4/106	Control module, remote parking heater start
6/1	Wiper Motor Module (WMM)

<b>31/TRM Accessories</b>	
2/141	Refrigeration box relay
4/131	Control module back massage left
4/133	Control module back massage right
9/24	Refrigeration box
10/276	Lighting center armrest rear 1
10/277	Lighting center armrest rear 2
10/280	Lighting cooler compartment left
10/281	Lighting cooler compartment right
17/37	4-pin outlet, tow hitch cable harness
17/38	7-pin outlet, tow hitch cable harness
17/39	13-pin outlet, tow hitch cable harness

<b>31/INFOT Infotainment</b>	
16/46	High Level Display Front (HLDF)
16/79	Subwoofer Module (SUB), V70
16/105	Audio module (AUD)
16/108	Multimedia Module (MMM)
16/145	Remote digital audio receiver (RDAR)
16/162	Digital radio receiver control module (DABM)

<b>31/AL Auxiliary lights</b>	
10/65	Auxiliary light, front right
10/69	Auxiliary light, front left





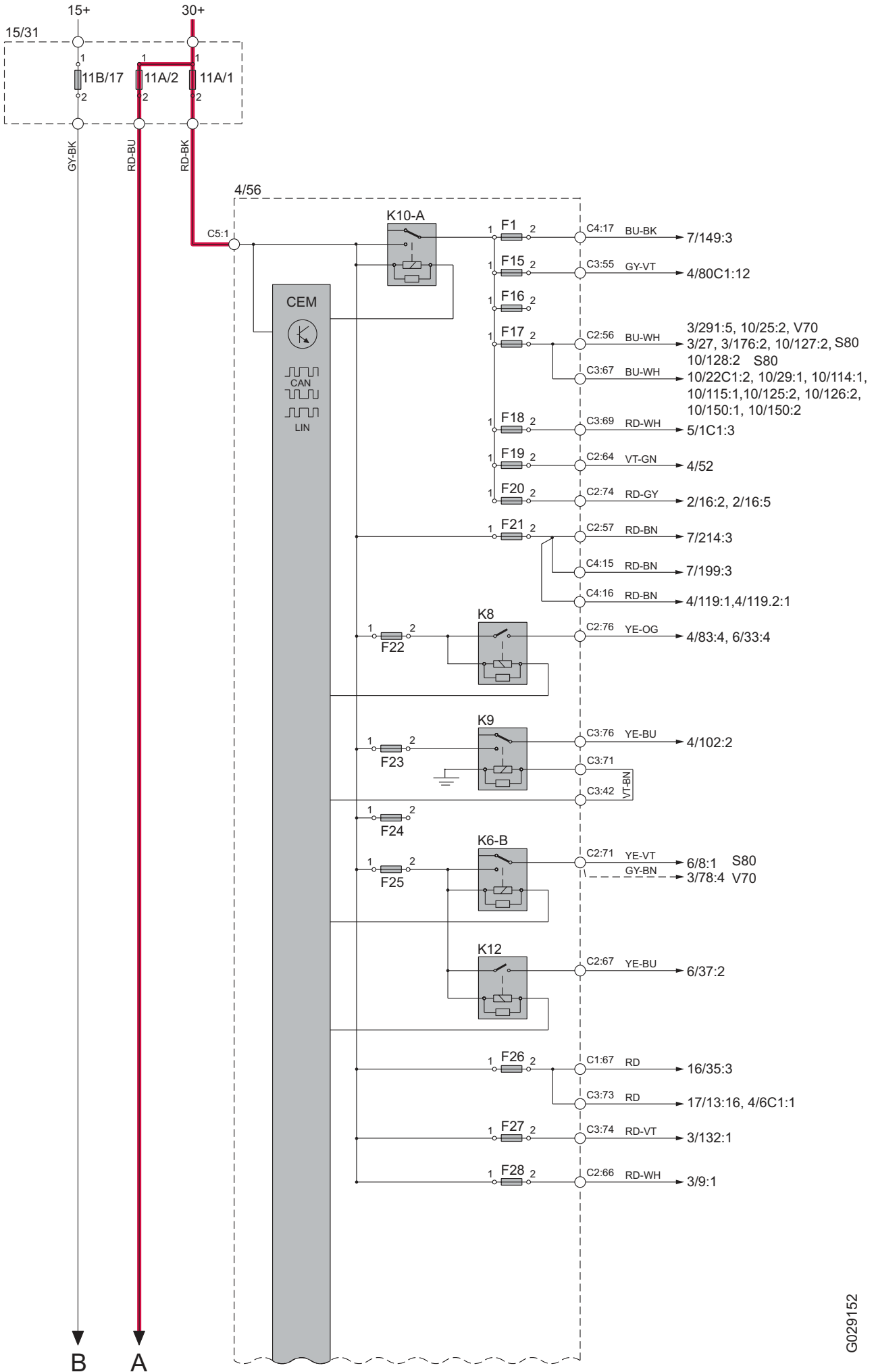
## Control modules

### Overview of designations

<b>Unit</b>	<b>Designation</b>		<b>Unit</b>	<b>Designation</b>	
<b>ACM</b>	6/26	Alternator Control Module (ACM)	<b>PAC</b>	4/120	Parking Assistance Camera module (PAC)
<b>ADM</b>	4/111	Additive Dosing Module (ADM)	<b>PAM</b>	4/86	Parking Assistance Module (PAM)
<b>AQS</b>	7/159	Air Quality Sensor (AQS)	<b>PBM</b>	4/115	Park Brake Module (PBM)
<b>AUD</b>	16/105	Audio Module (AUD)	<b>PDM</b>	3/127	Passenger Door Module (PDM)
<b>BCM</b>	4/16	Brake Control Module (BCM)	<b>PHM</b>	16/60	Phone Module (PHM)
<b>BPM</b>	16/147	Bluetooth Phone Module (BPM)	<b>POT</b>	4/116	Power Operated Tailgate Module (POT)
<b>BSC</b>	7/164	Body Sensor Cluster Stability Sensor (BSC)	<b>PSM</b>	4/52	Power Seat Module (PSM)
<b>CCM</b>	4/6	Climate Control Module (CCM)	<b>RCM</b>	27/4	Right Camera Module (RCM)
<b>CEM</b>	4/56	Central Electronic Module (CEM)	<b>RDAR</b>	16/145	Remote digital audio receiver (RDAR)
<b>CPM</b>	4/7	Combustion Preheater Module (CPM)	<b>RDM</b>	3/129	Right rear door module (RDM)
<b>DABM</b>	16/162	Digital radio receiver control module (DABM)	<b>RKE</b>	4/119	Signal receiver, keyless vehicle (RKE)
<b>DDM</b>	3/126	Driver Door Module (DDM)	<b>RRX</b>	4/119.2	Remote Receiver Module (RRX)
<b>DEM</b>	4/82	Differential Electronic Module (DEM)	<b>RSM</b>	7/149	Rain Sensor Module (RSM)
<b>DIM</b>	5/1	Driver Information Module (DIM)	<b>SAS</b>	4/68	Steering Wheel Angle Sensor Module (SAS)
<b>DMM</b>		Damper Motor Module (DMM)	<b>SCL</b>	4/102	Steering Column Lock Module (SCL)
<b>ECM</b>	4/46	Engine Control Module (ECM)	<b>SCM</b>	16/35	Siren Control Module (SCM)
<b>FLR</b>	7/203	Forward-aimed radar (FLR)	<b>SCU</b>	3/132	Start Control Module (SCU)
<b>FSM</b>	4/80	Forward Sensing Module (FSM)	<b>SHM</b>	9/12	Seat Heating Module (SHM), driver's side
<b>GSM</b>	3/156	Gear Selector Module (GSM)	<b>SRM</b>	4/33	Sunroof Module (SRM)
<b>HCM</b>	4/118	Headlamp Control Module (HCM)	<b>SRS</b>	4/9	Supplemental Restraint System Module (SRS)
<b>HLDF</b>	16/46	High Level Display Front (HLDF)	<b>SUM</b>	4/84	Suspension Module (SUM)
<b>IAM</b>	16/1	Integrated Audio Module (IAM)	<b>SWM</b>	3/130	Steering Wheel Module (SWM)
<b>ICM</b>	3/281	Infotainment Control Module (ICM)	<b>TCM</b>	4/28	Transmission Control Module (TCM)
<b>KVM</b>	4/93	Keyless Vehicle Module (KVM)	<b>TRM</b>	4/110	Trailer Module (TRM)
<b>LCM</b>	27/3	Left Camera Module (LCM)	<b>WMM</b>	6/1	Wiper Motor Module (WMM)
<b>LDM</b>	3/128	Left rear door module (LDM)	<b>4/31</b>	4/31	Passenger compartment fan control module
<b>LSM</b>	3/111	Light Switch Module (LSM)	<b>4/71</b>	4/71	Cooling fan control module
<b>MMM</b>	16/108	Multimedia Module (MMM)	<b>17/13</b>	17/13	Data link connector
<b>OWS</b>	7/93	Occupant Weight Sensor (OWS)			

# Control modules

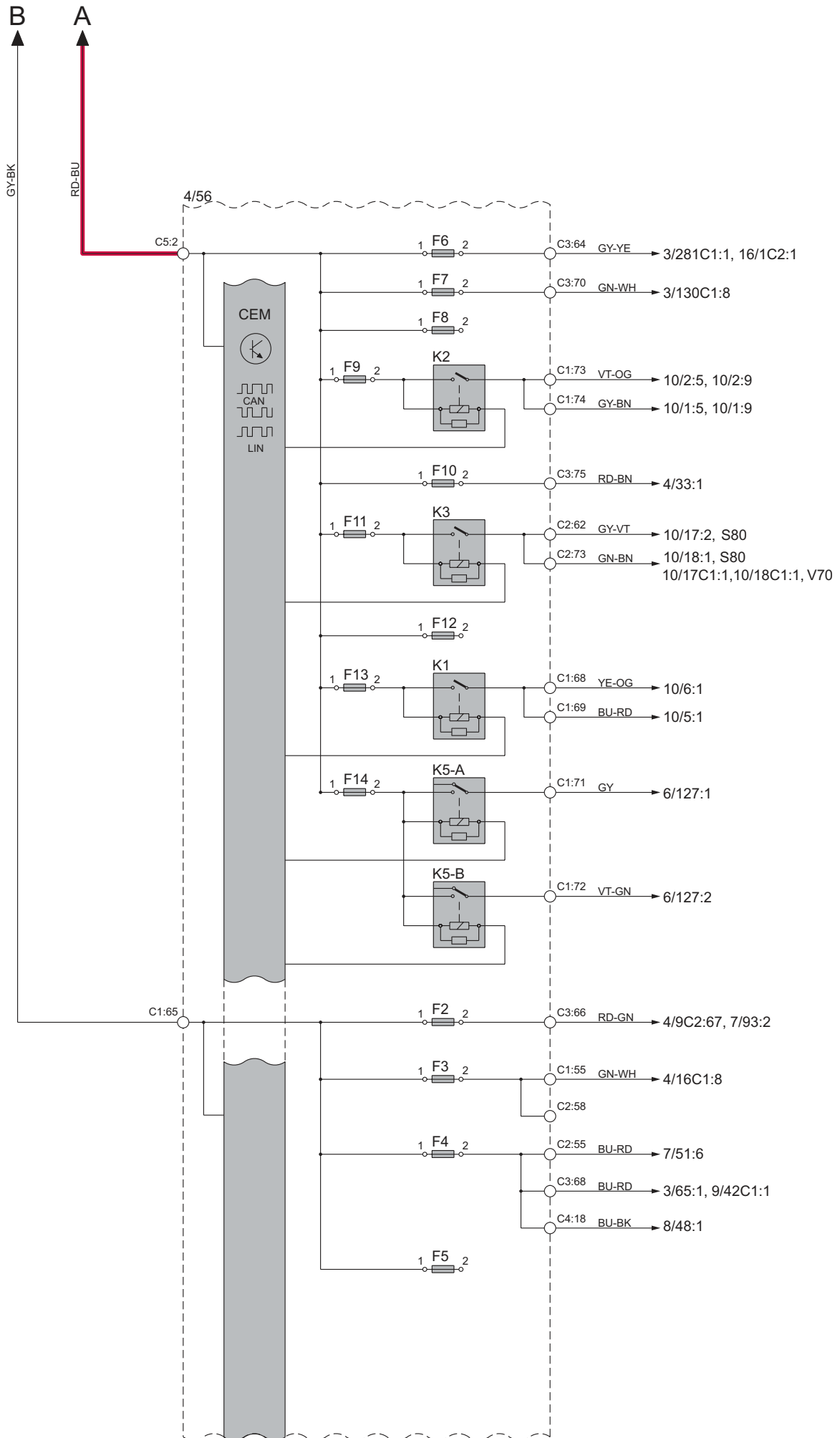
## Central Electronic Module (CEM) 1:3



G029152


# Control modules

## Central Electronic Module (CEM) 2:3



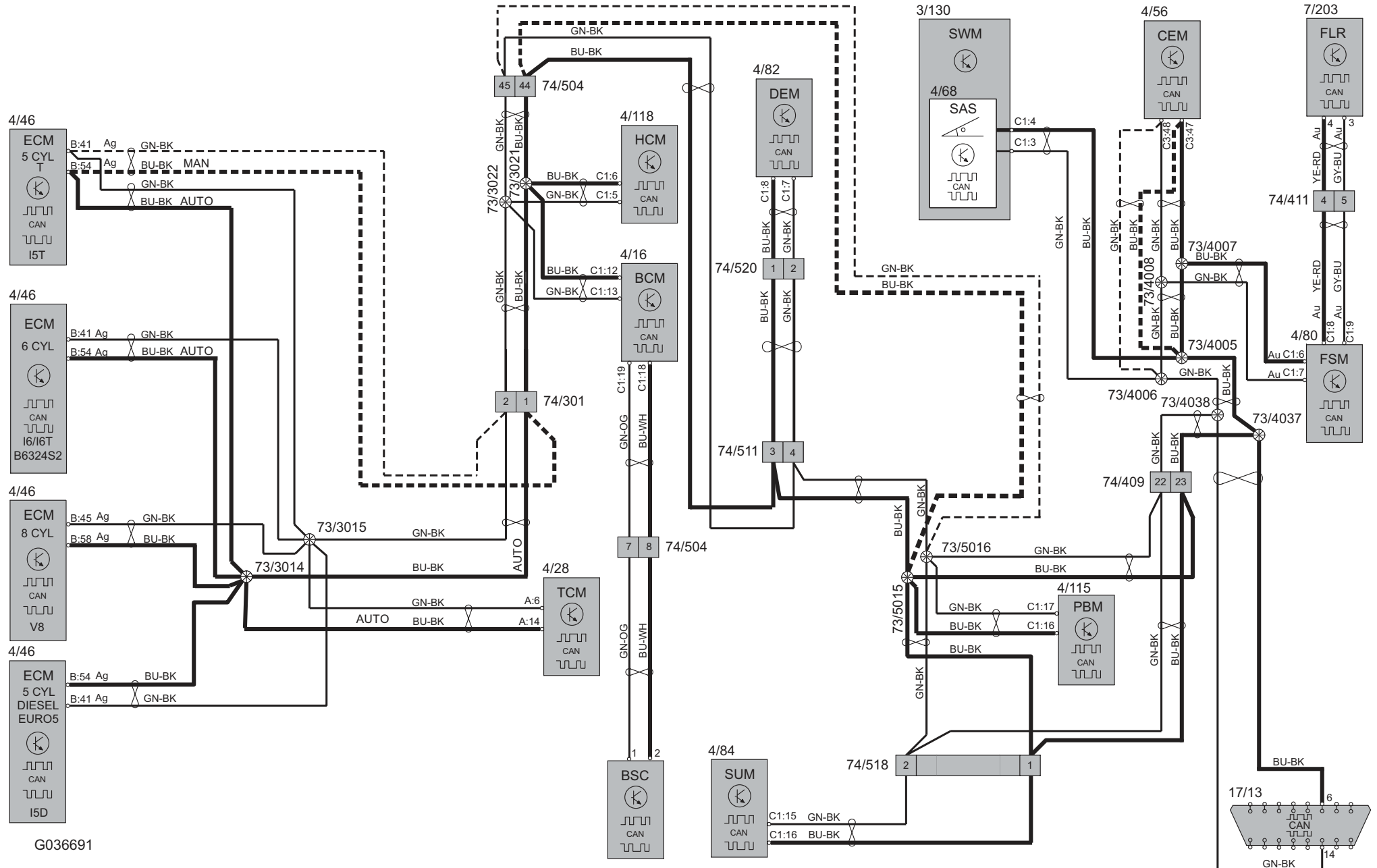
# Control modules

## Central Electronic Module (CEM) 3:3



# Control modules

## Data communication high speed CAN



G036691



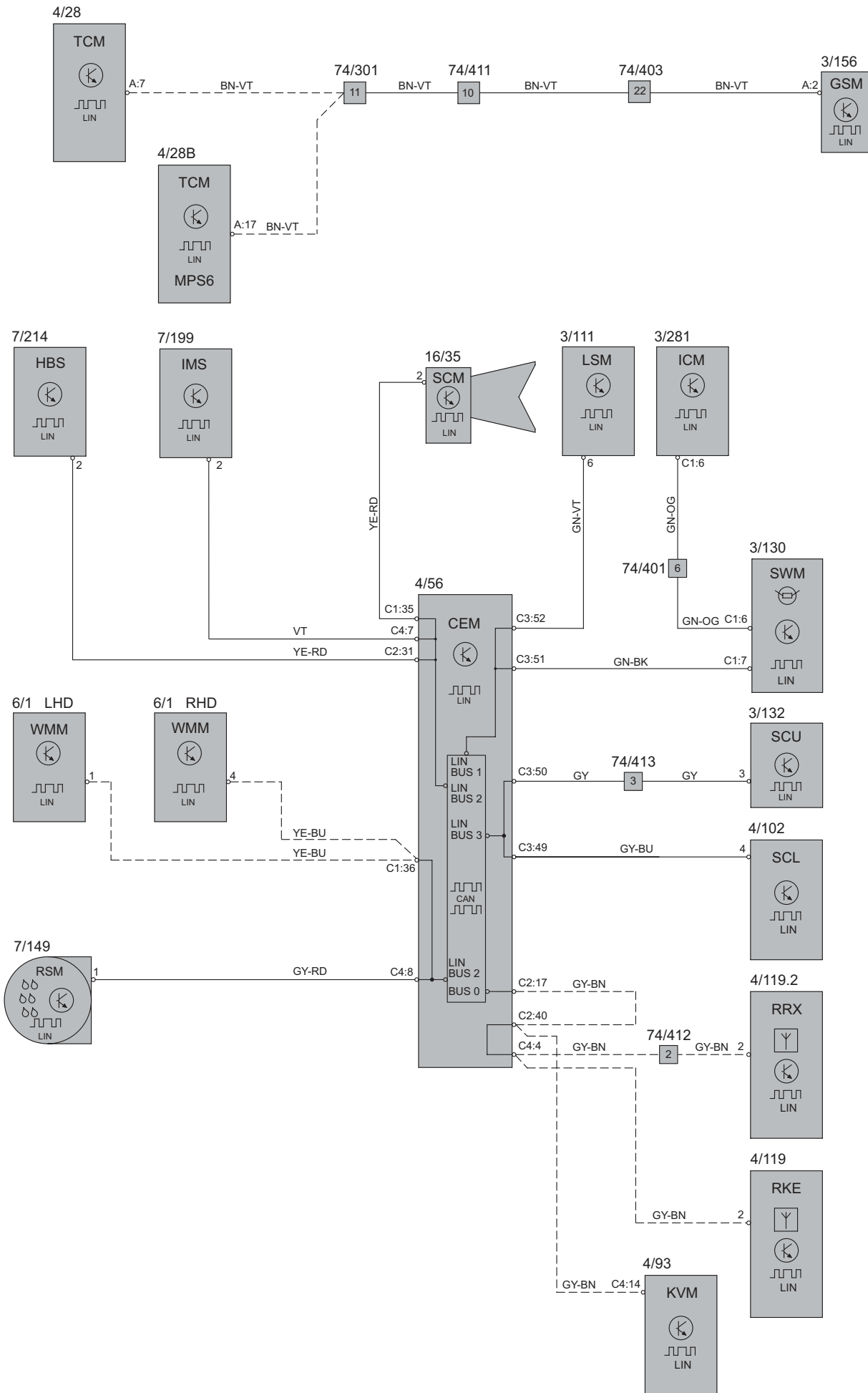






# Control modules

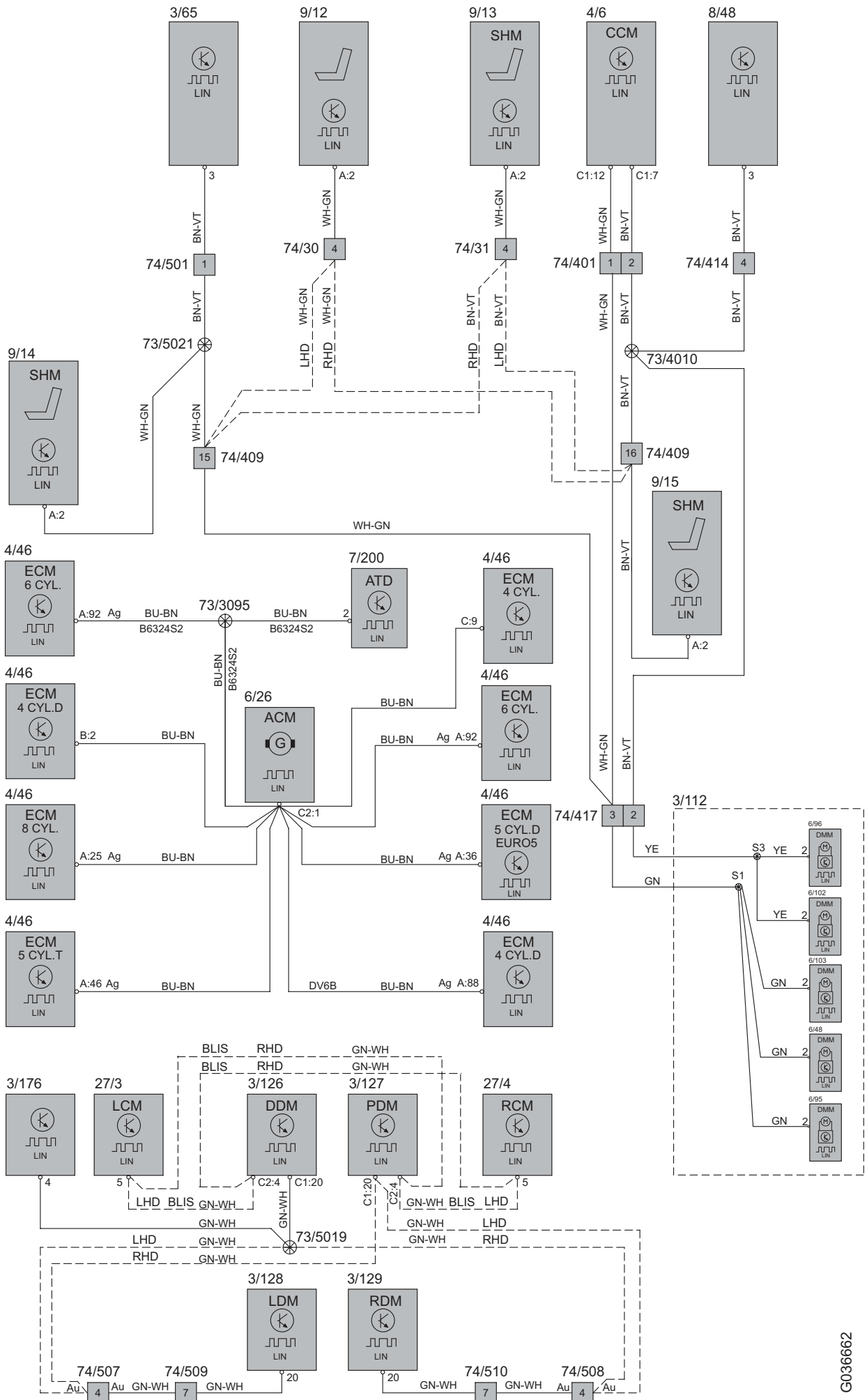
## Data communication LIN, 1:2



G036663

# Control modules

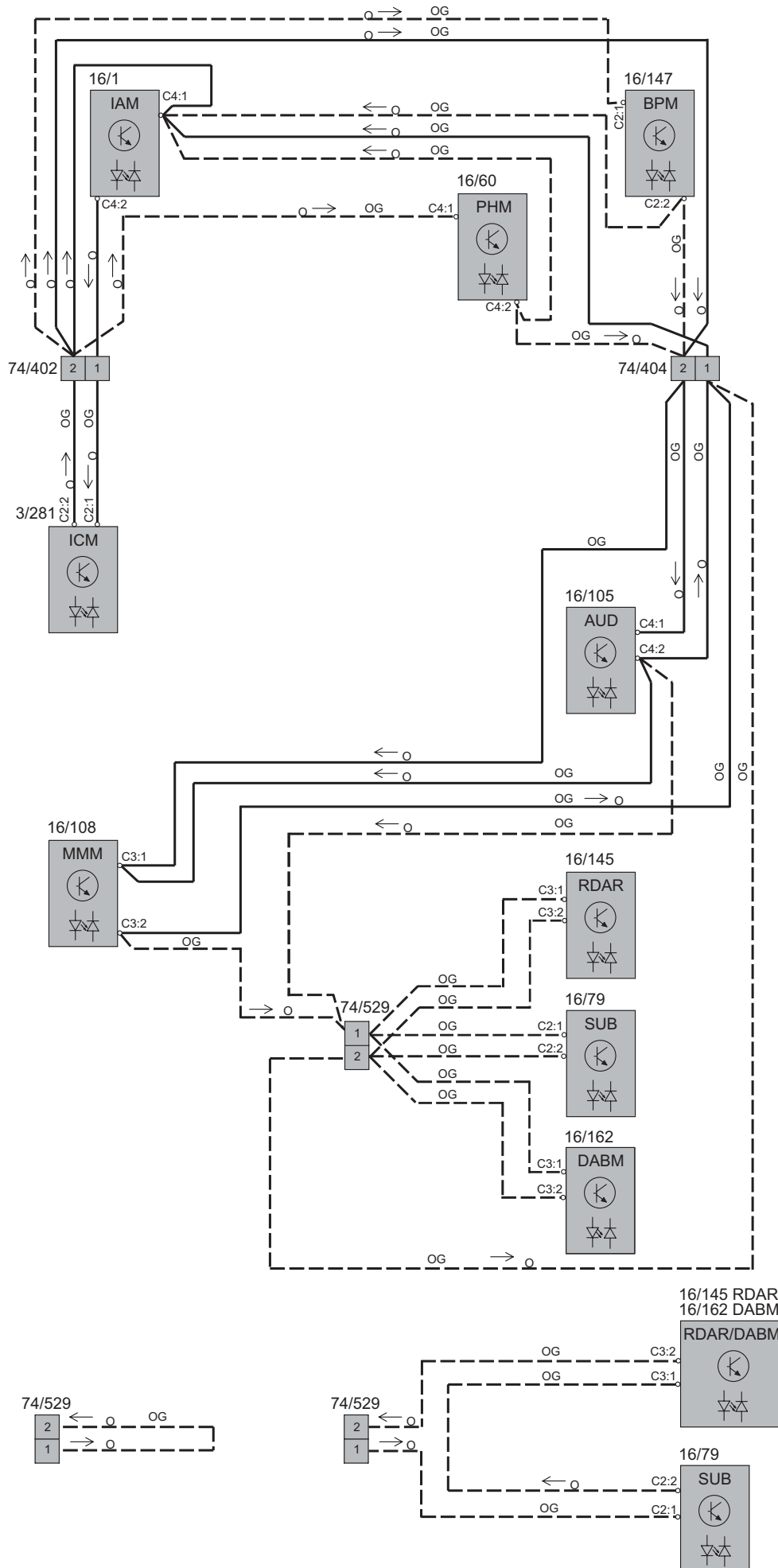
## Data communication LIN, 2:2



G036662

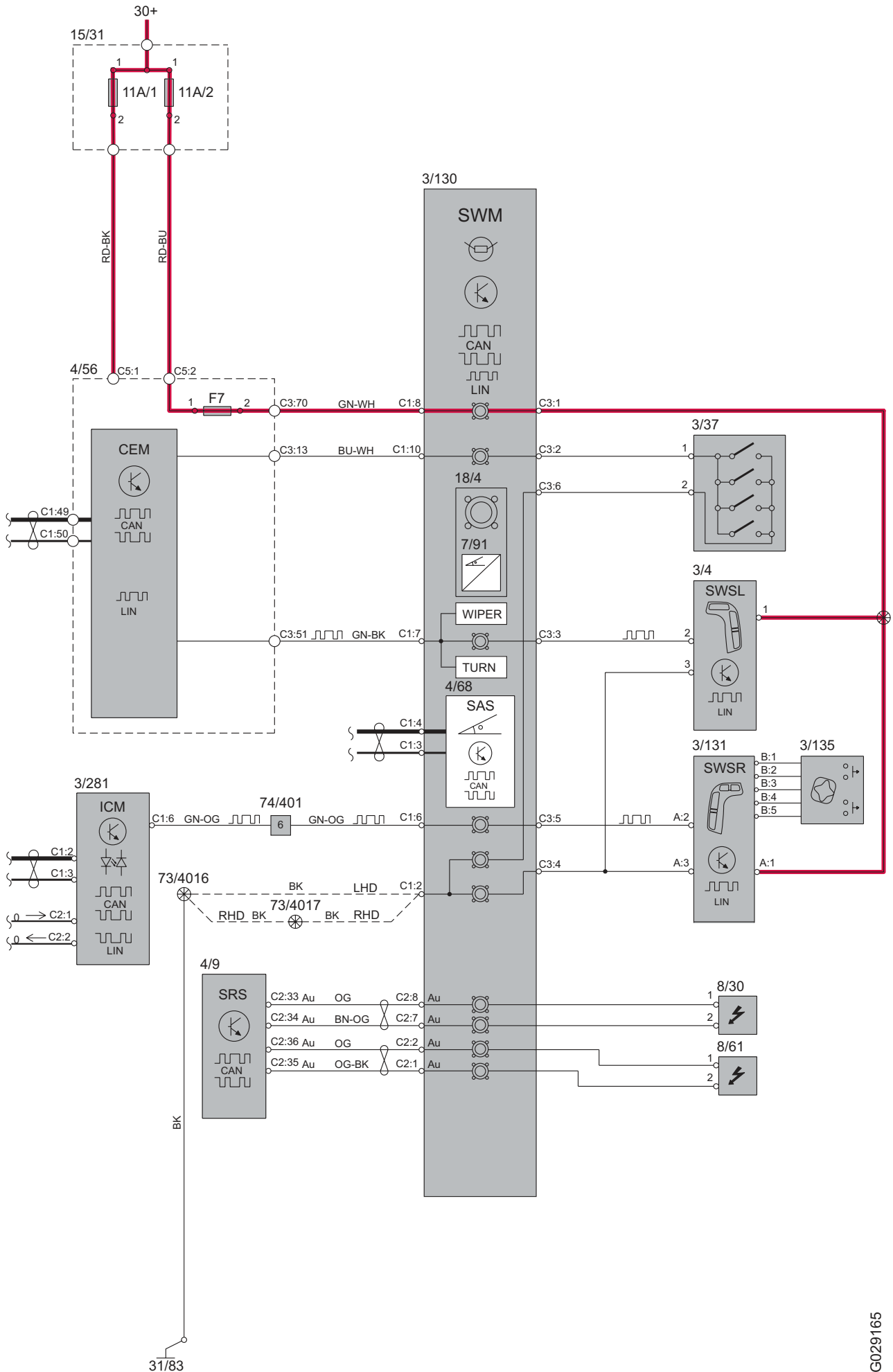
# Control modules

## Data communication MOST



# Control modules

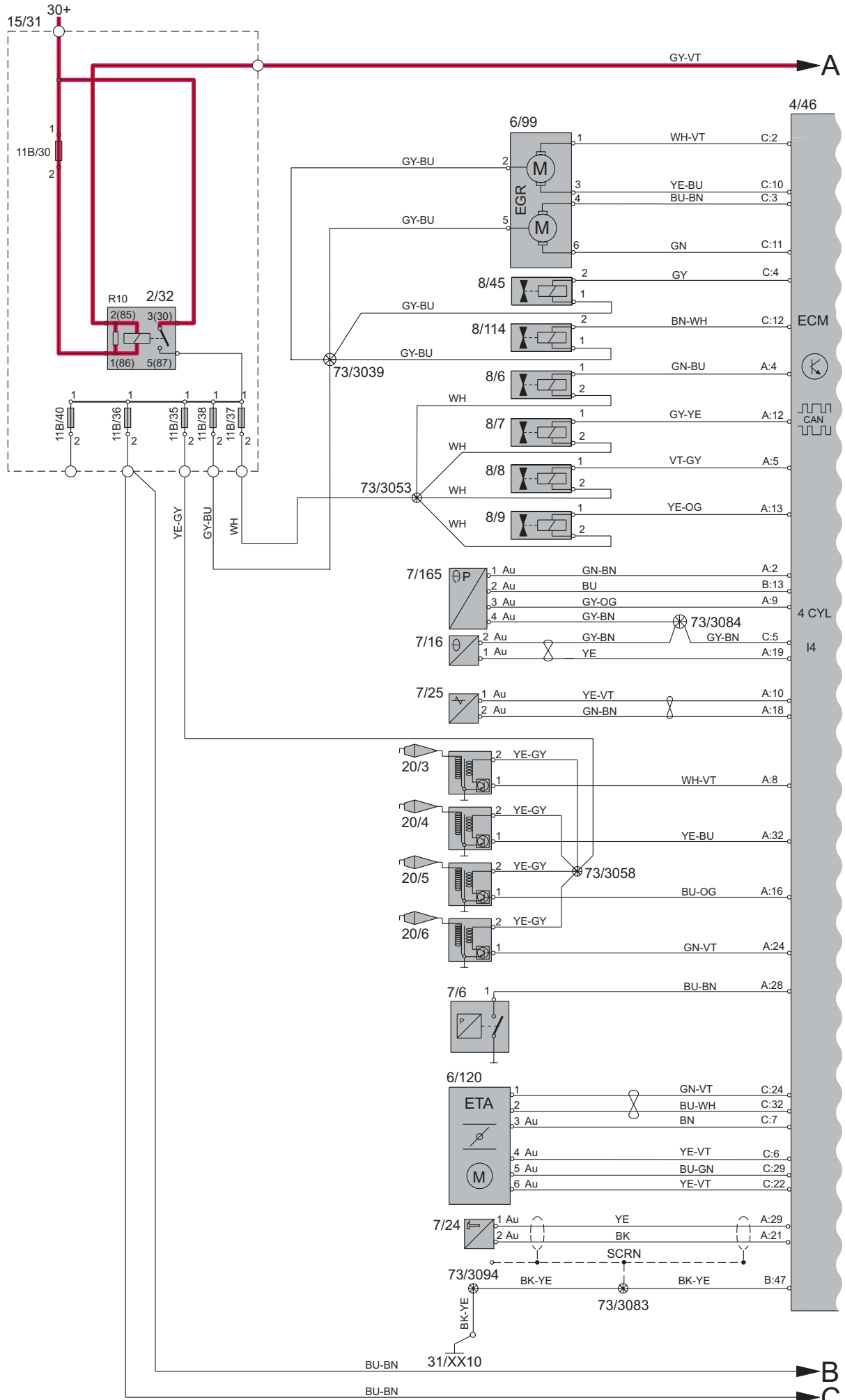
## Steering Wheel Module (SWM)



G029165

# Group 23 Fuel system

## Engine management system, 4-Cyl. 1:2

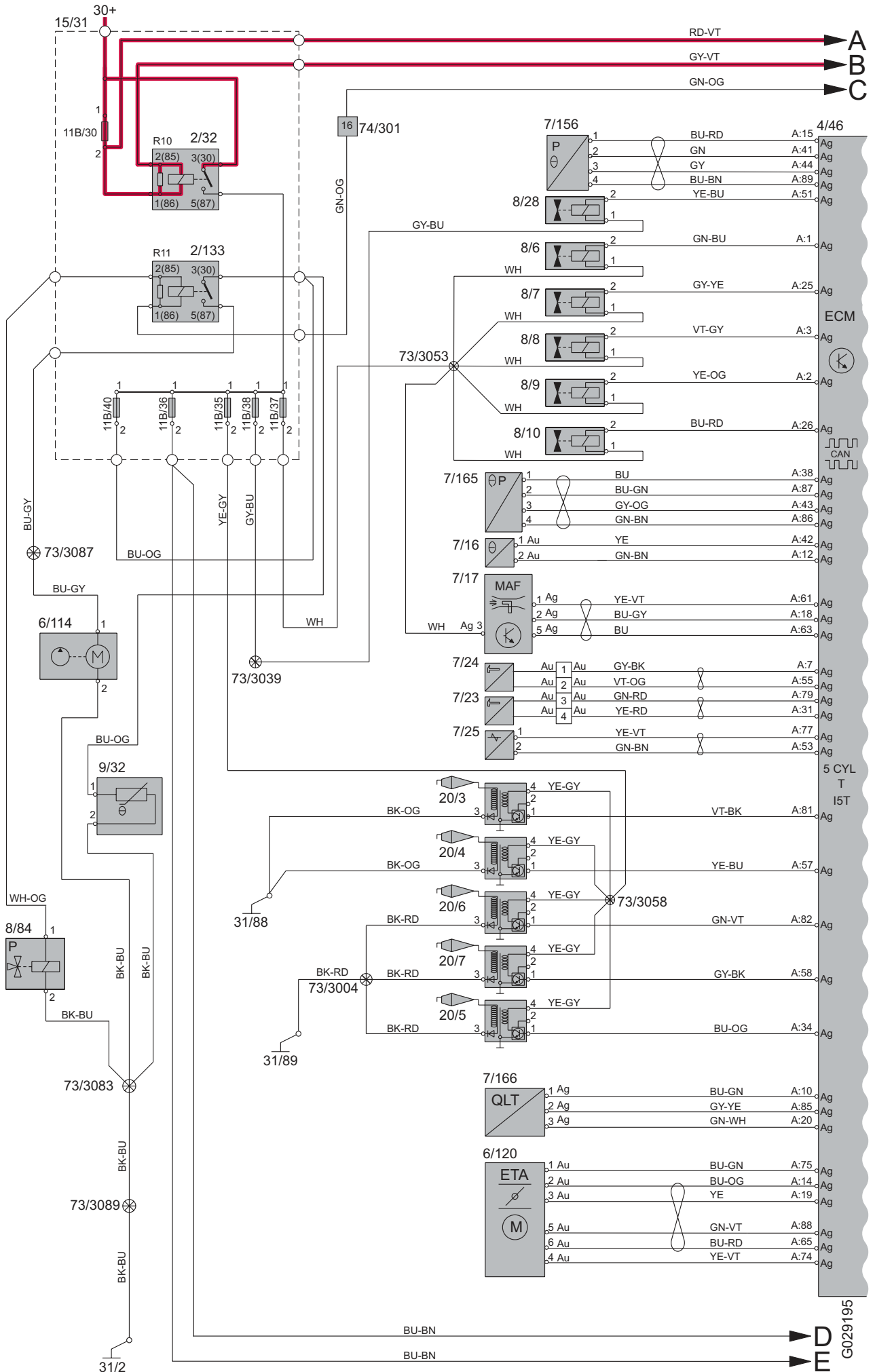


G029166



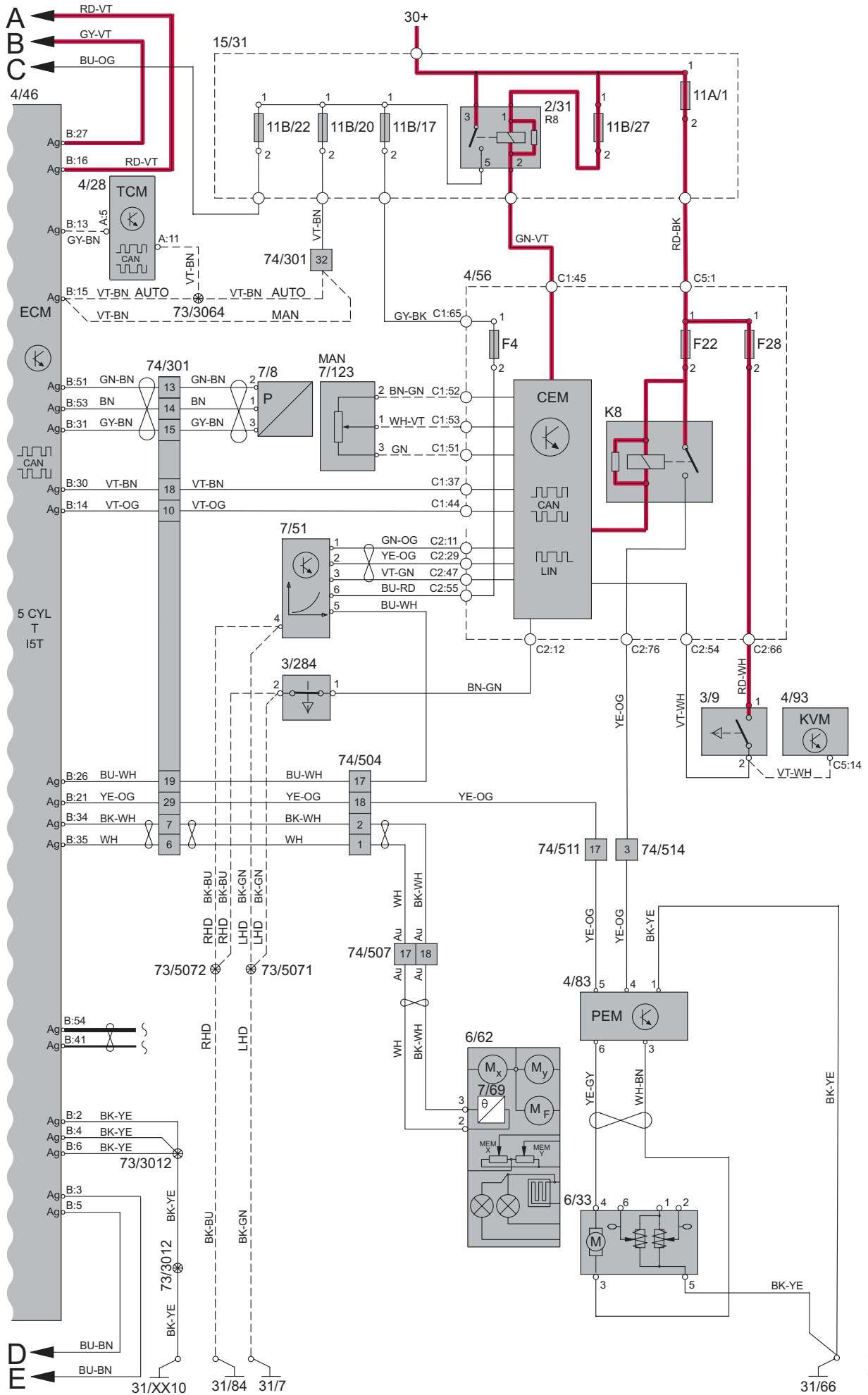
# Group 23 Fuel system

## Engine management system, 5-Cyl. Turbo 1:2



# Group 23 Fuel system

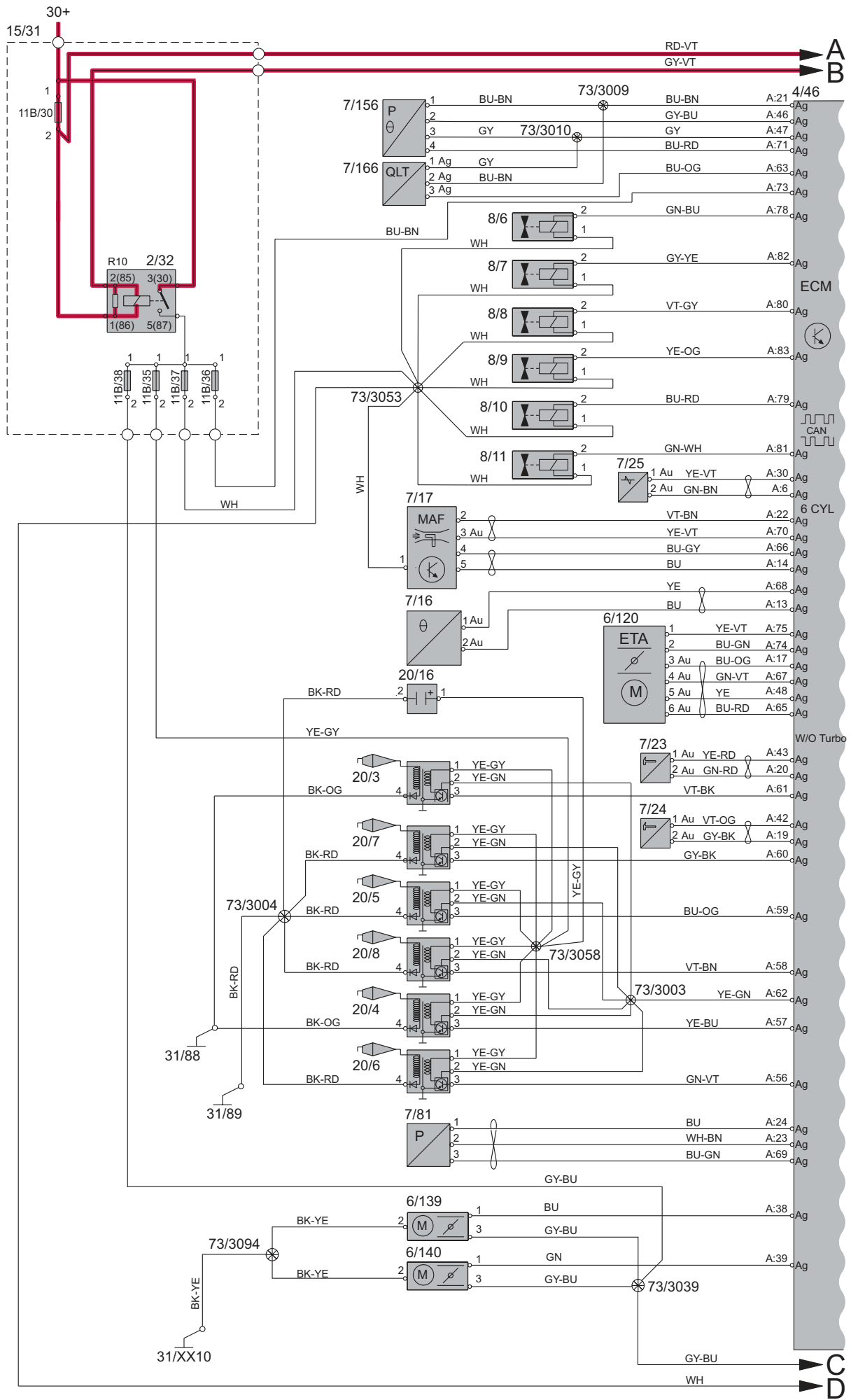
## Engine management system, 5-Cyl. Turbo 2:2





# Group 23 Fuel system

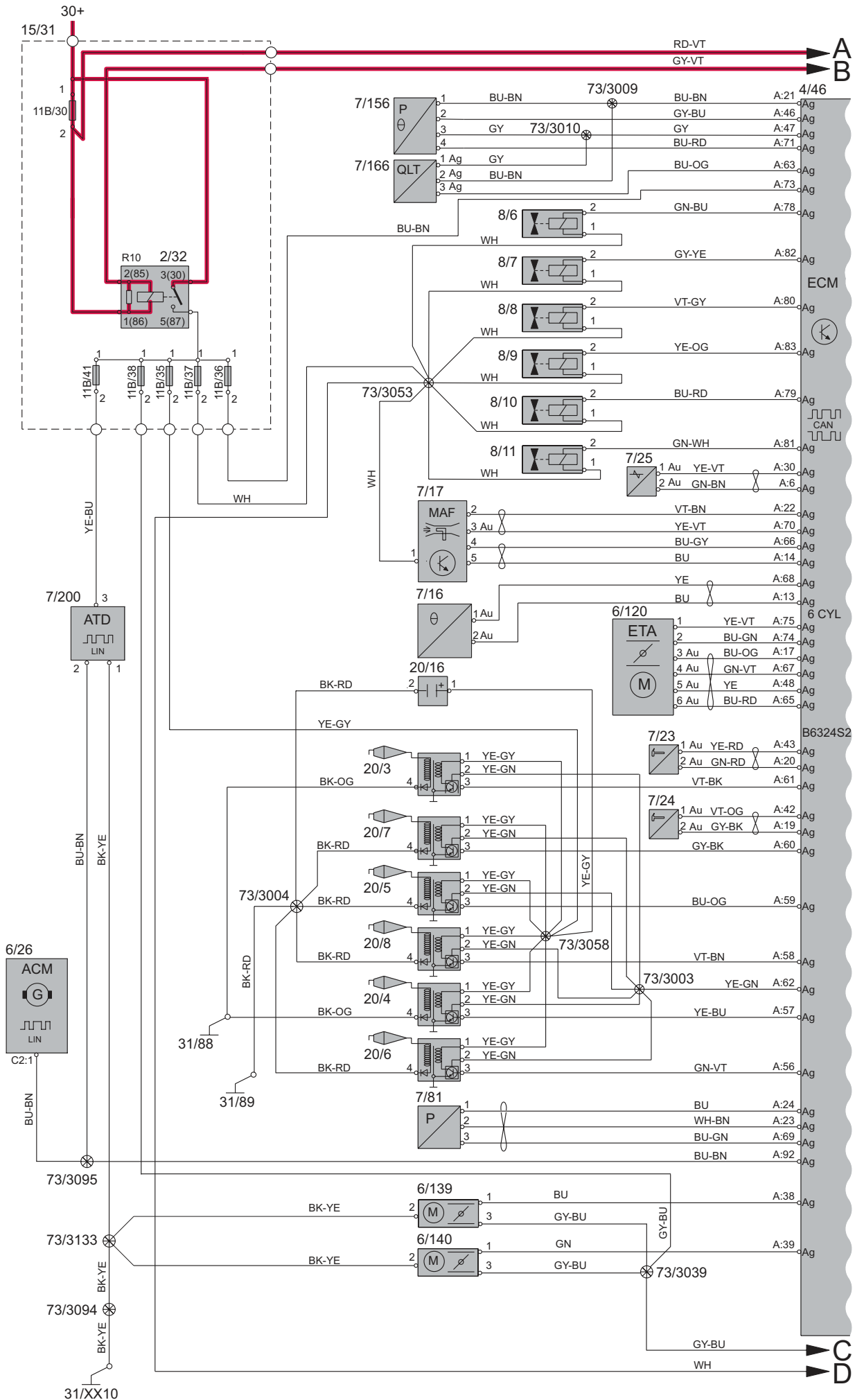
## Engine management system, 6-Cyl. 1:2





# Group 23 Fuel system

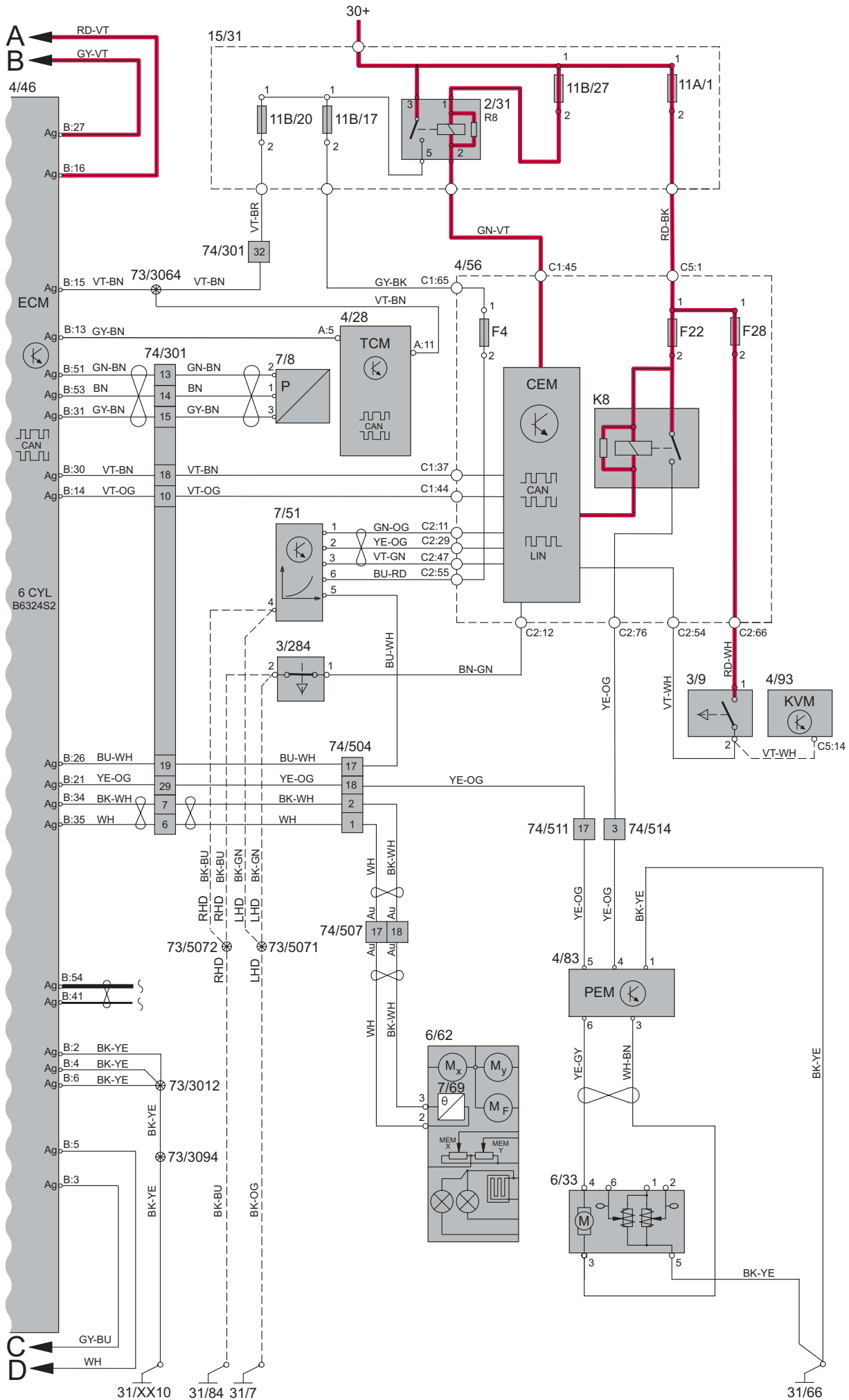
## Engine management system 6-Cyl. B6324S2 1:2



G041141

# Group 23 Fuel system

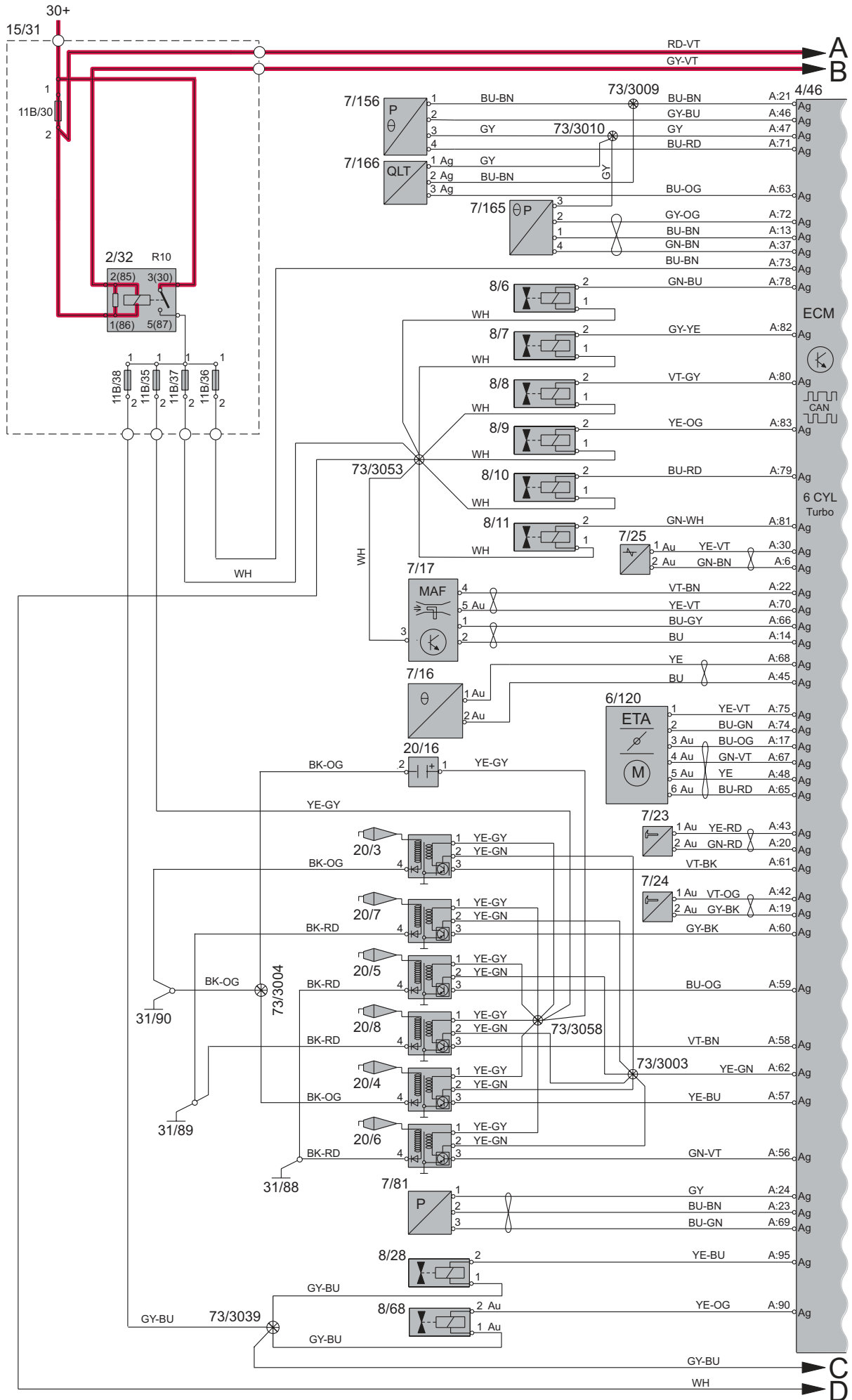
## Engine management system 6-Cyl. B6324S2 2:2



G041142

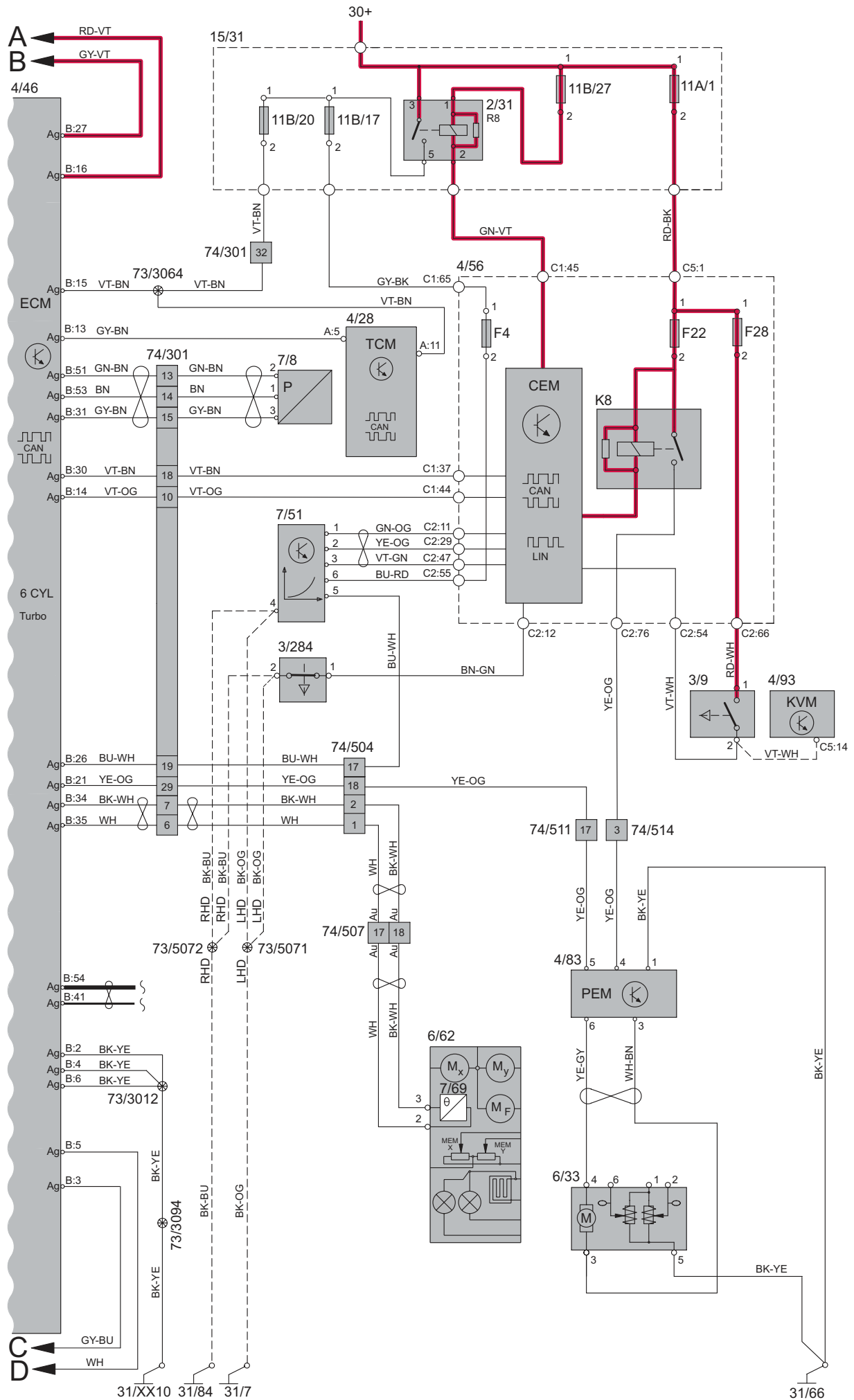
# Group 23 Fuel system

## Engine management system, 6-Cyl. Turbo 1:2



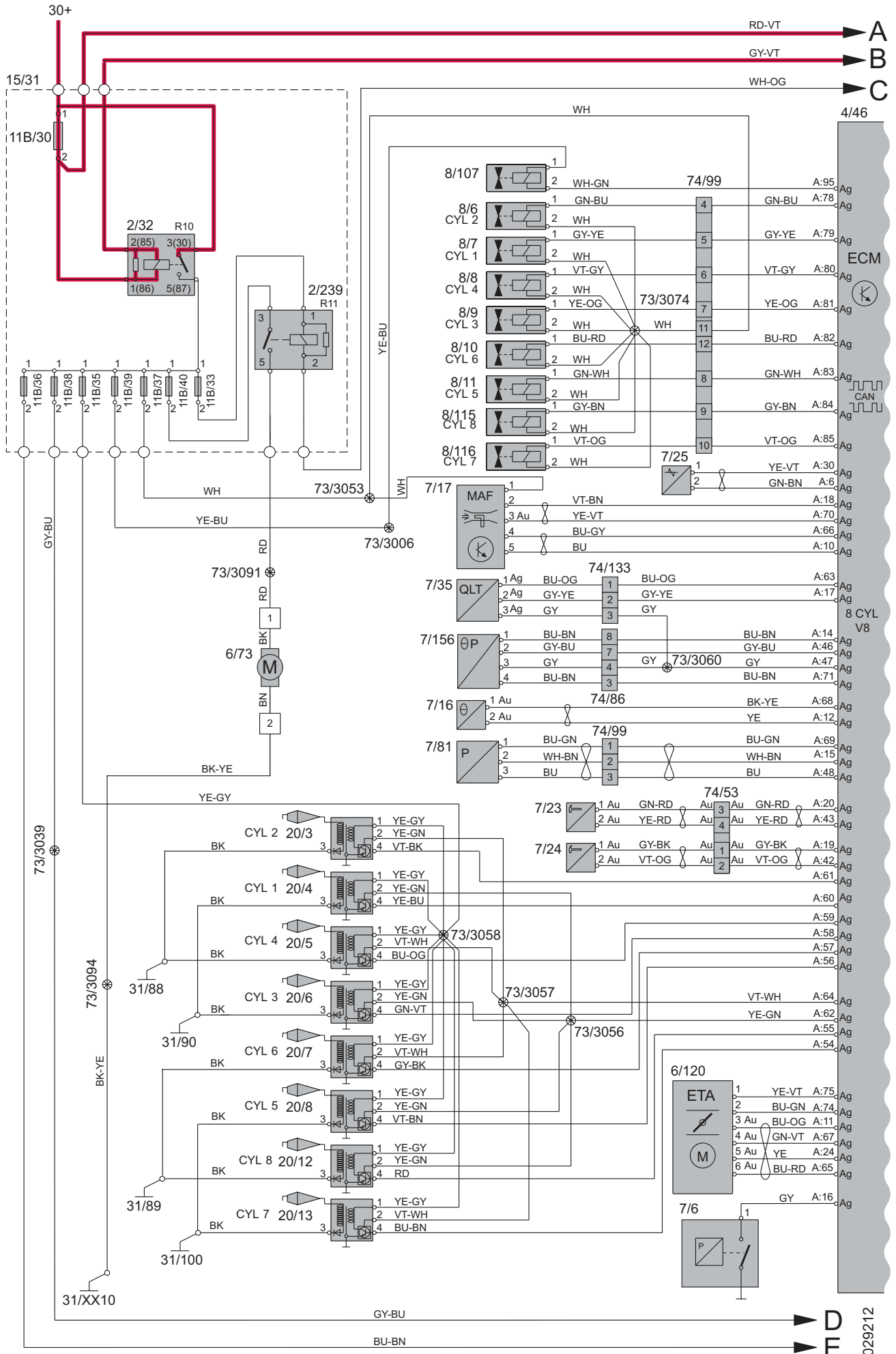
# Group 23 Fuel system

## Engine management system, 6-Cyl. Turbo 2:2



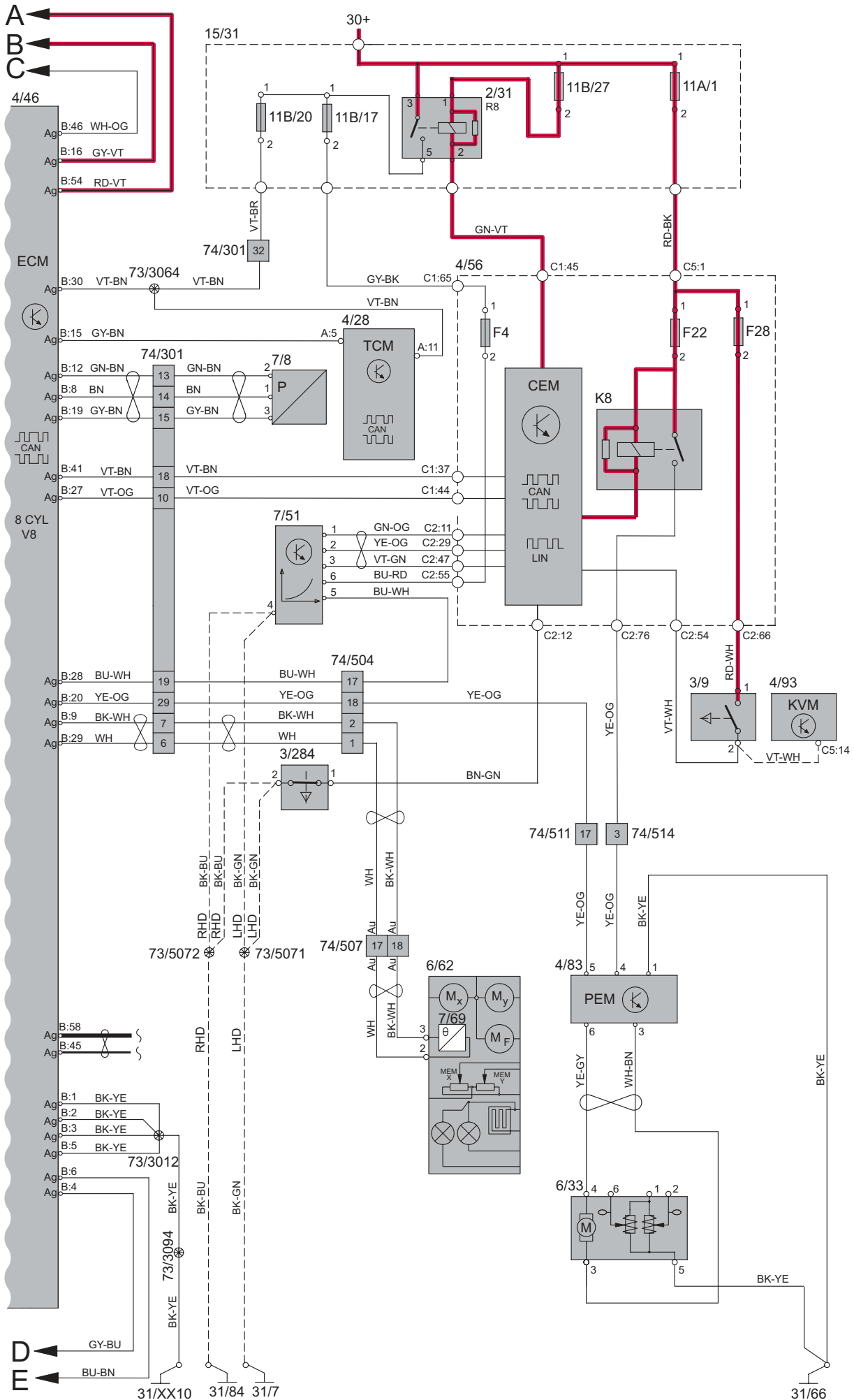
# Group 23 Fuel system

## Engine management system, 8-Cyl. 1:2



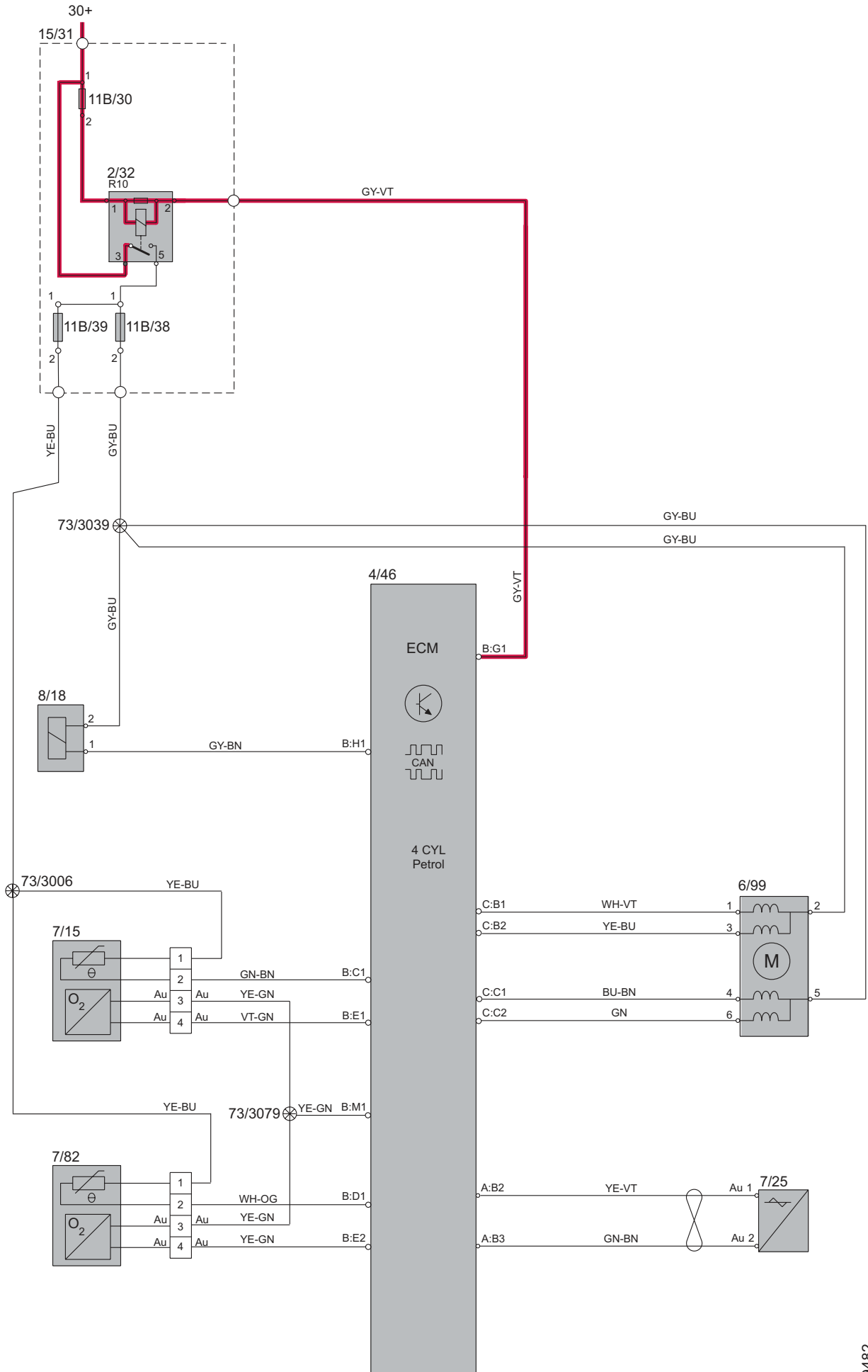
# Group 23 Fuel system

## Engine management system, 8-Cyl. 2:2





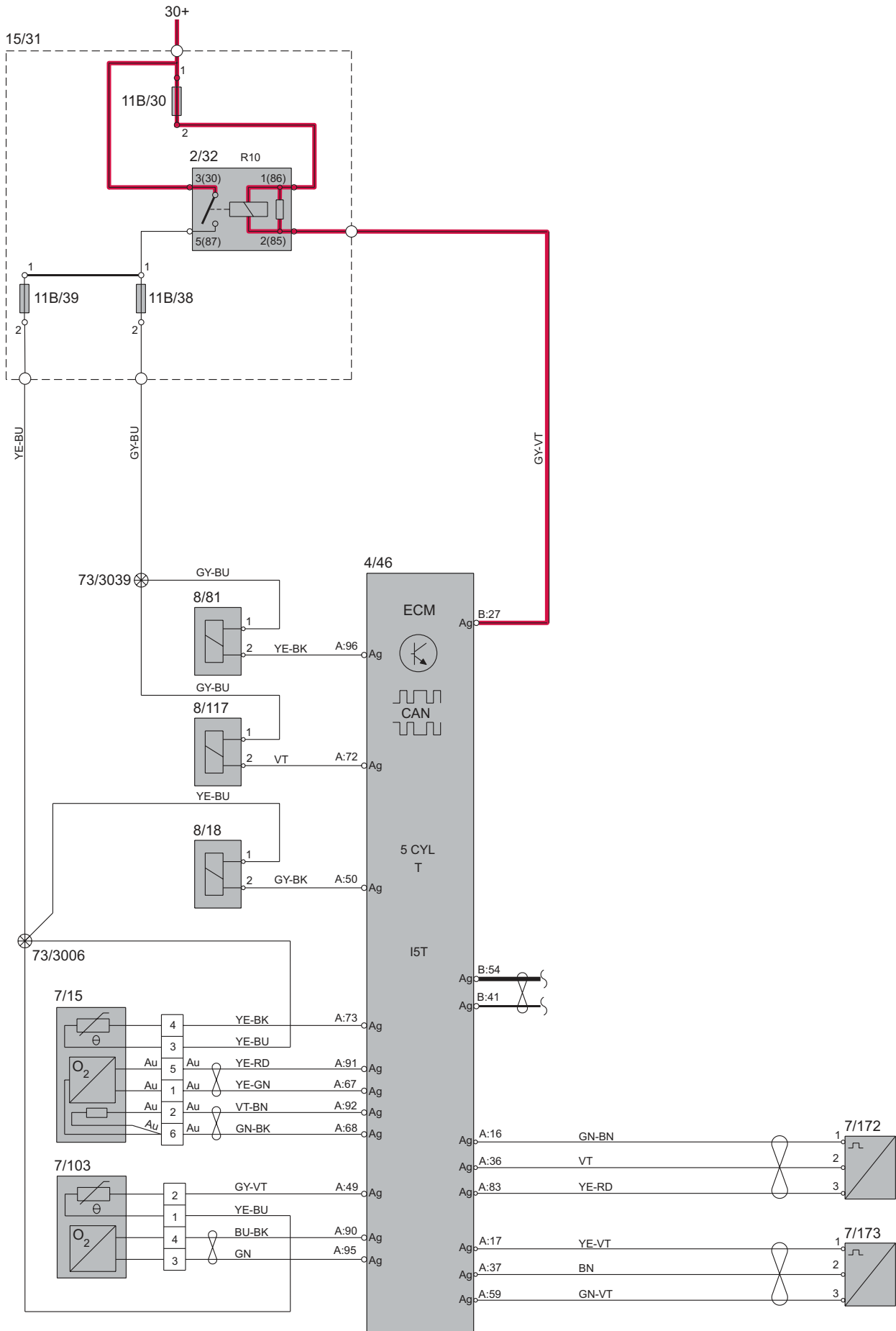
# Group 23 Fuel system Emission control, 4-Cyl.



G029482

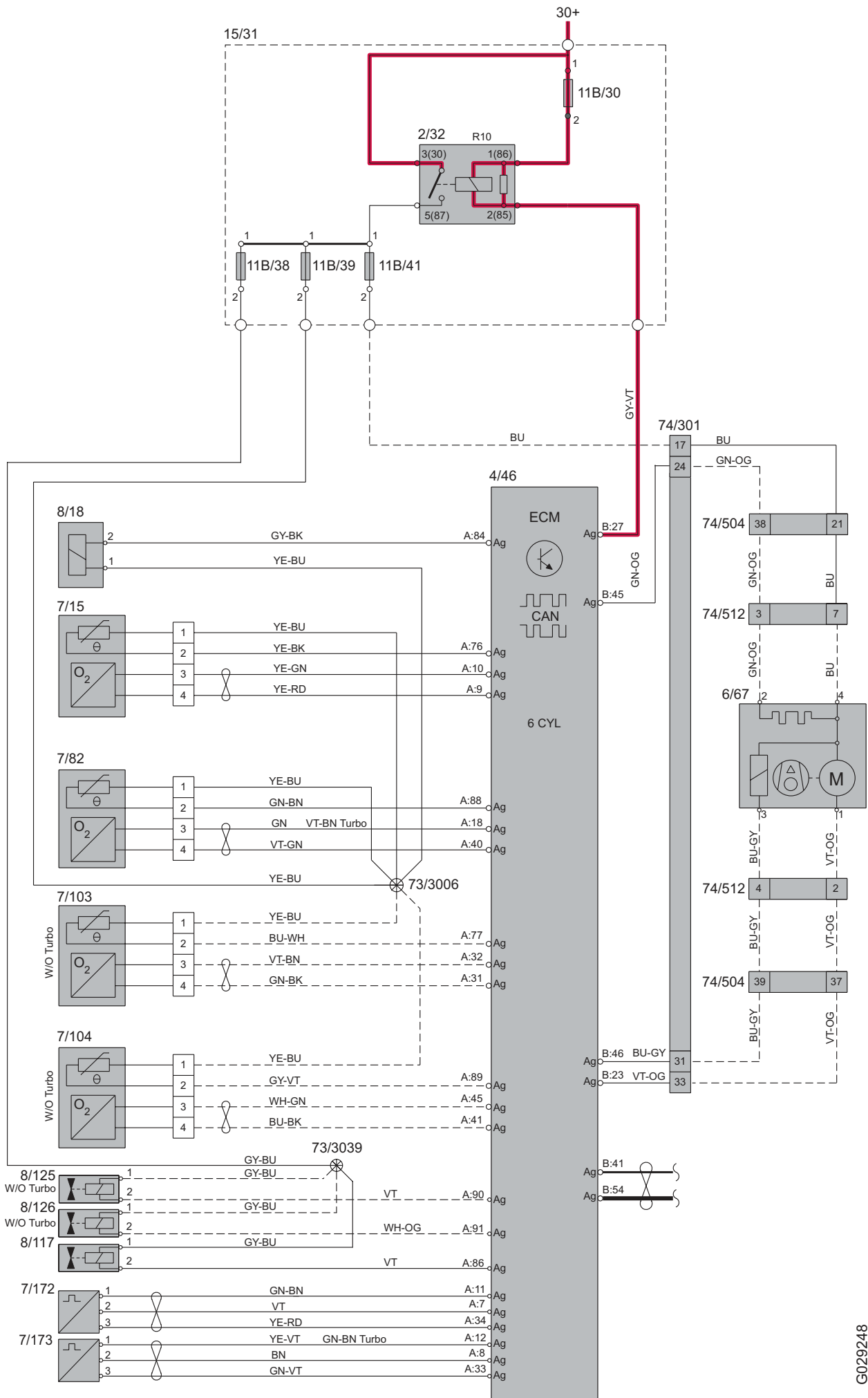
# Group 23 Fuel system

## Emission control, 5-Cyl. Turbo

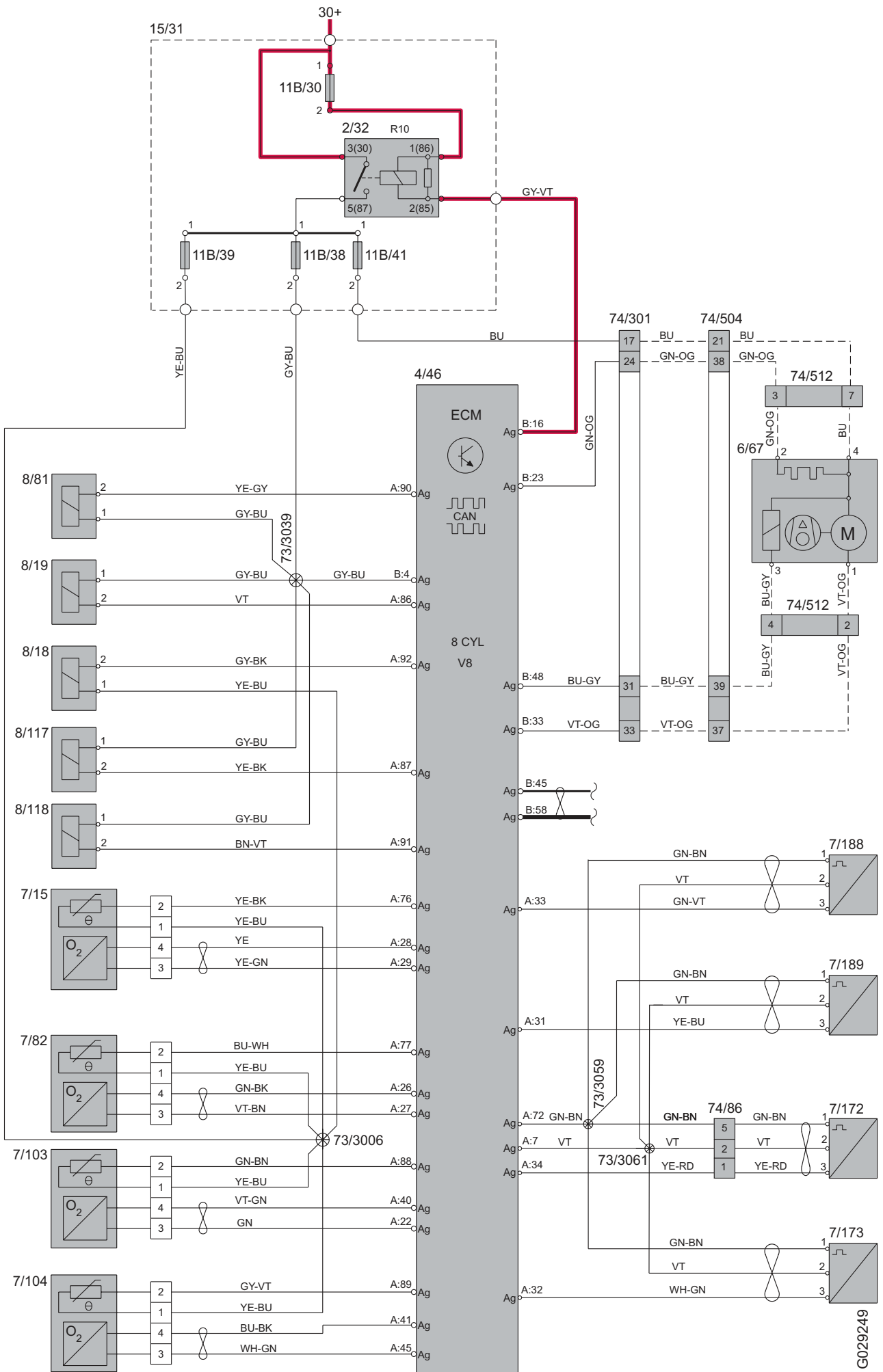


G029246

# Group 23 Fuel system Emission control, 6-Cyl.



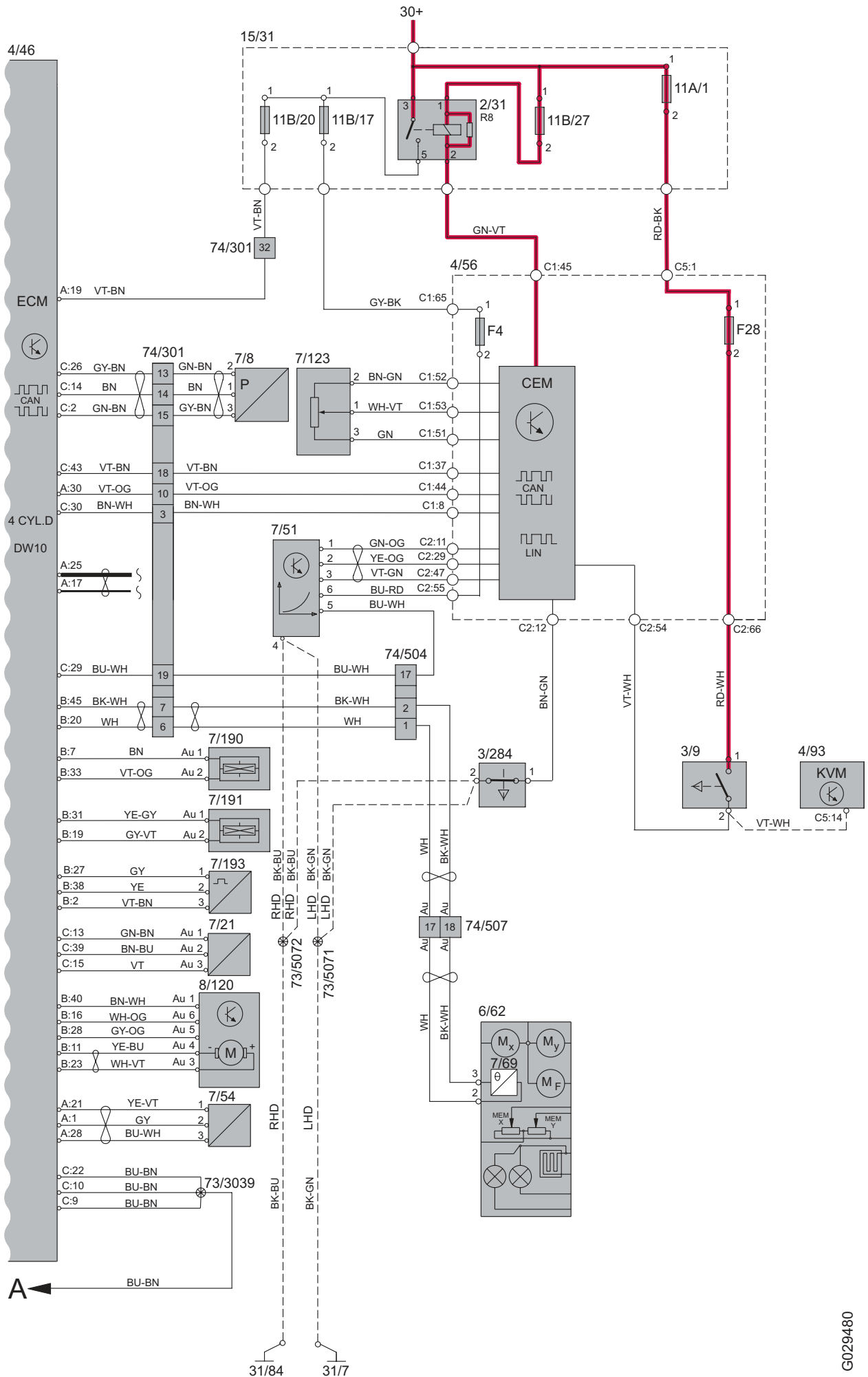
# Group 23 Fuel system Emission control, 8-Cyl.





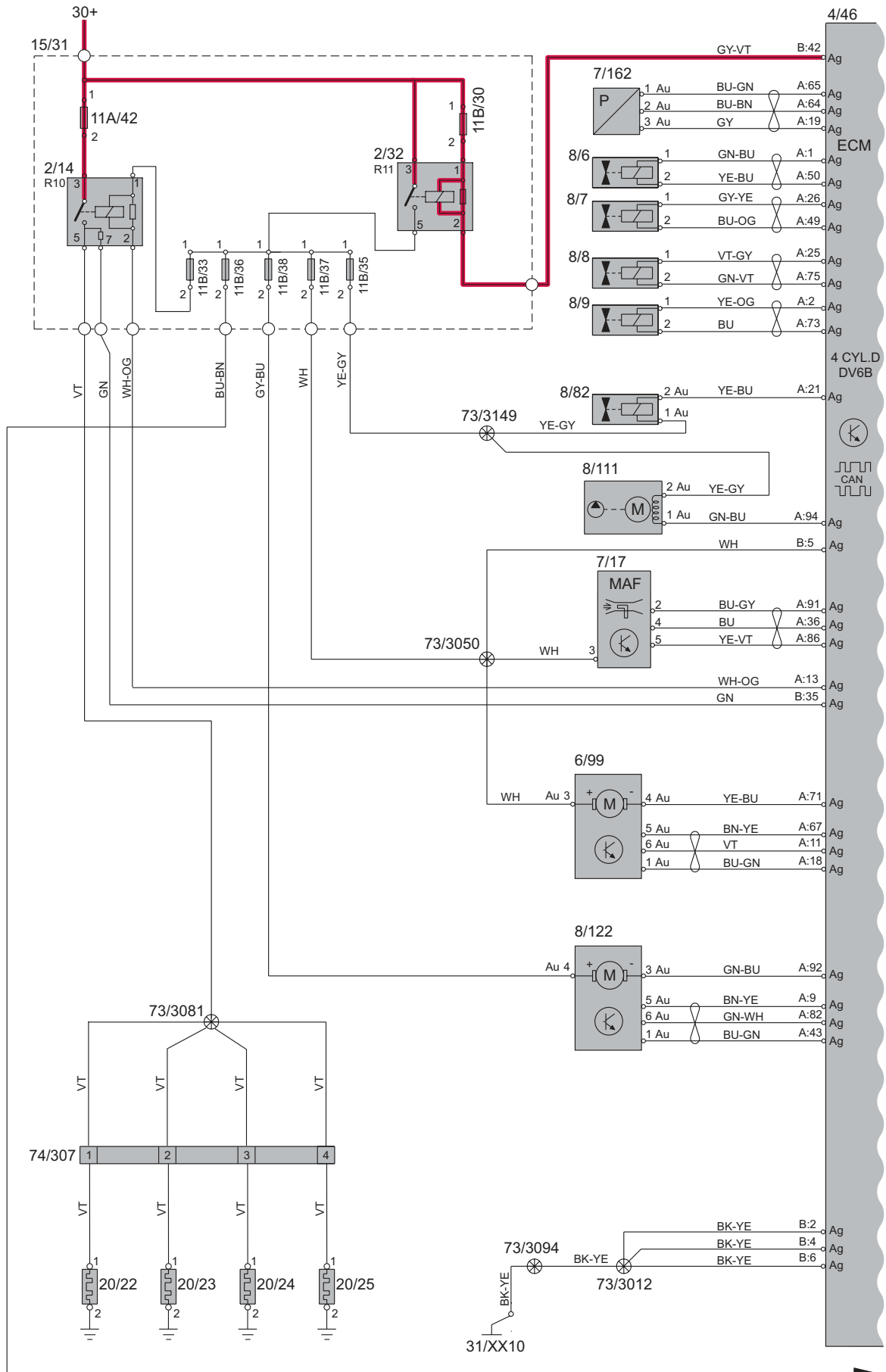
# Group 23 Fuel system

## Engine management system, 4-Cyl. Diesel DW10 2:2



# Group 23 Fuel system

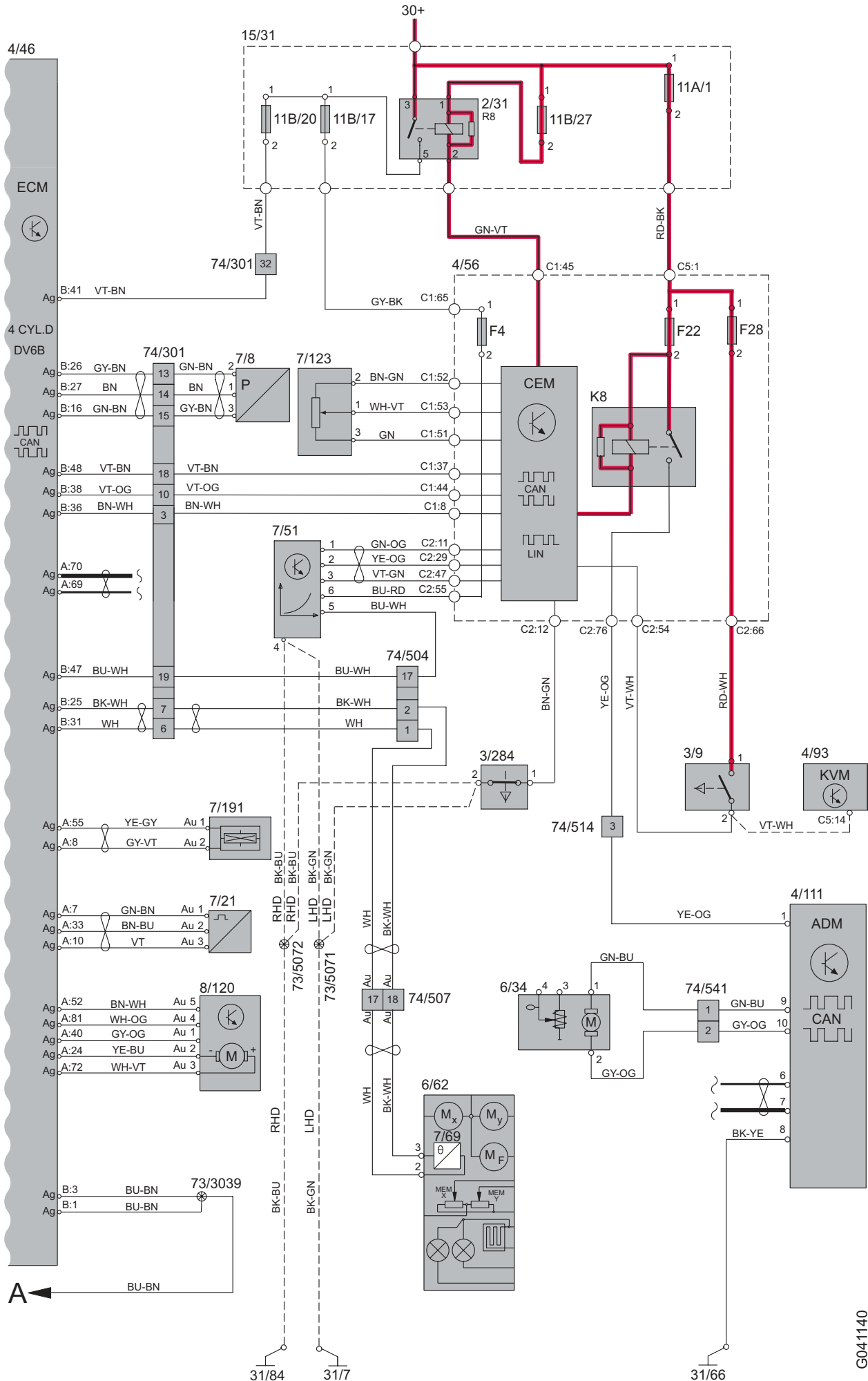
## Engine management system, 4-Cyl. Diesel DV6B 1:3



G041139

# Group 23 Fuel system

## Engine management system, 4-Cyl. Diesel DV6B 2:3

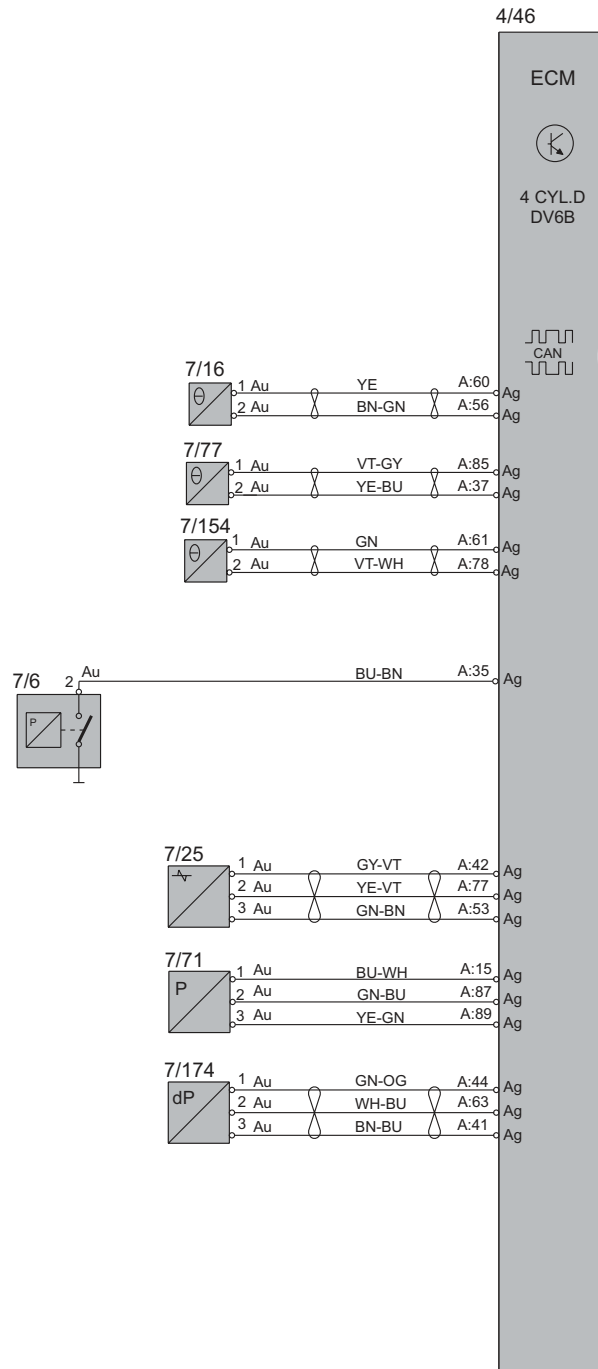


G041140



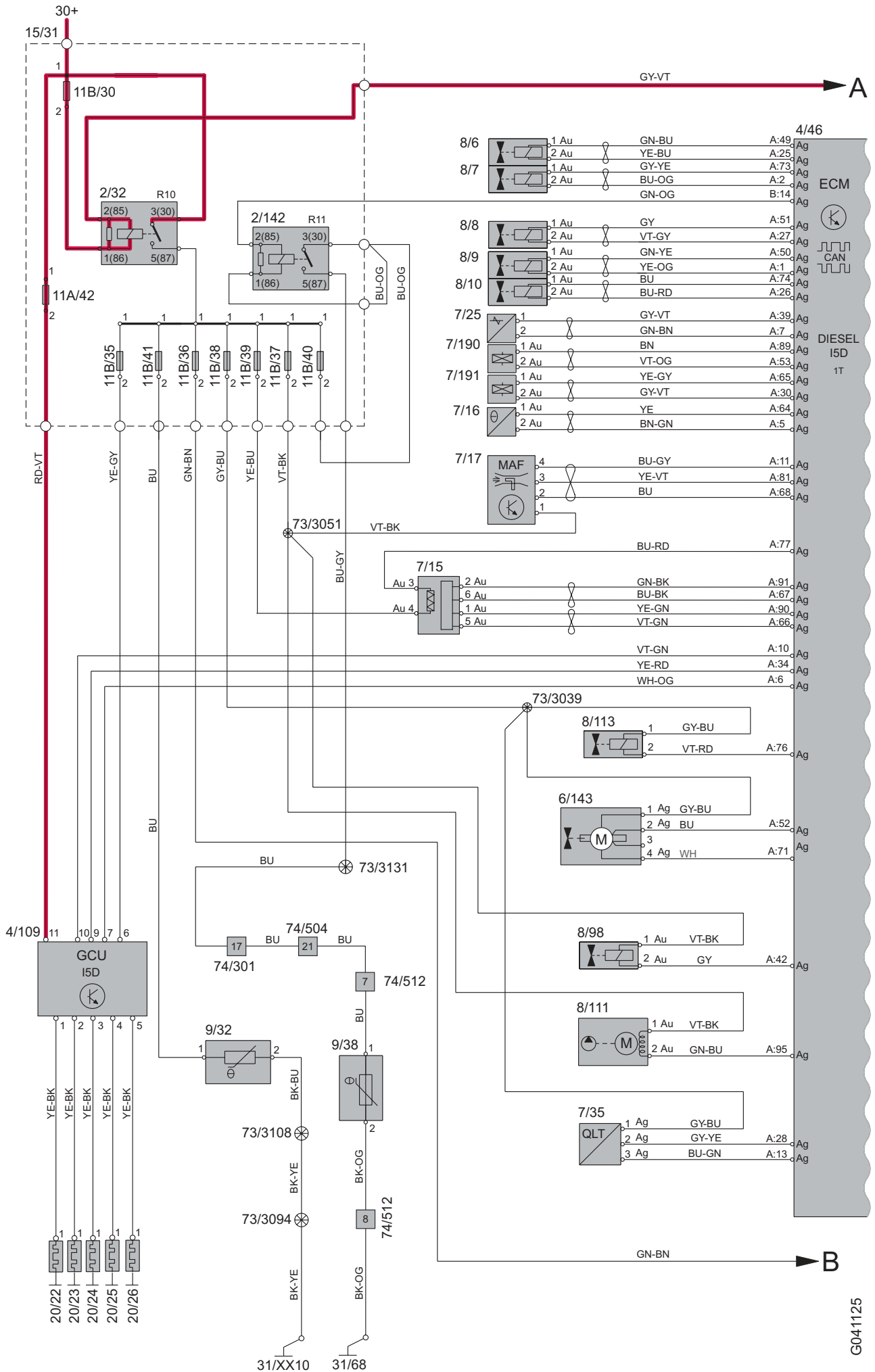
# Group 23 Fuel system

## Engine management system, 4-Cyl. Diesel DV6B 3:3



# Group 23 Fuel system

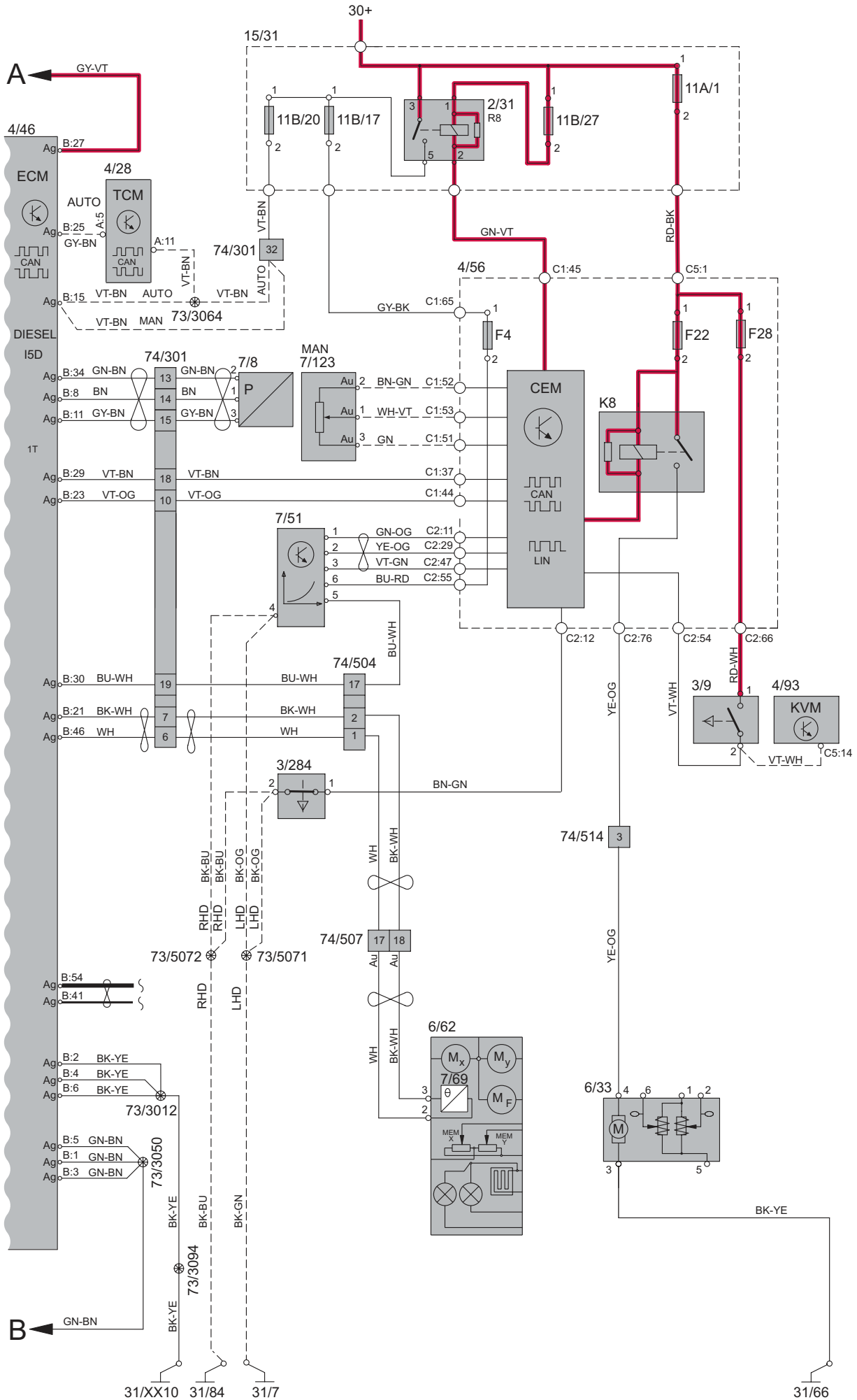
## Engine management system, 5-Cyl. Diesel Single Turbo 1:3



G041125

# Group 23 Fuel system

## Engine management system, 5-Cyl. Diesel Single Turbo 2:3

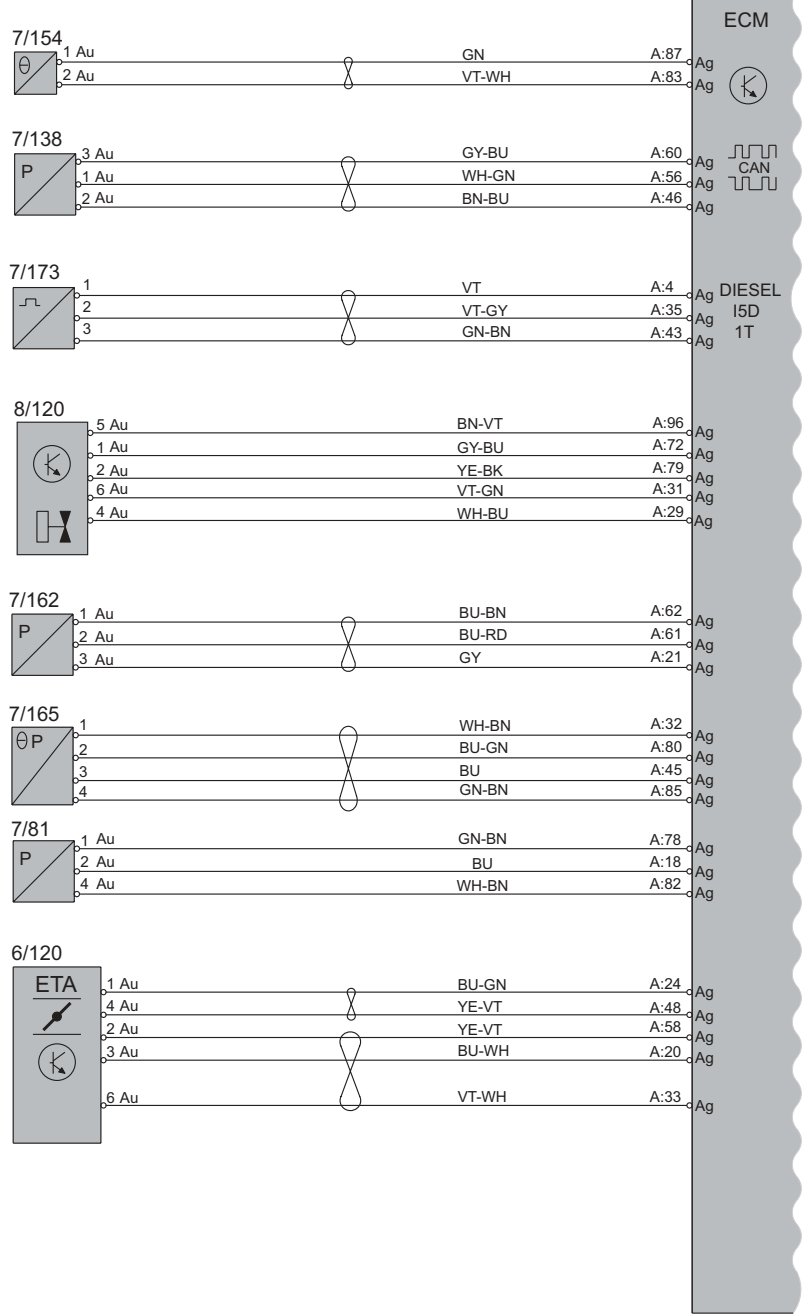


G041127

# Group 23 Fuel system

## Engine management system, 5-Cyl. Diesel Single Turbo 3:3

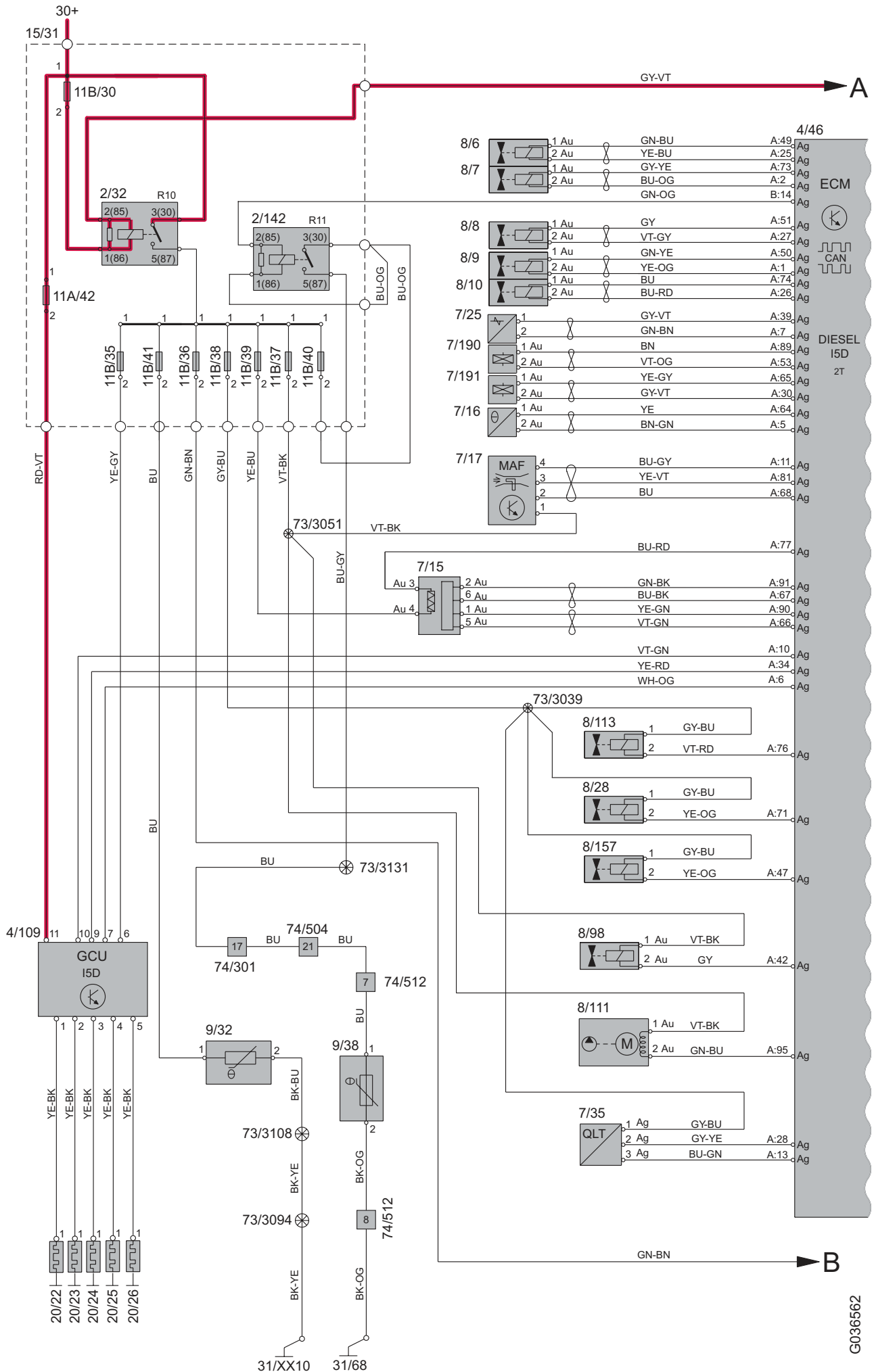
4/46



G041128

# Group 23 Fuel system

## Engine management system, 5-Cyl. Diesel Twin Turbo 1:3




G036562



# Group 23 Fuel system

## Engine management system, 5-Cyl. Diesel Twin Turbo 3:3

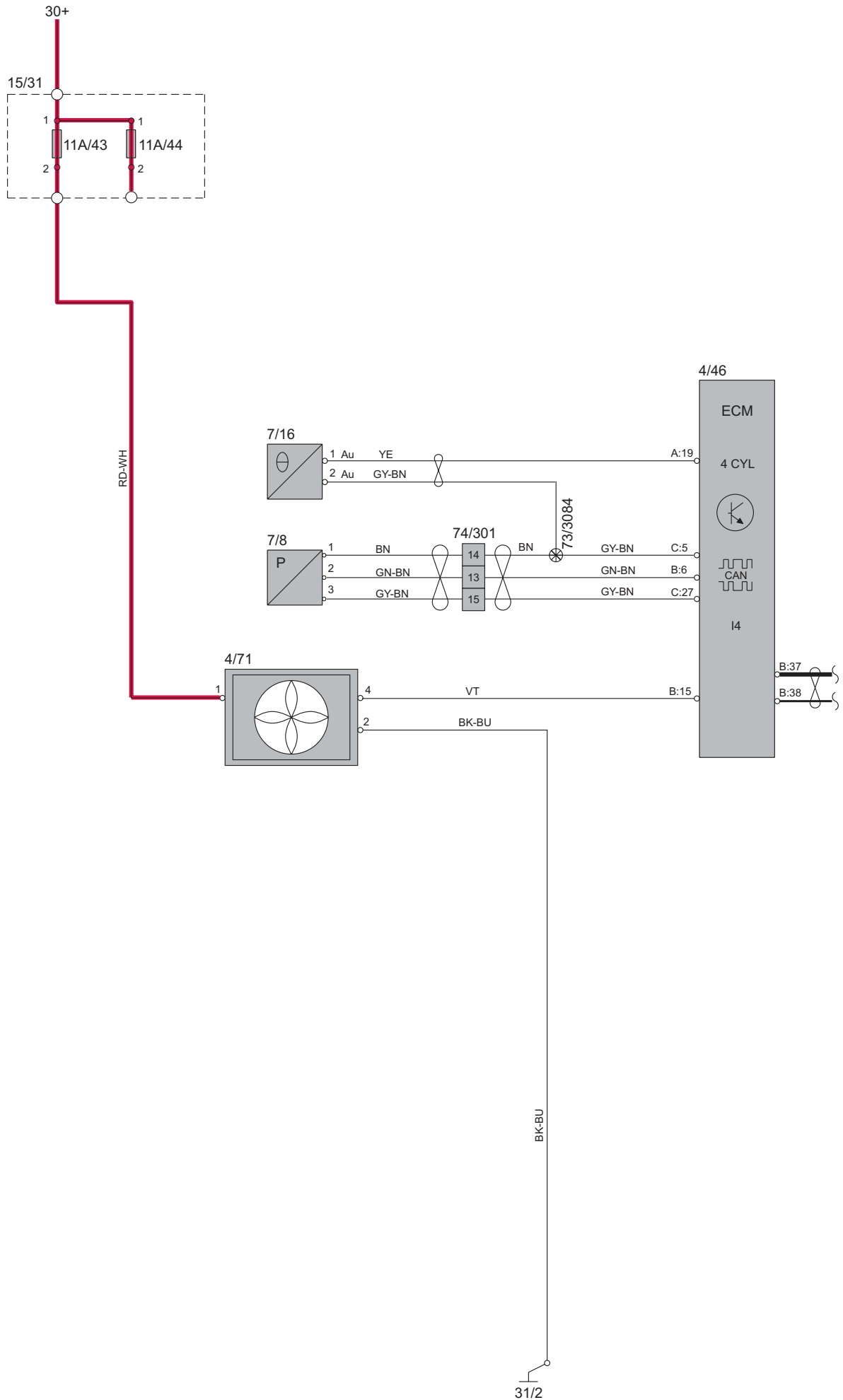
4/46



G036565

# Group 26 Cooling system

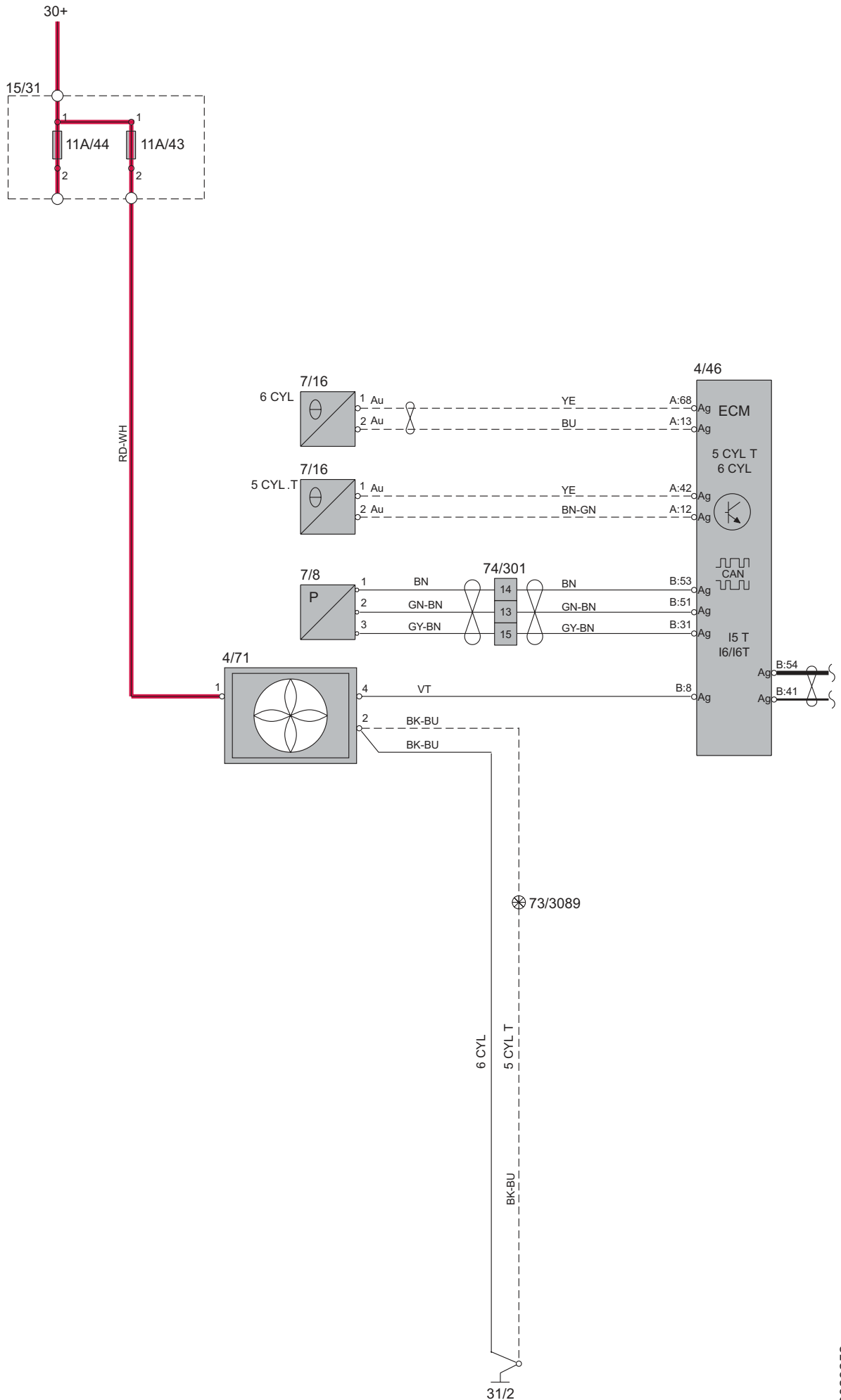
## Cooling fan, 4-Cyl.





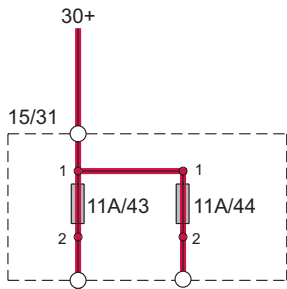
# Group 26 Cooling system

## Cooling fan, 5-Cyl. Turbo & 6-Cyl.

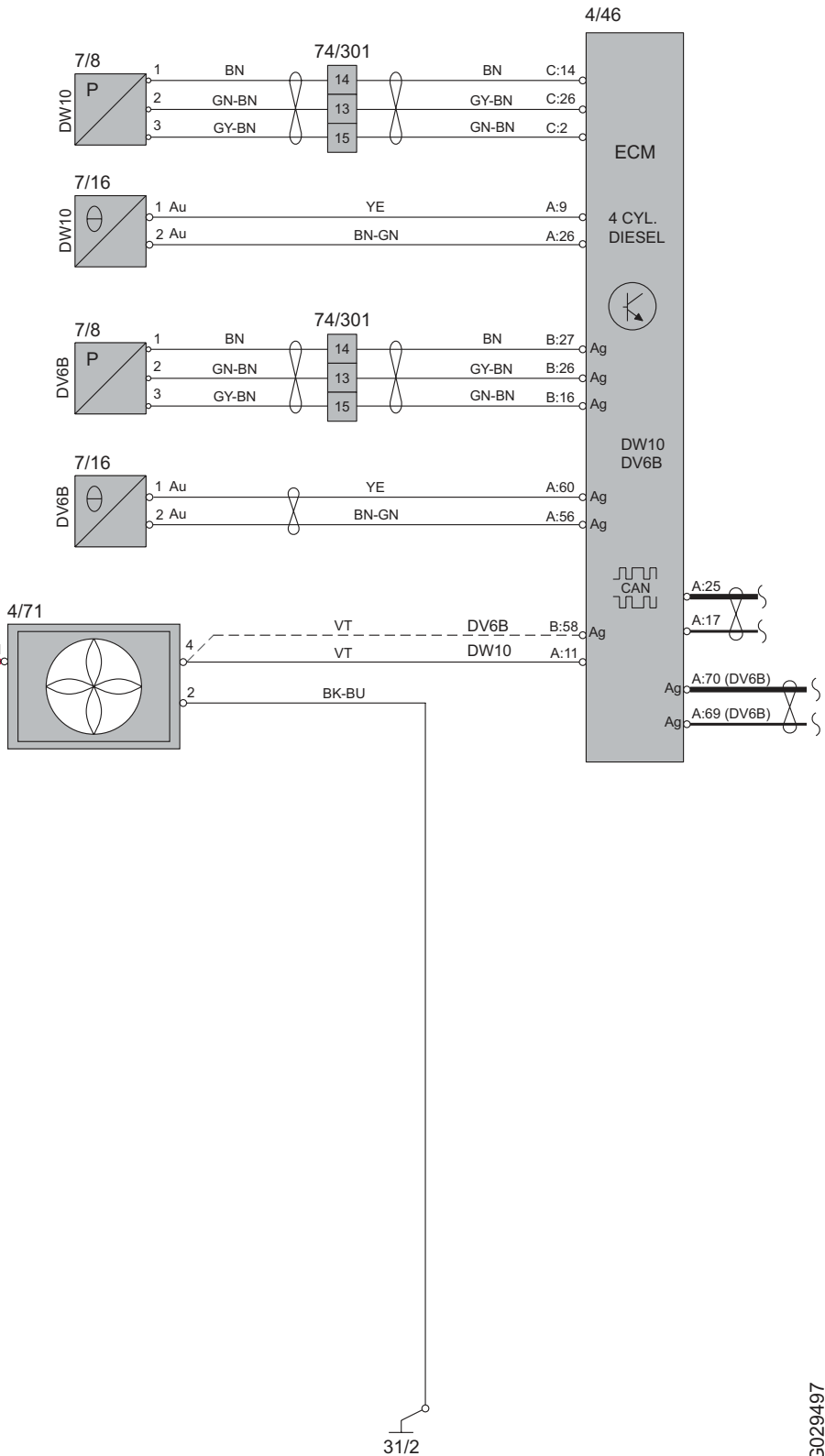


# Group 26 Cooling system

## Cooling fan, 4-Cyl. Diesel

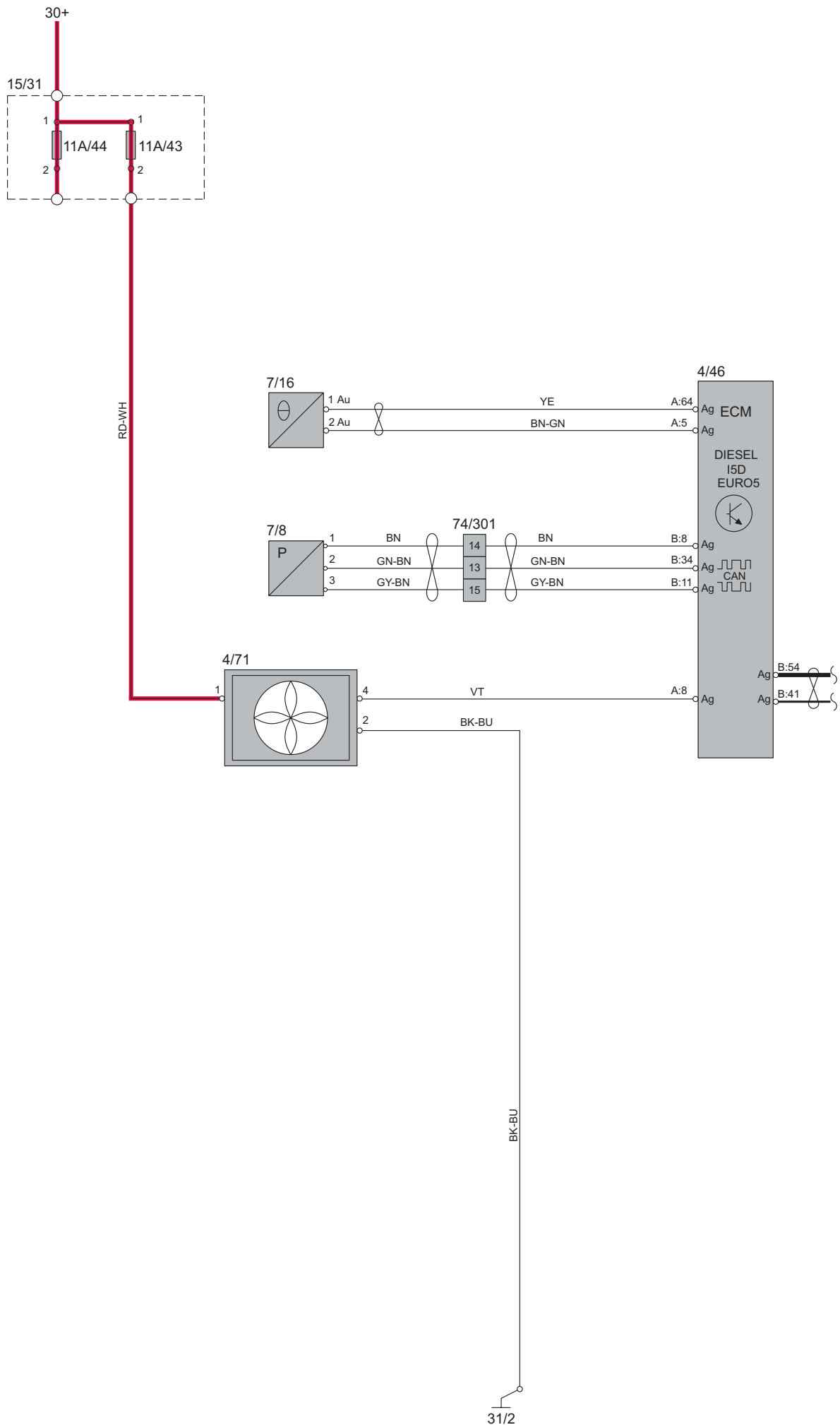


RD-WH



# Group 26 Cooling system

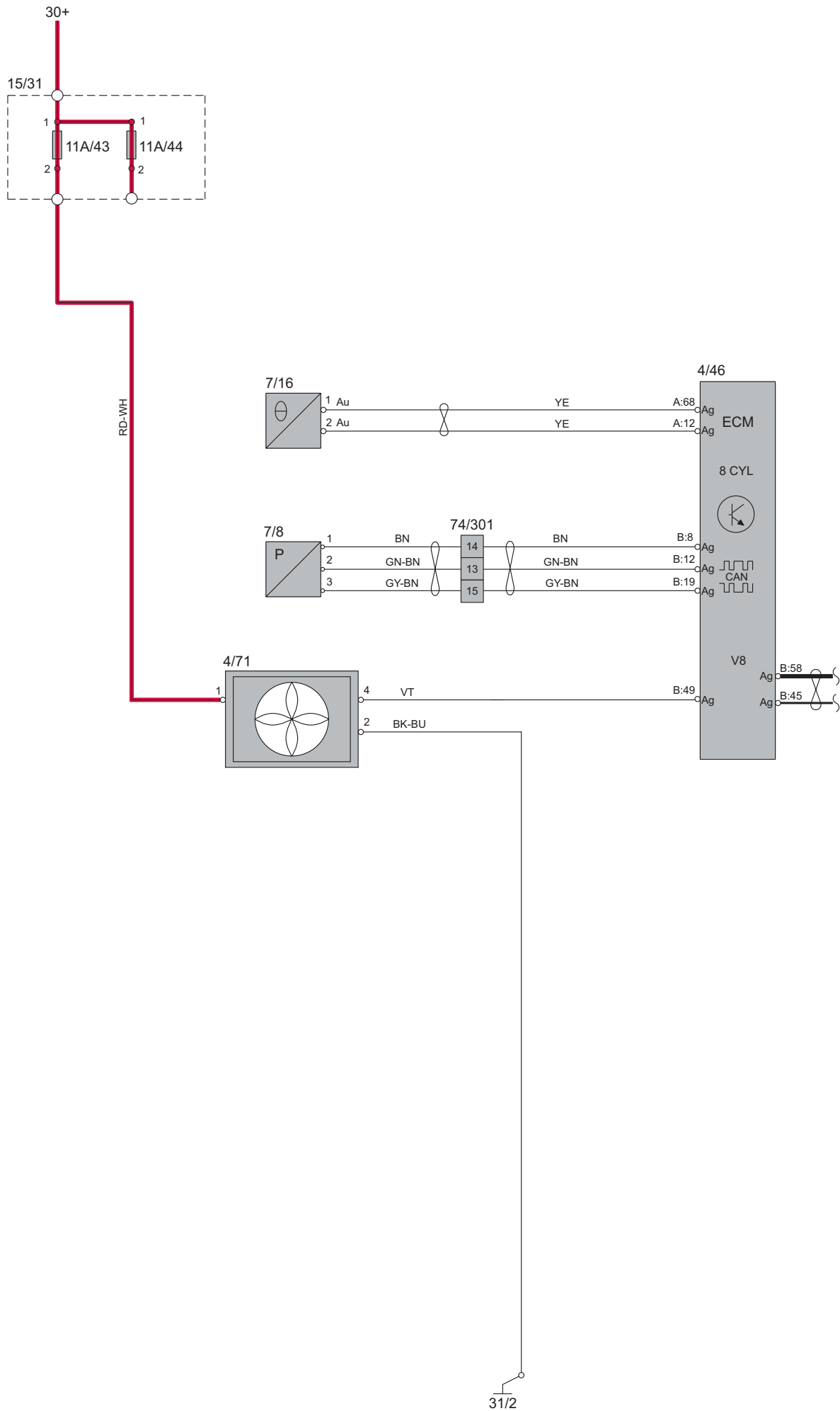
## Cooling fan, 5-Cyl. Diesel



G036573

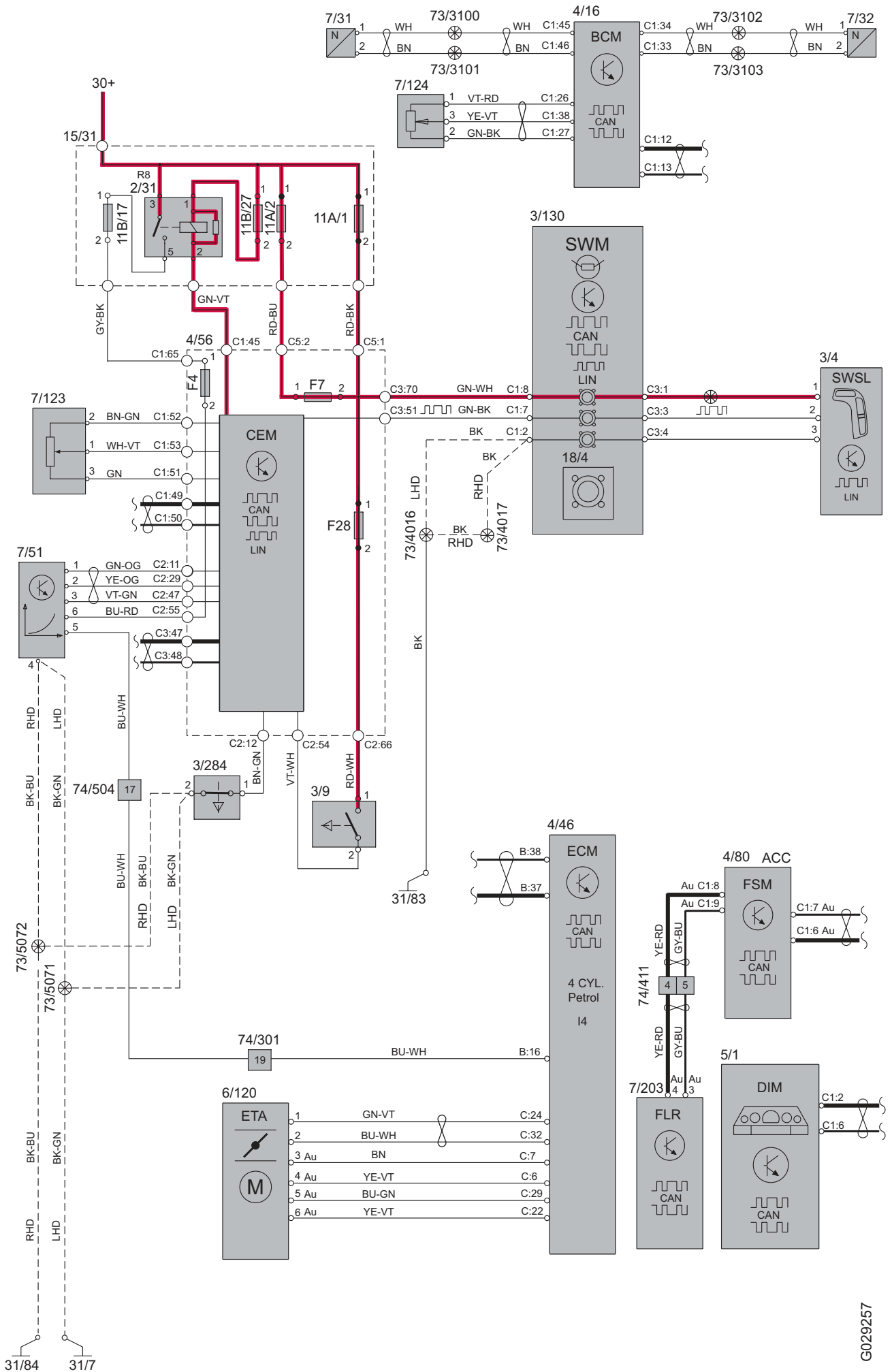
# Group 26 Cooling system

## Cooling fan, 8-Cyl.



# Group 27 Engine controls

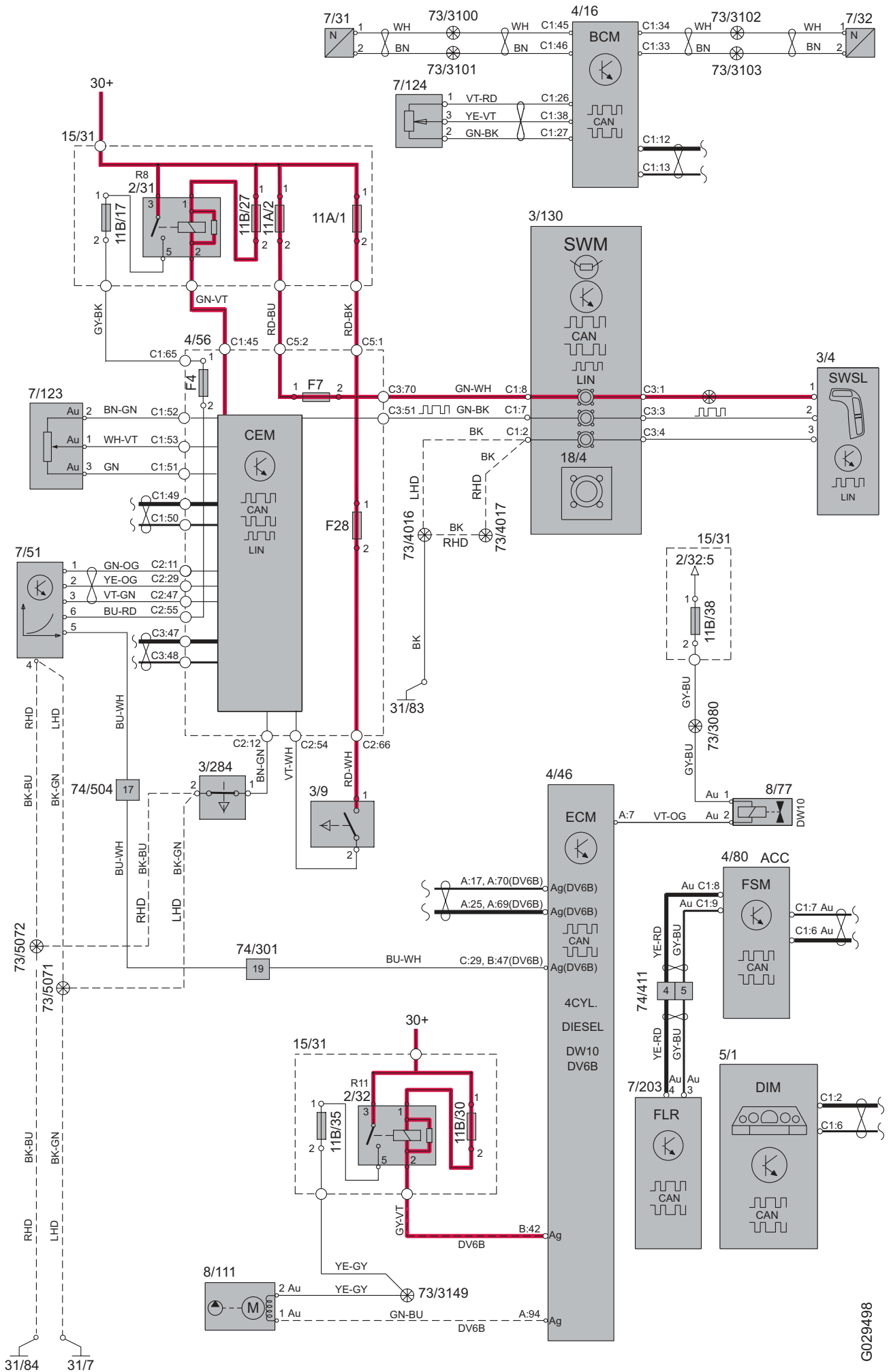
## Cruise control 4-Cyl.



G029257

# Group 27 Engine controls

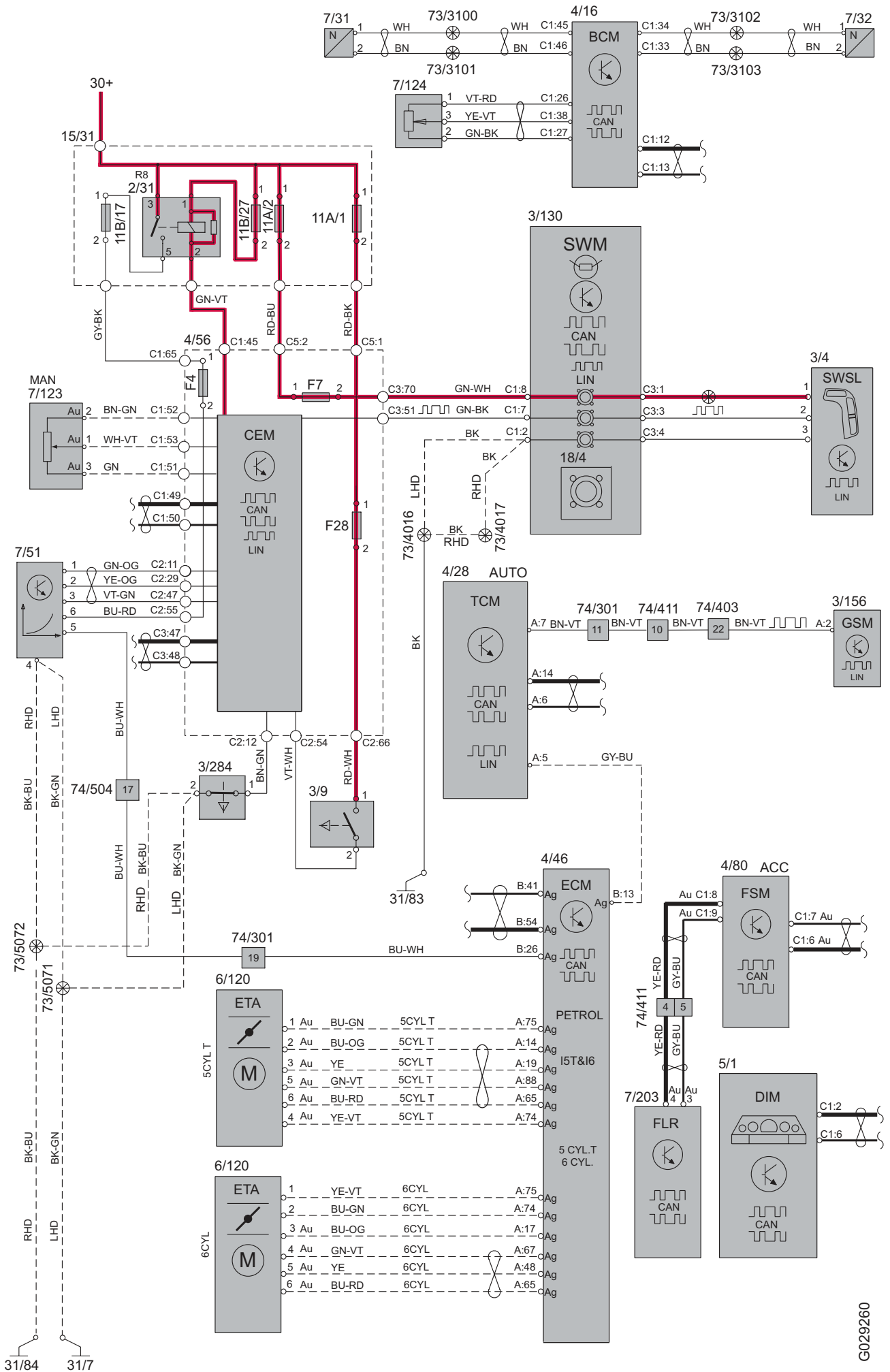
## Cruise control 4-Cyl. Diesel



G029498

# Group 27 Engine controls

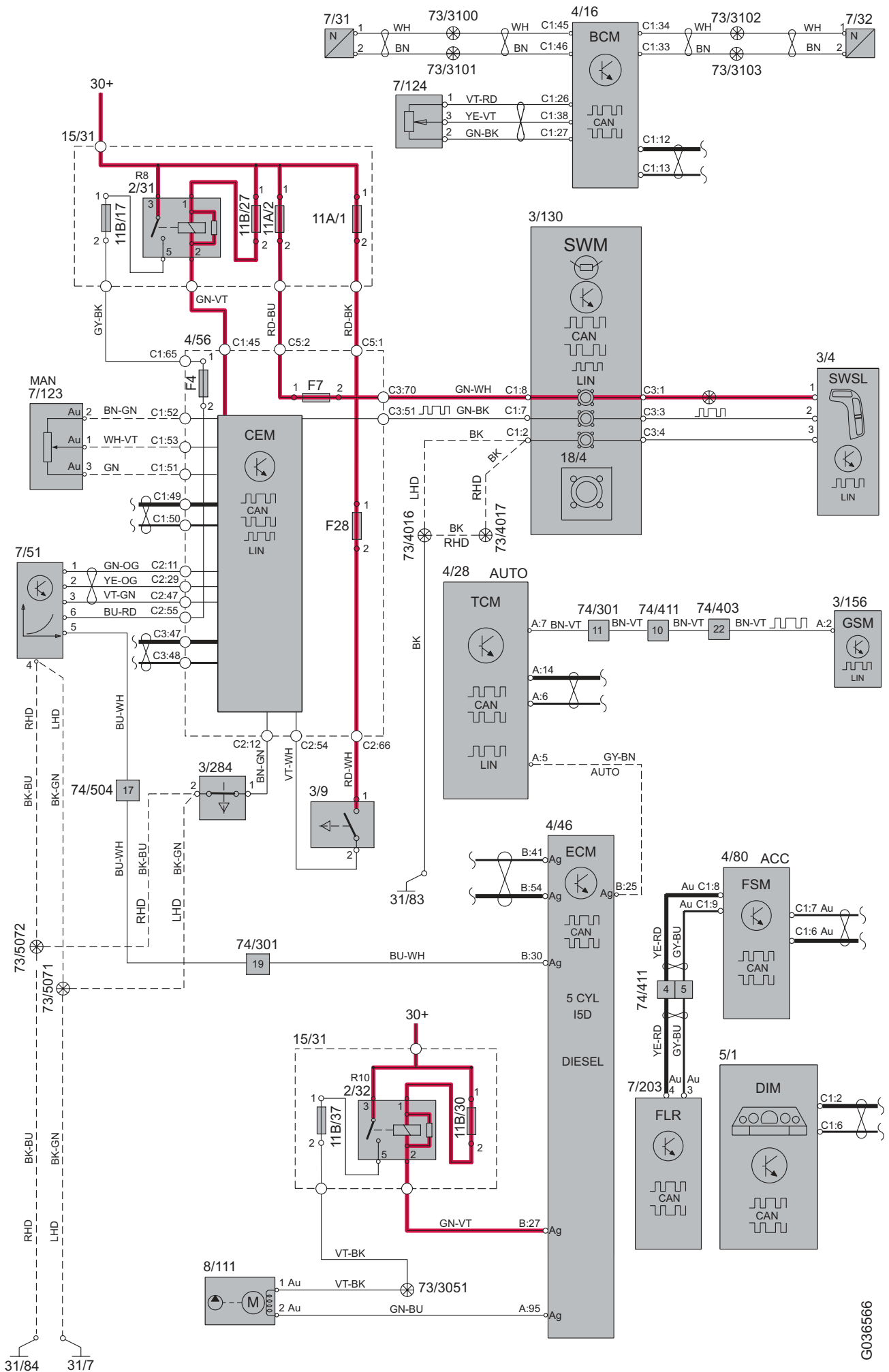
## Cruise control 5-Cyl. & 6-Cyl.



G029260

# Group 27 Engine controls

## Cruise control 5-Cyl. Diesel

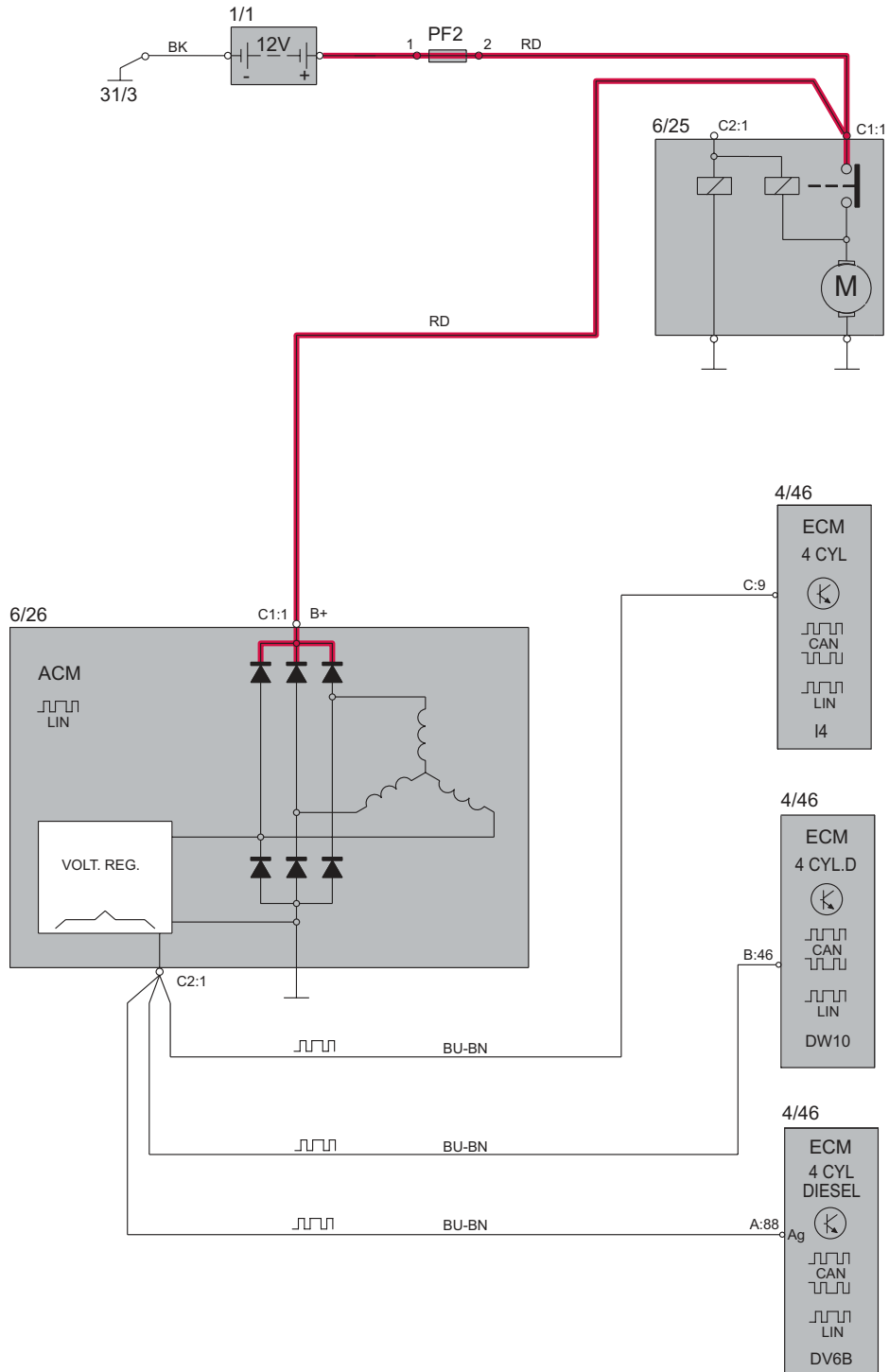


G036566



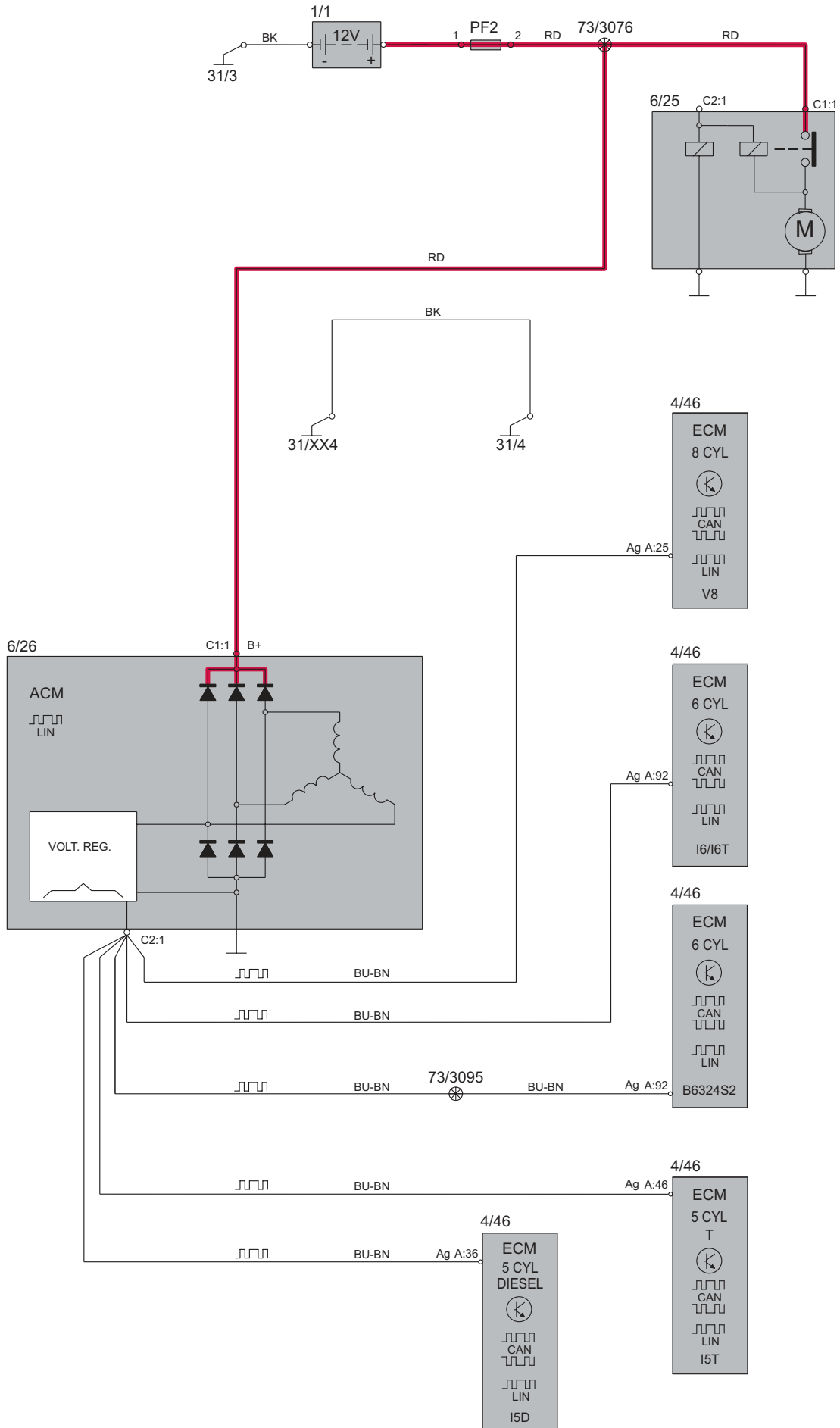


# Group 32 Alternator and voltage regulator Power supply 4-Cyl.



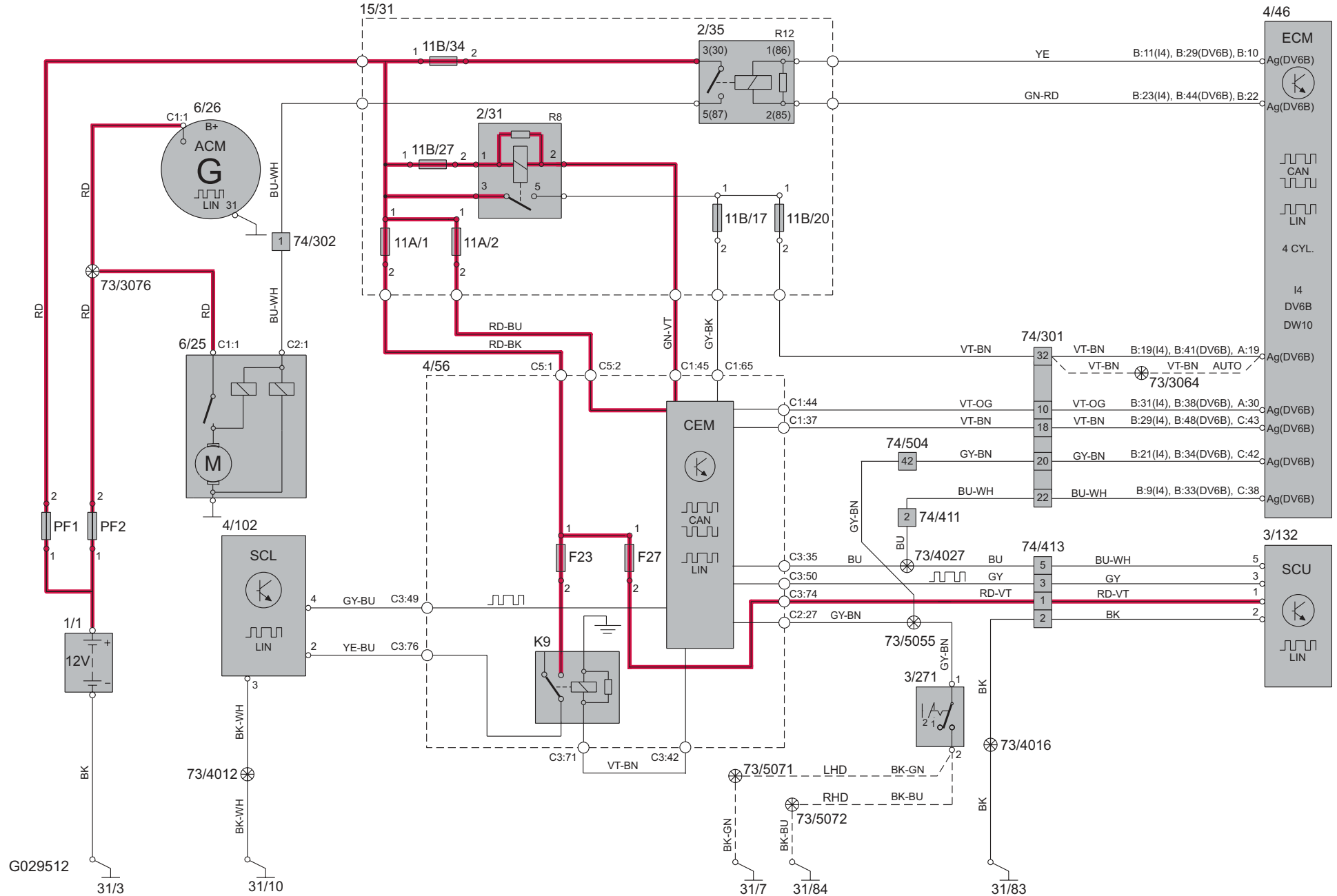
# Group 32 Alternator and voltage regulator

## Power supply



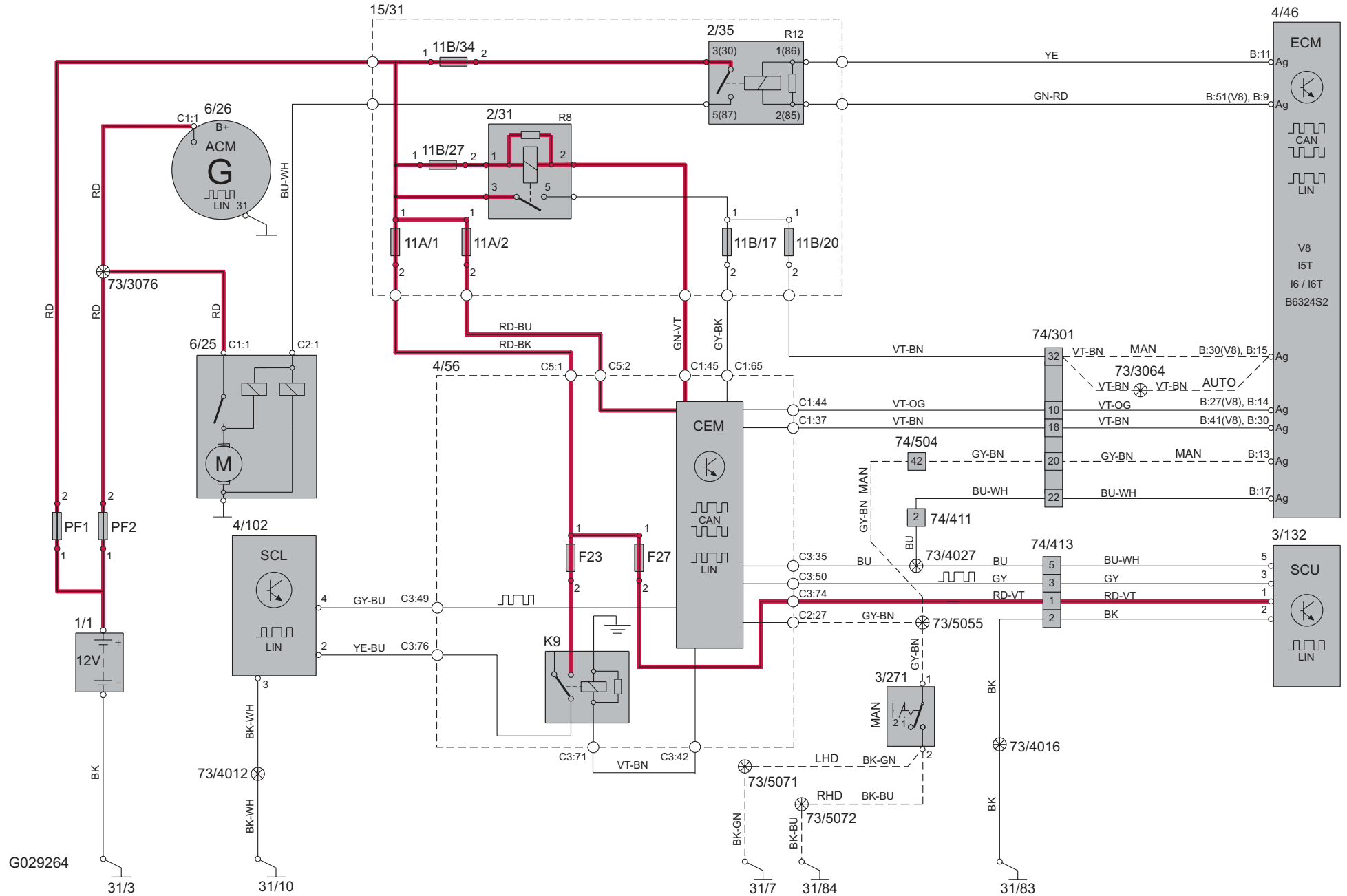
# Group 33 Starting system

## Starting system 4-Cyl



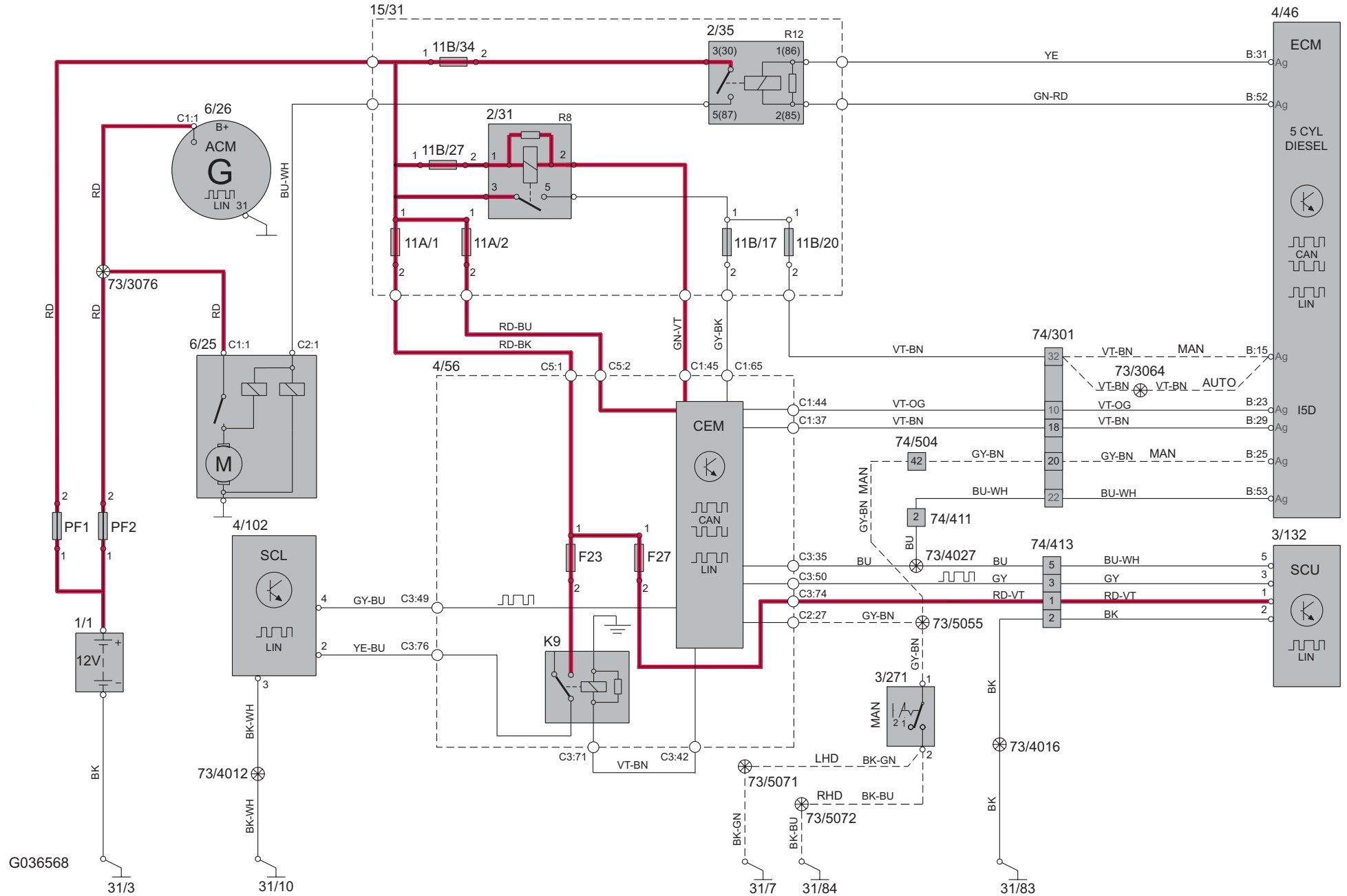
# Group 33 Starting system

## Starting system 5, 6 & 8-Cyl.

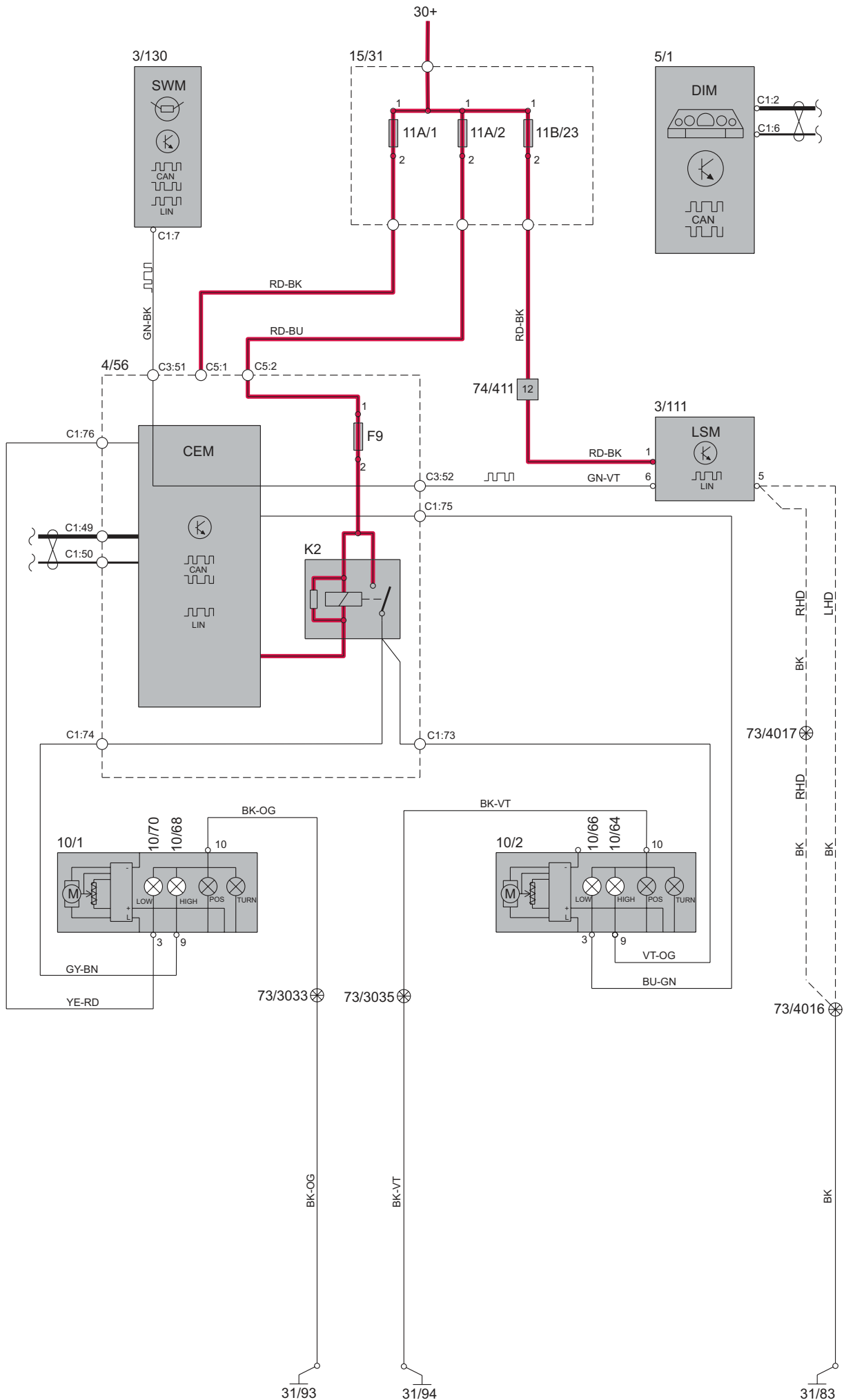


# Group 33 Starting system

## Starting system 5-Cyl. Diesel

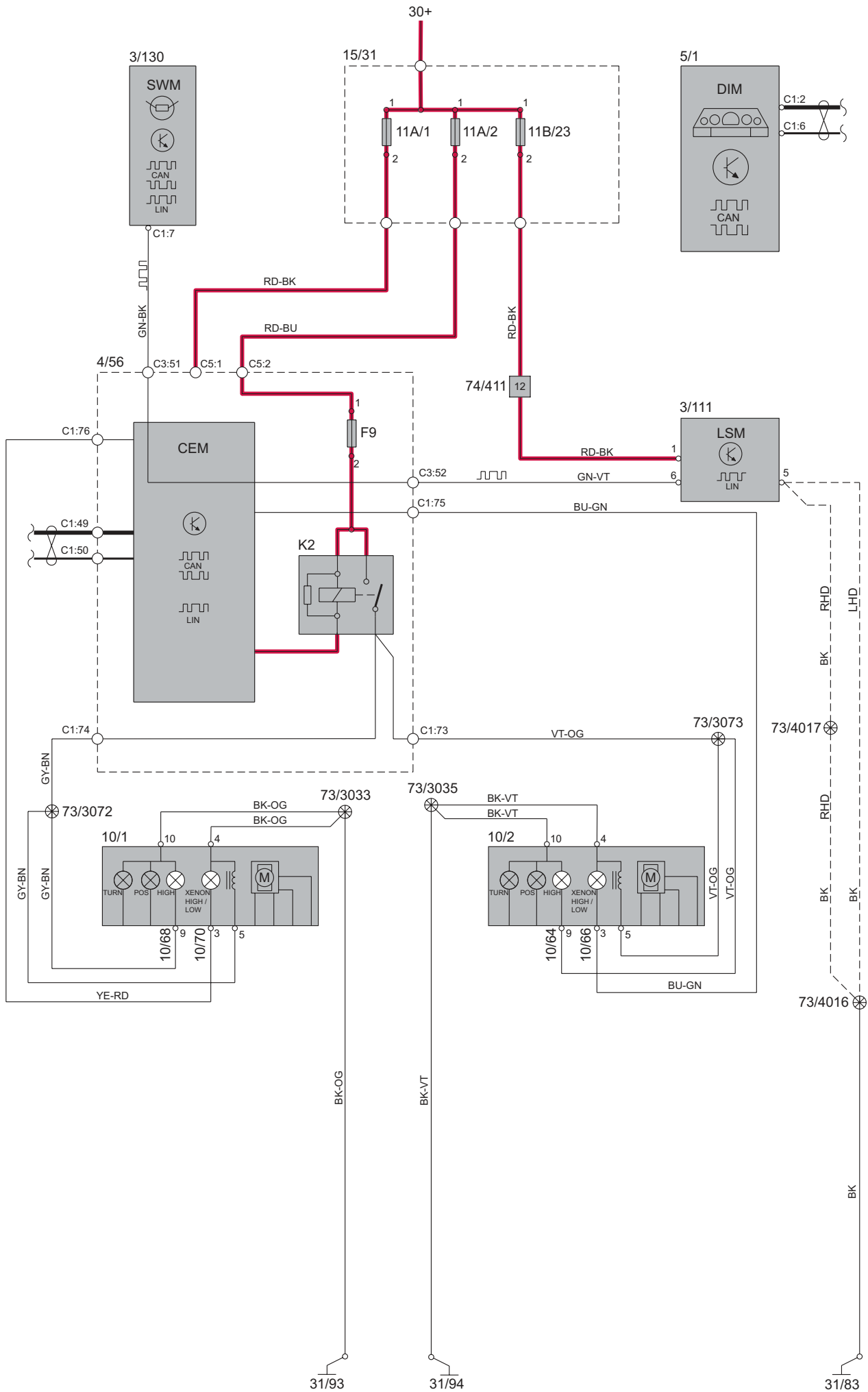


# Group 35 Lighting High and low beam



# Group 35 Lighting

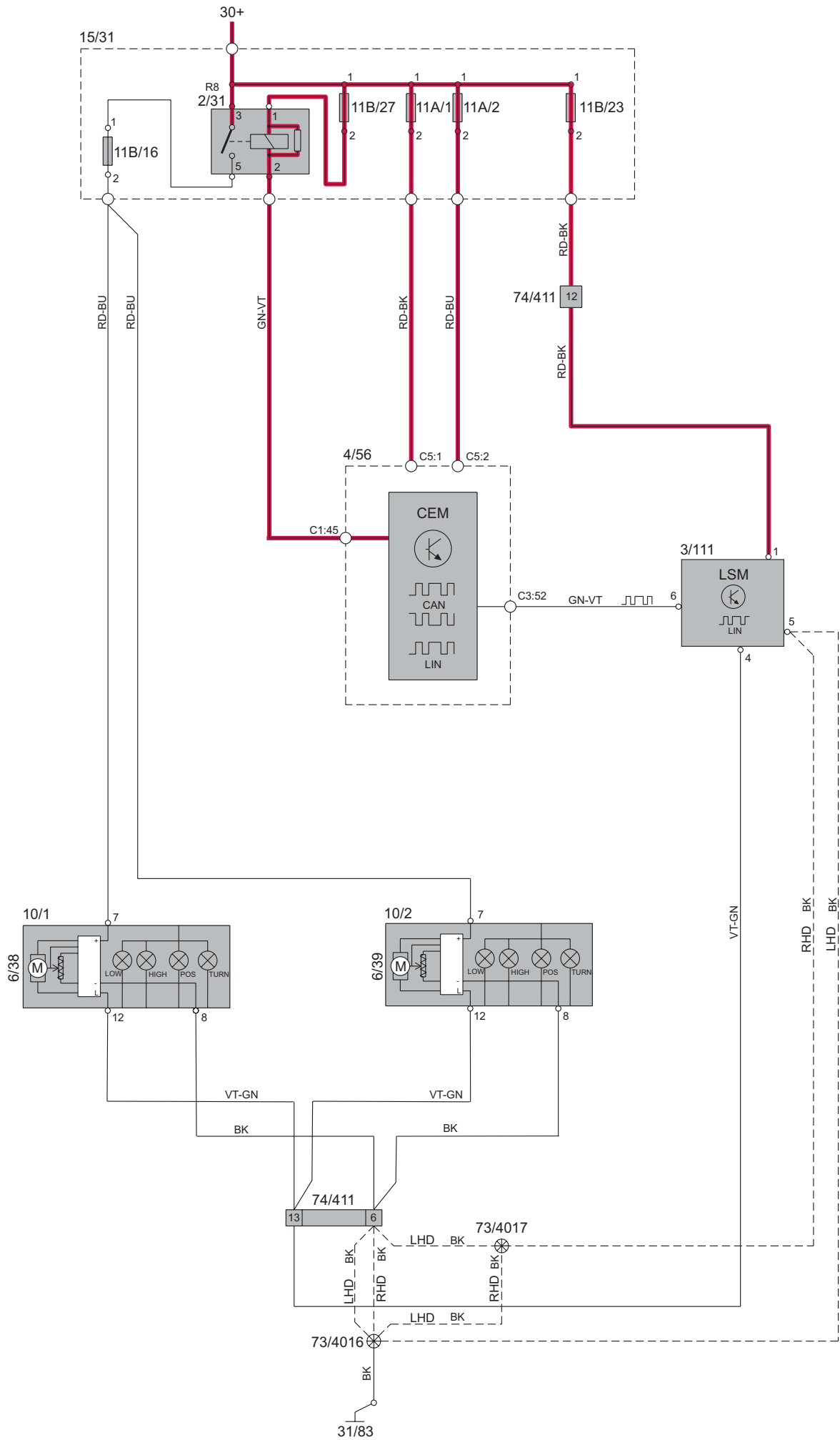
## High and low beam (Dual Xenon)





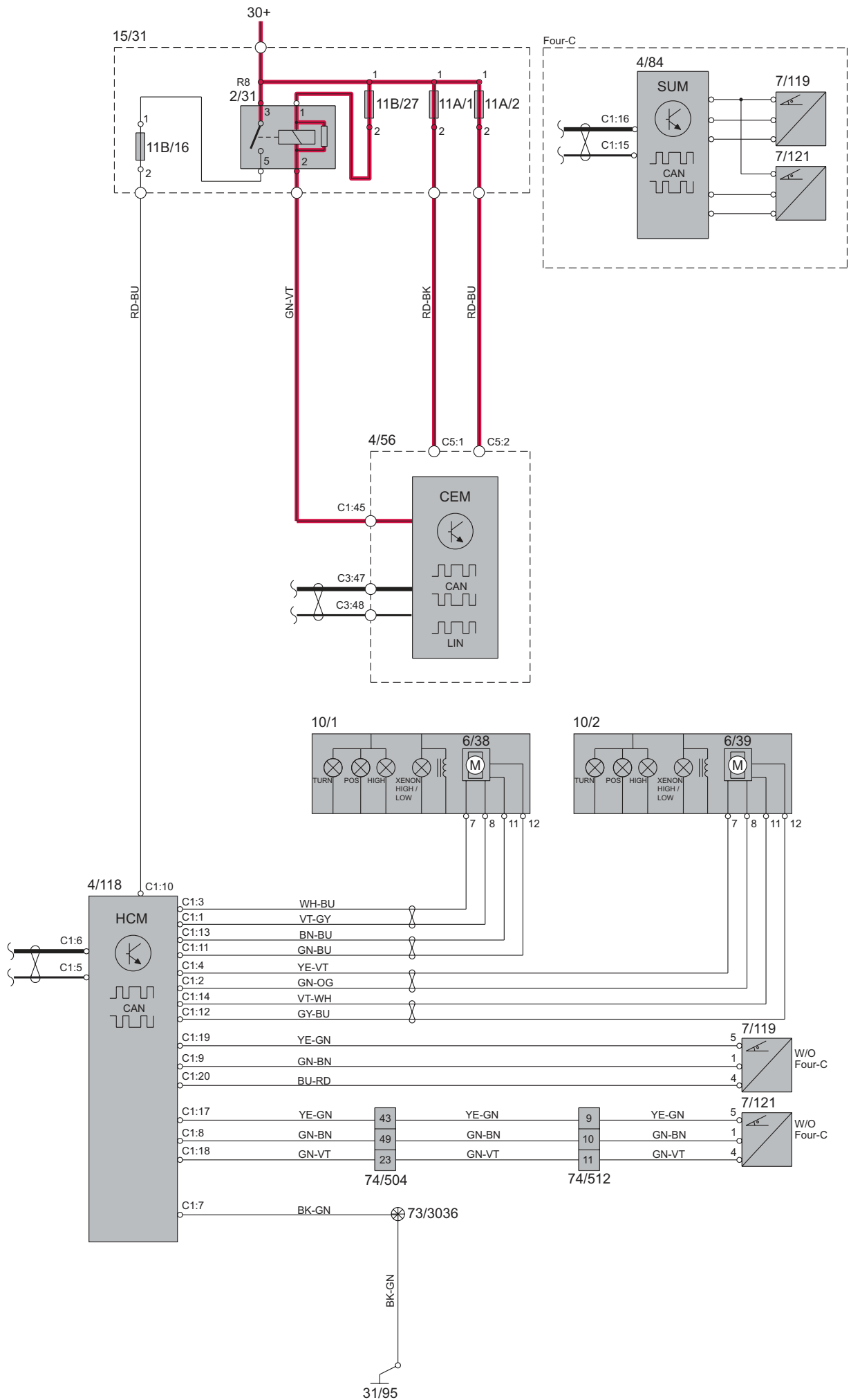
# Group 35 Lighting

## Beam length adjustment, manual



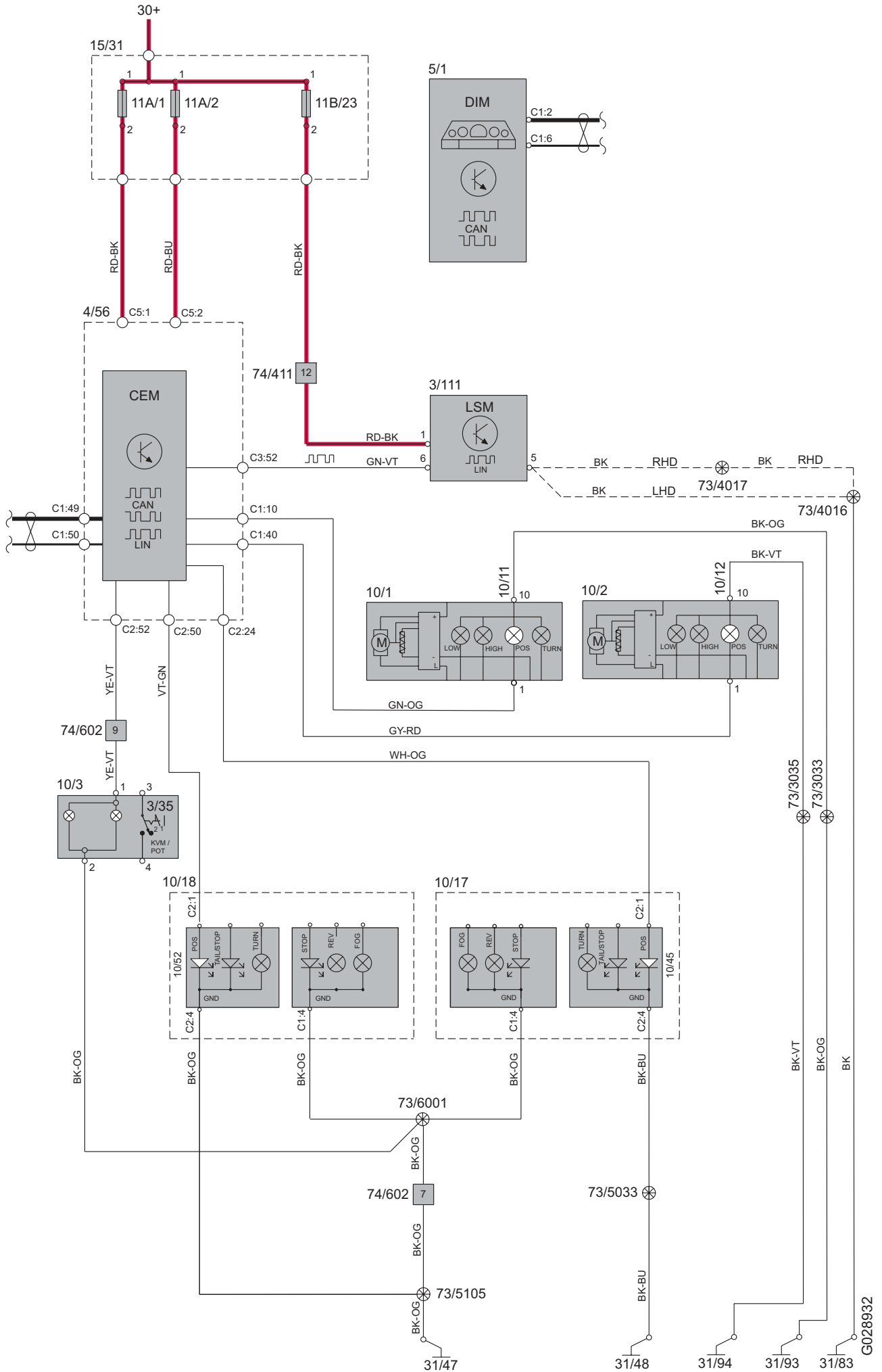
# Group 35 Lighting

## Beam length adjustment, automatic (Dual Xenon)



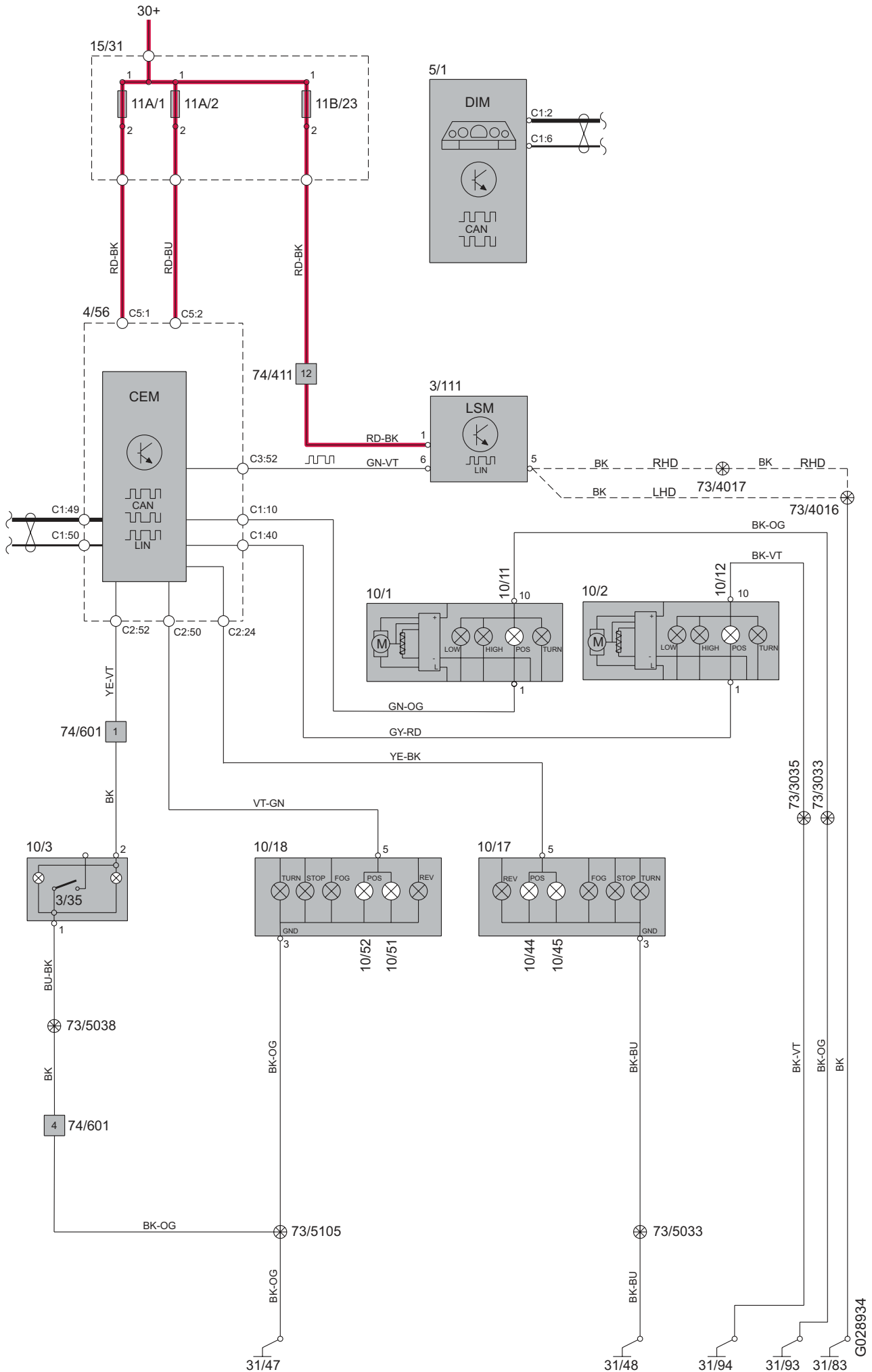
# Group 35 Lighting

## Running-/ Parking lights, Tail lights V70



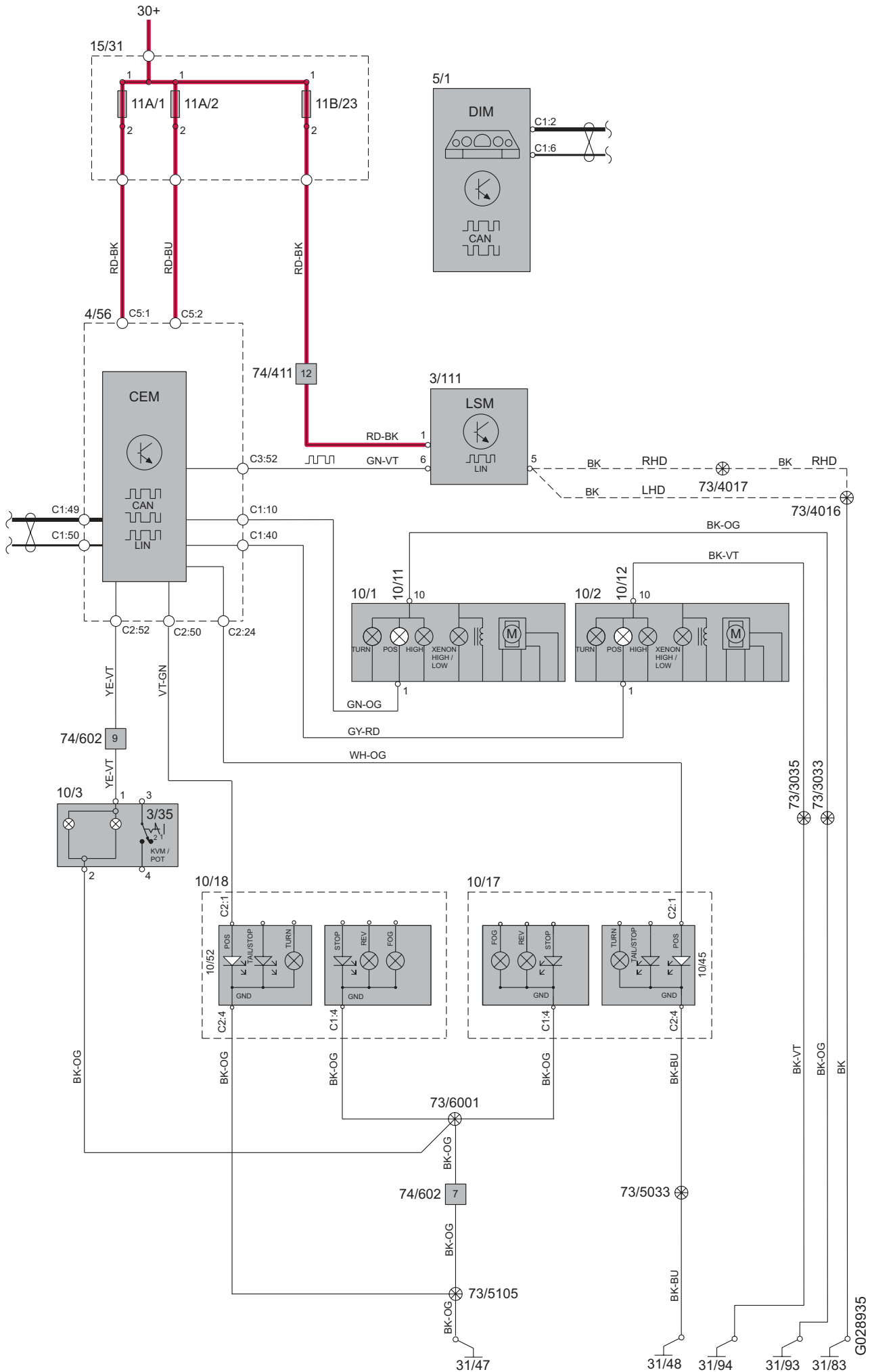
# Group 35 Lighting

## Running-/ Parking lights, Tail lights S80



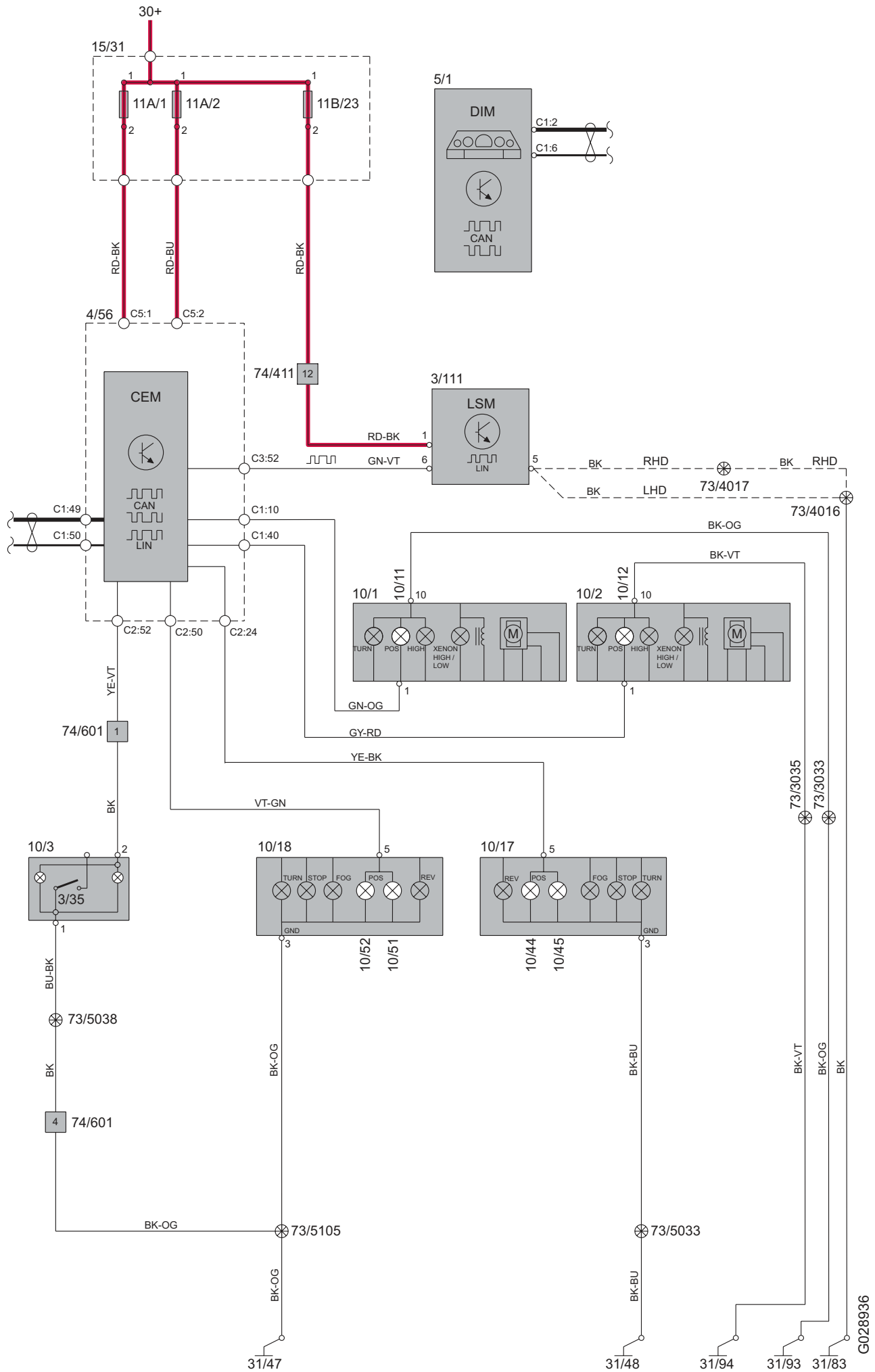
# Group 35 Lighting

## Running-/ Parking light, Tail lights (Dual Xenon) V70

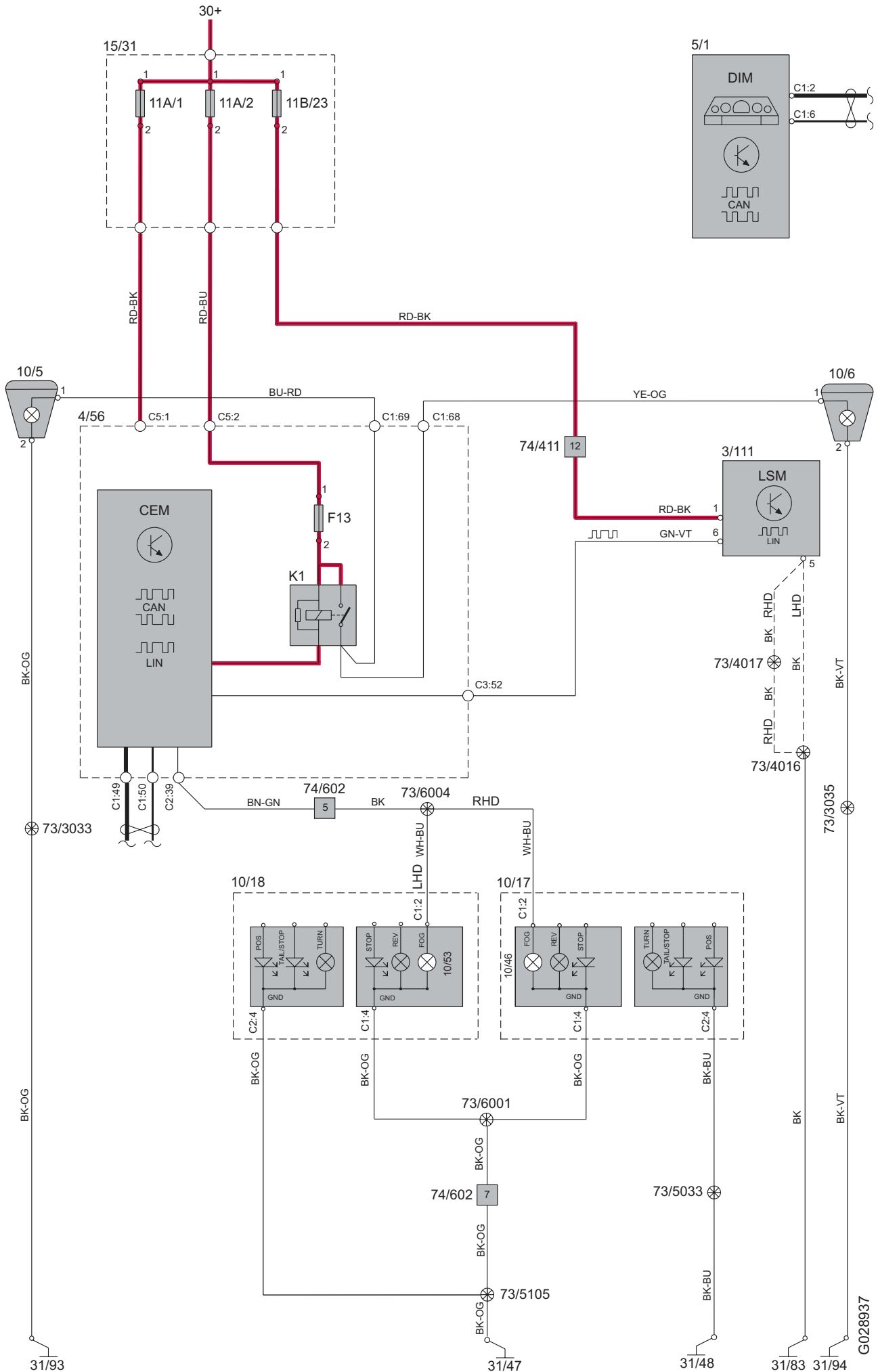


# Group 35 Lighting

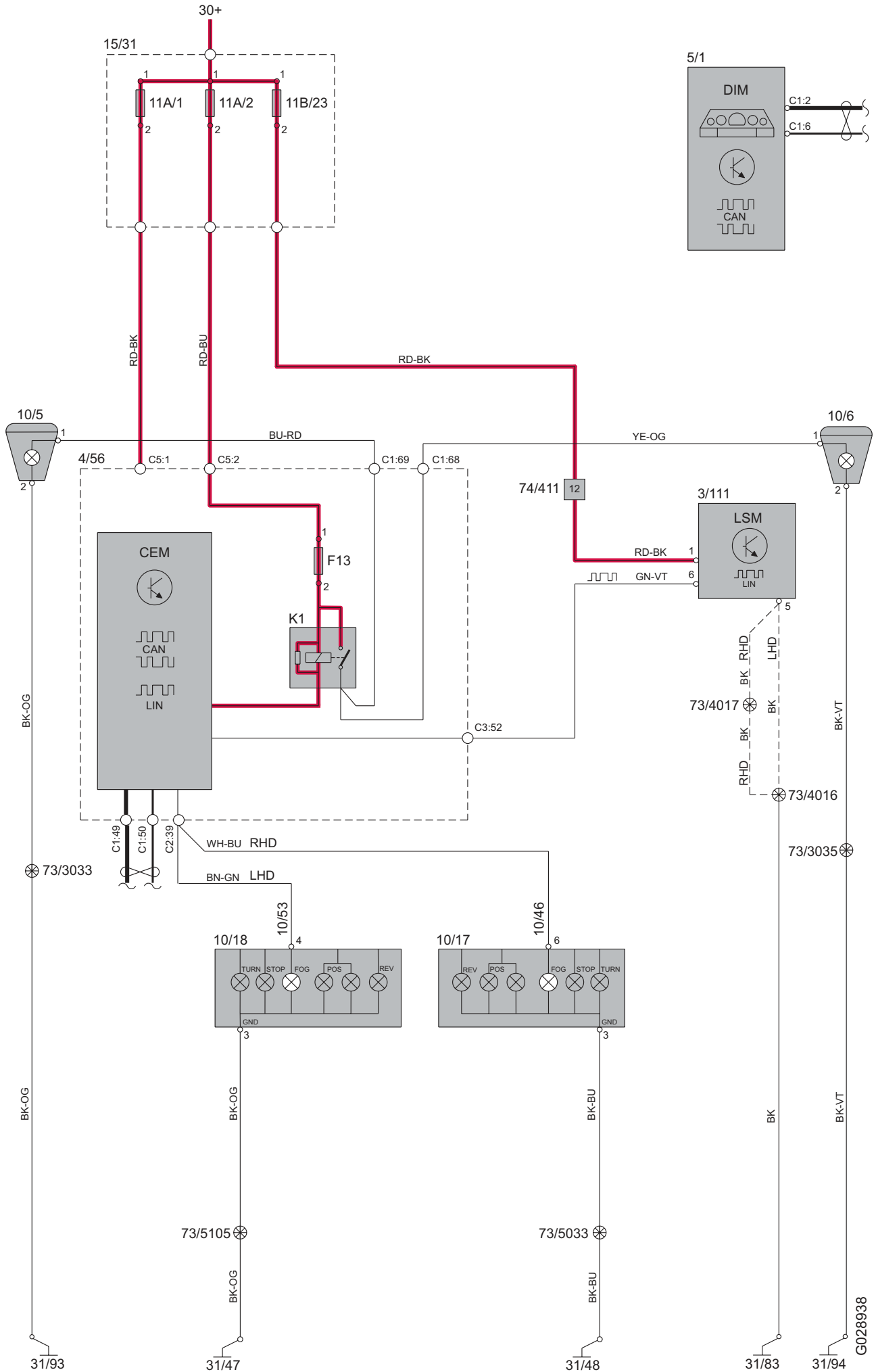
## Running-/ Parking light, Tail lights (Dual Xenon) S80



# Group 35 Lighting Fog lights V70

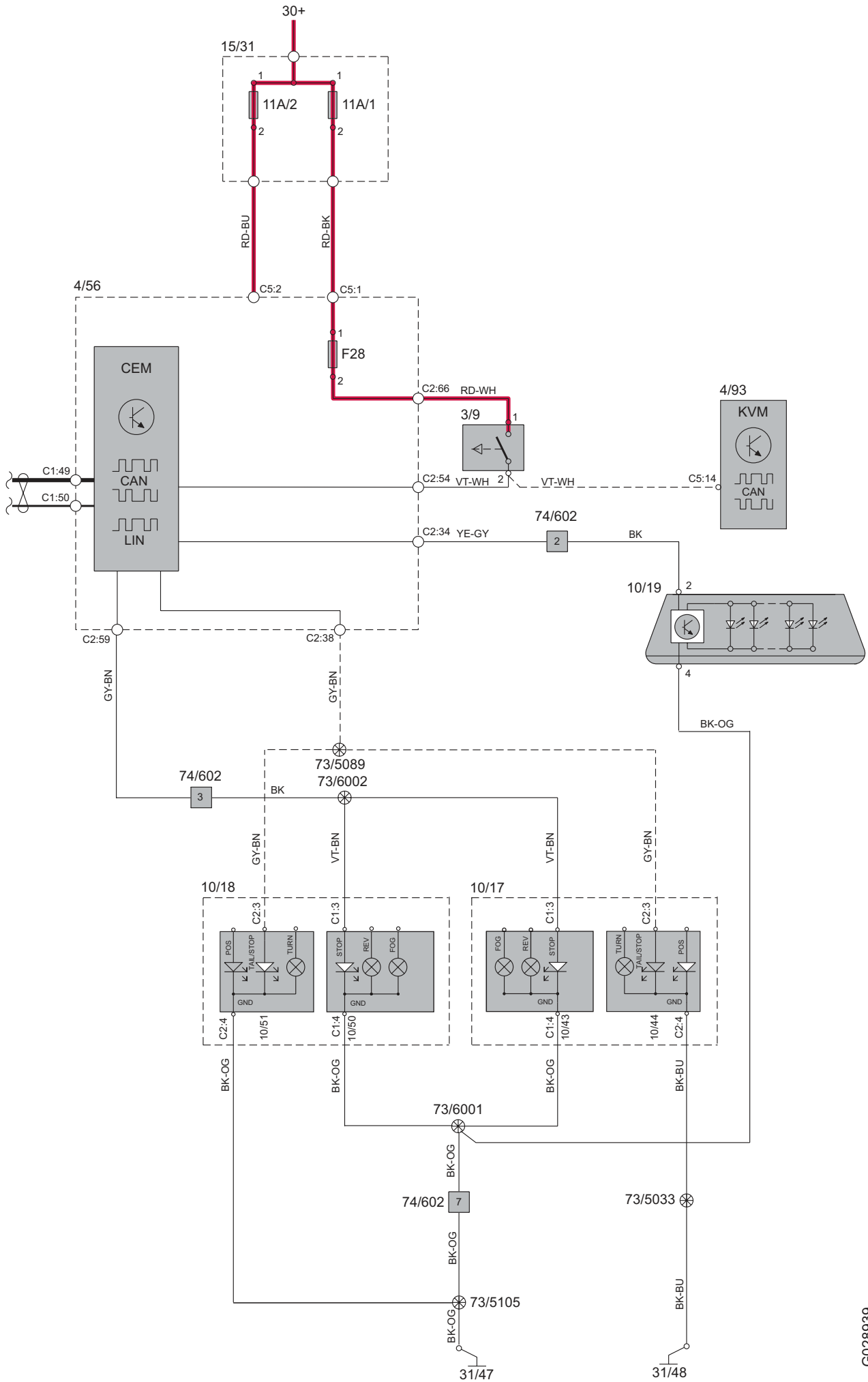


# Group 35 Lighting Fog lights S80



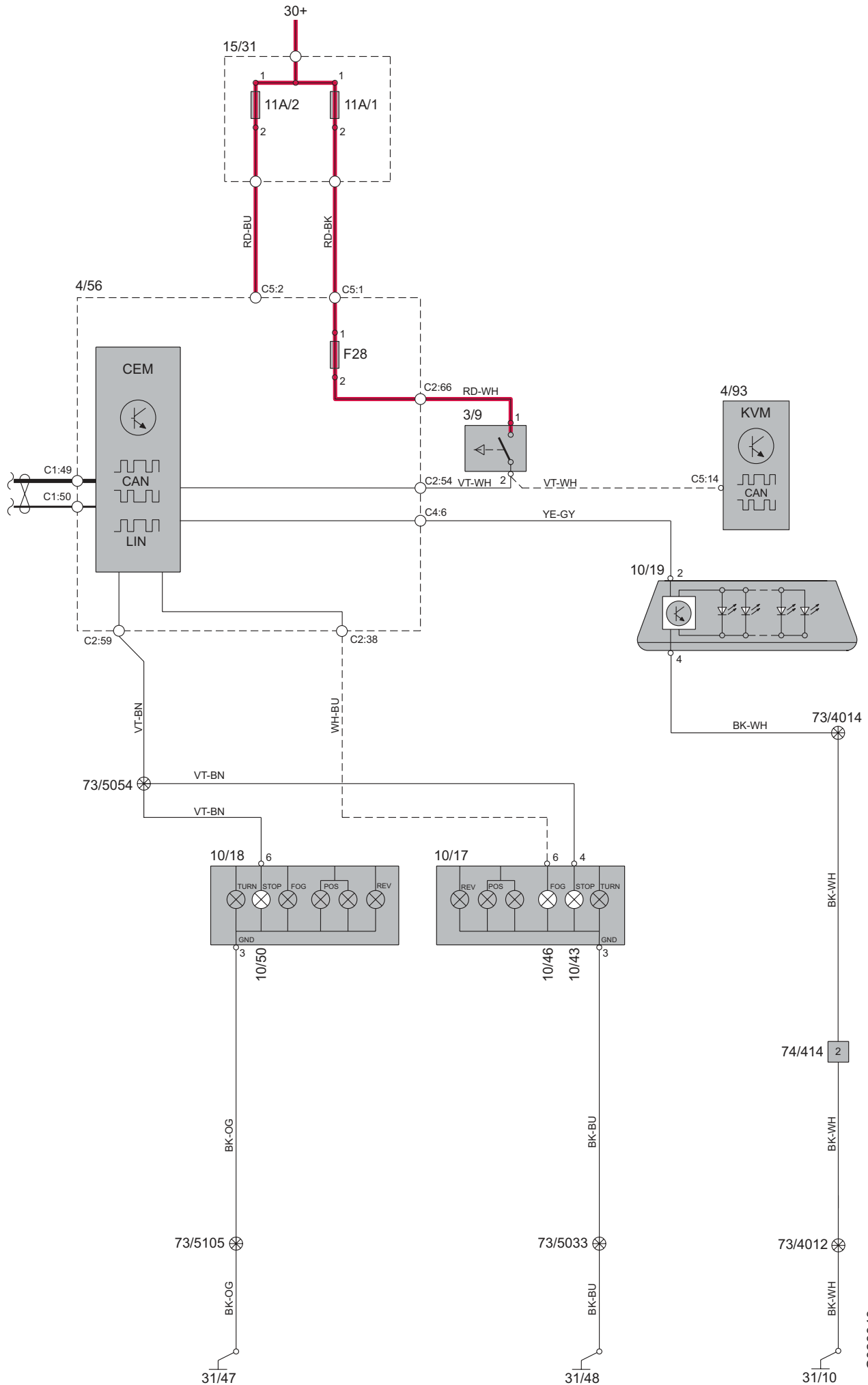


# Group 35 Lighting Brake light V70



G028939

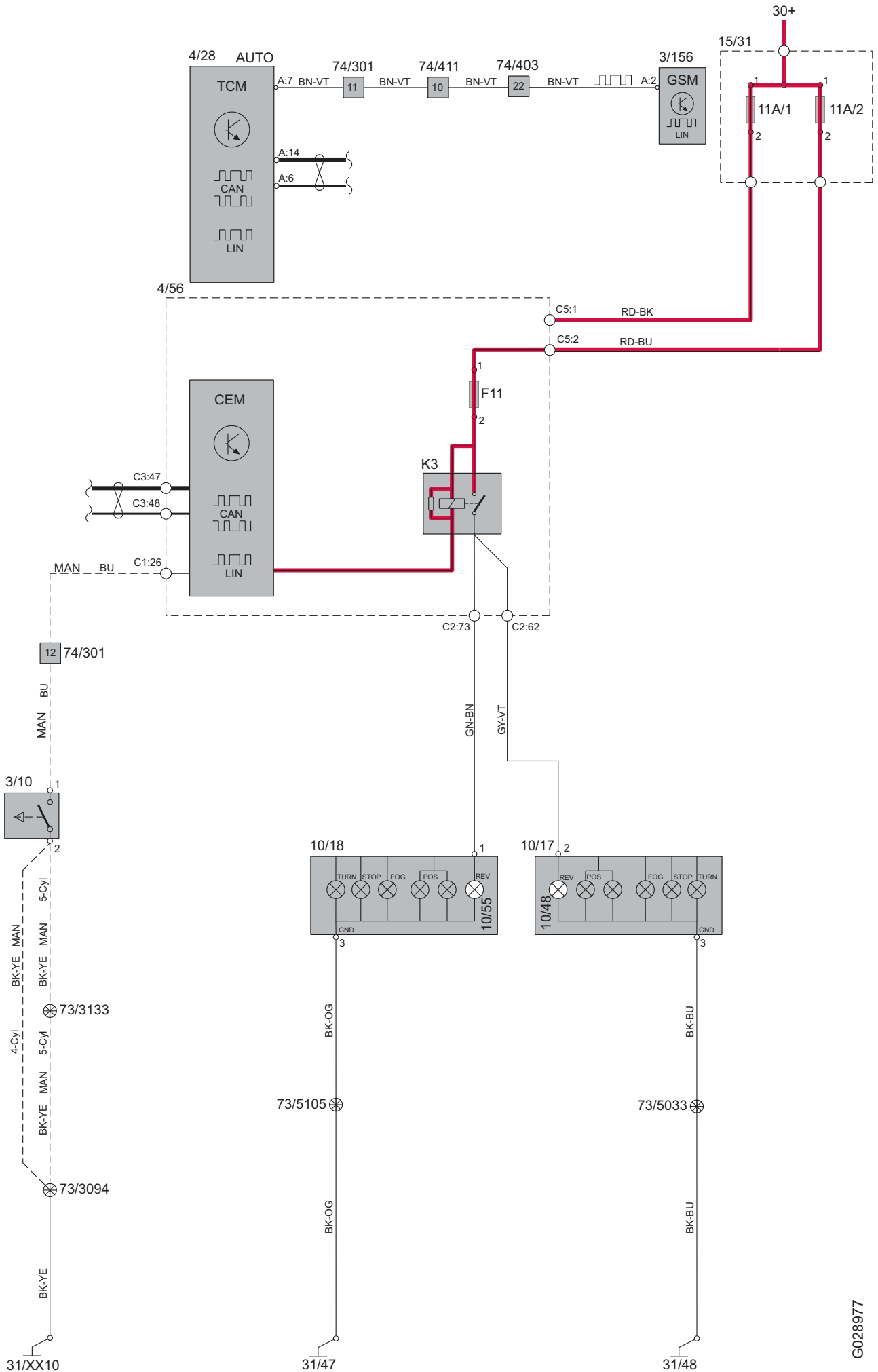
# Group 35 Lighting Brake light S80



G028943

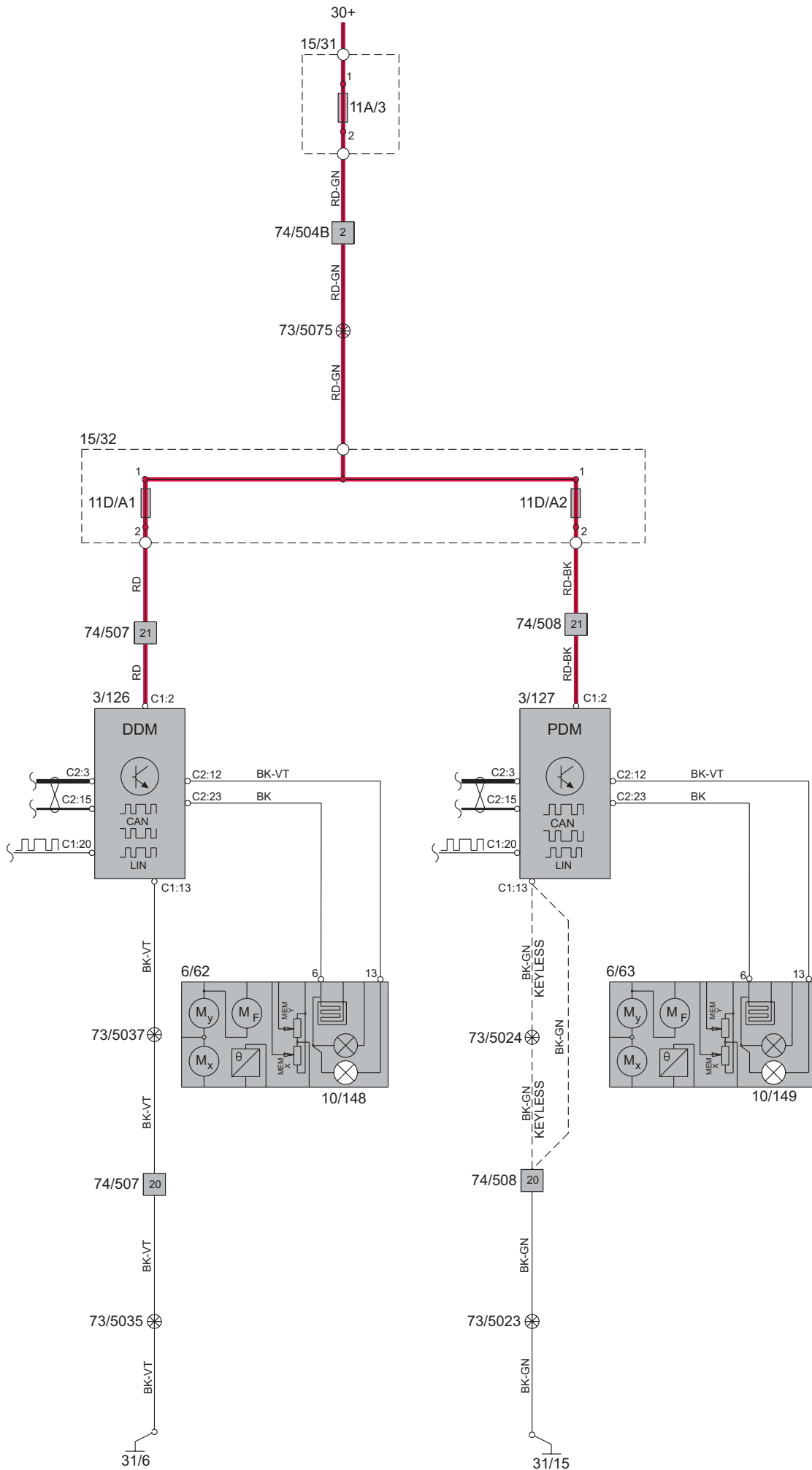


# Group 35 Lighting Reversing lights S80



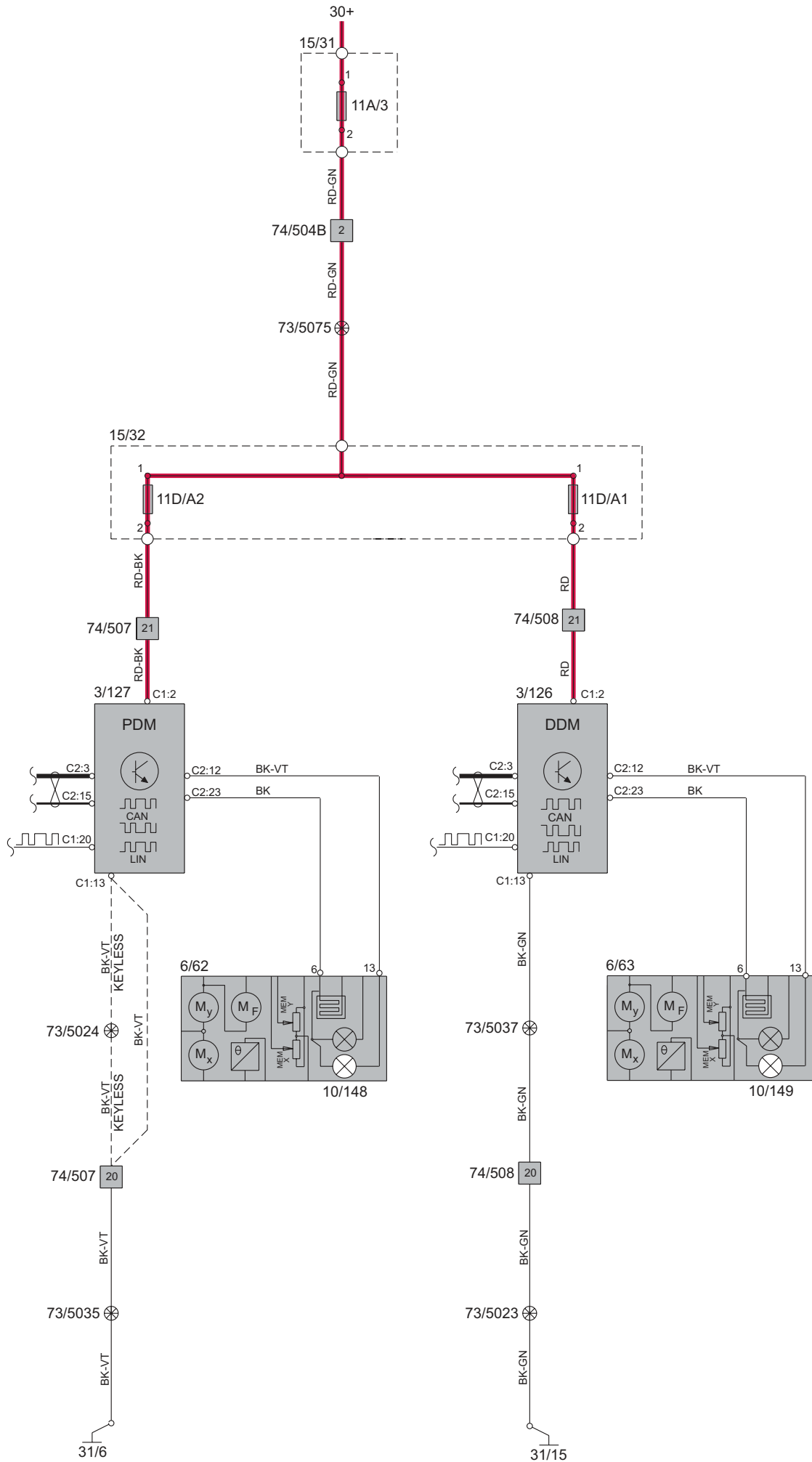
# Group 35 Lighting

## Follow-me-home lighting, LHD



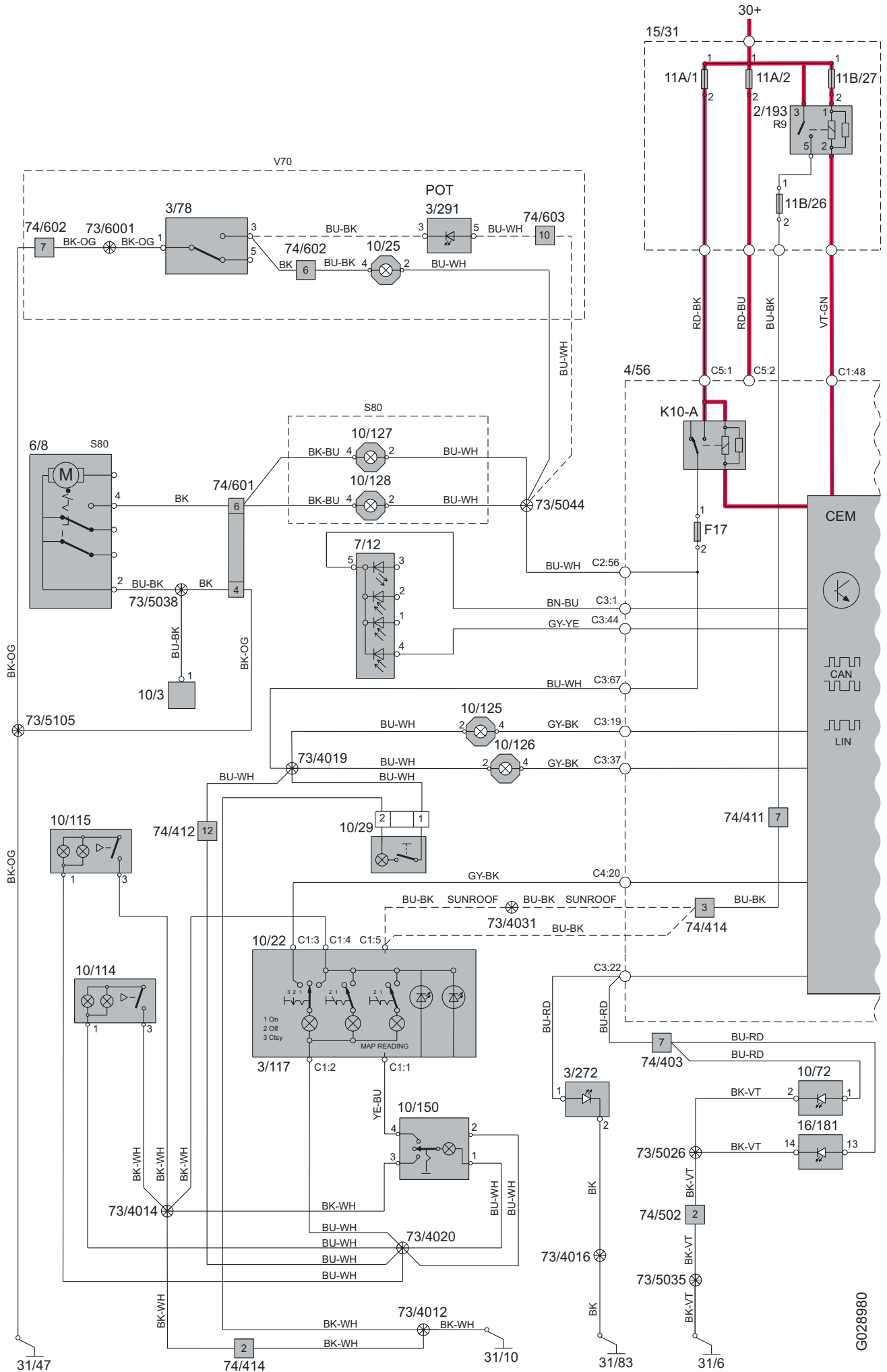
# Group 35 Lighting

## Follow-me-home lighting, RHD



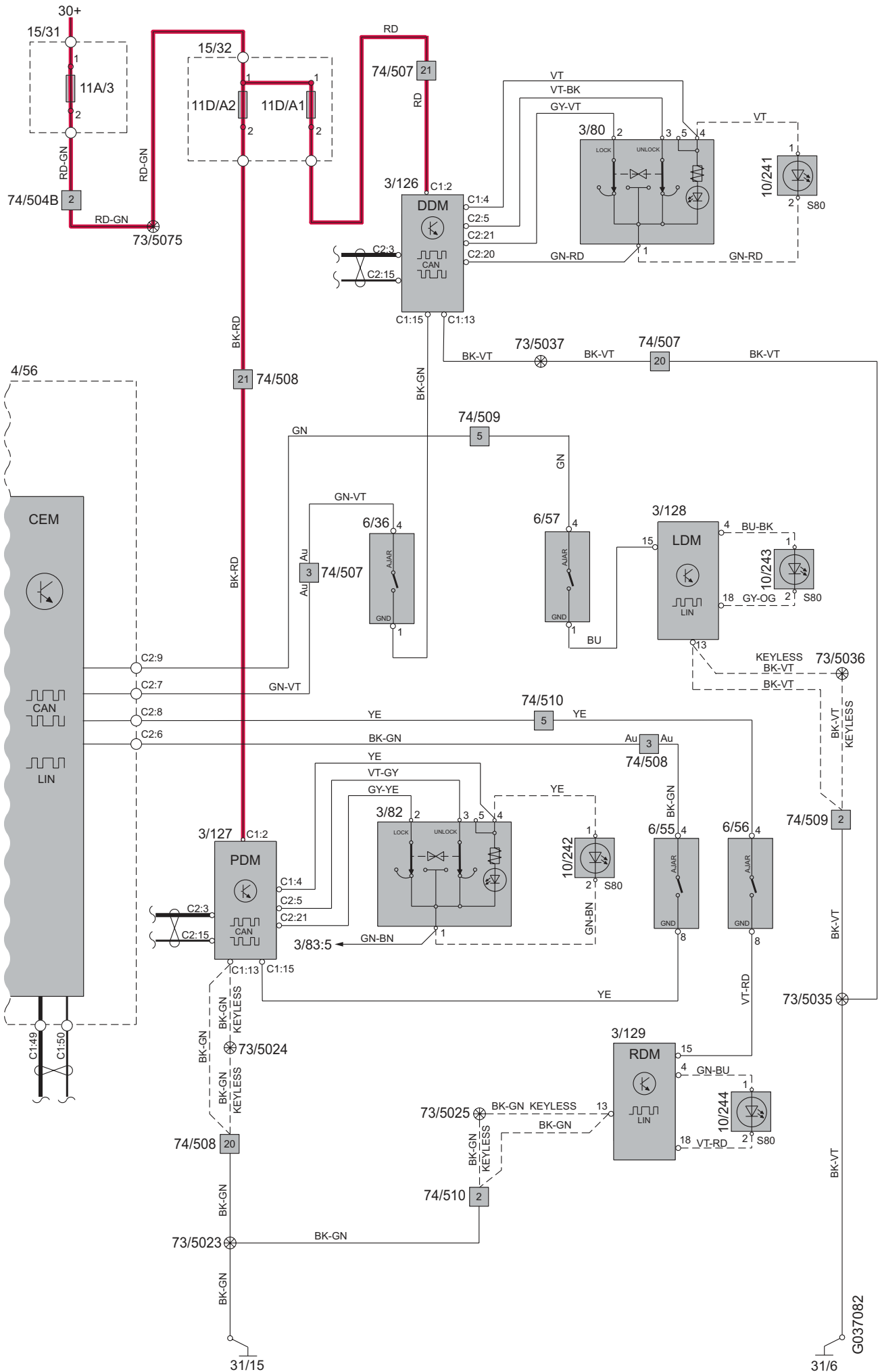
# Group 35 Lighting

## Interior lighting, LHD 1:2



# Group 35 Lighting

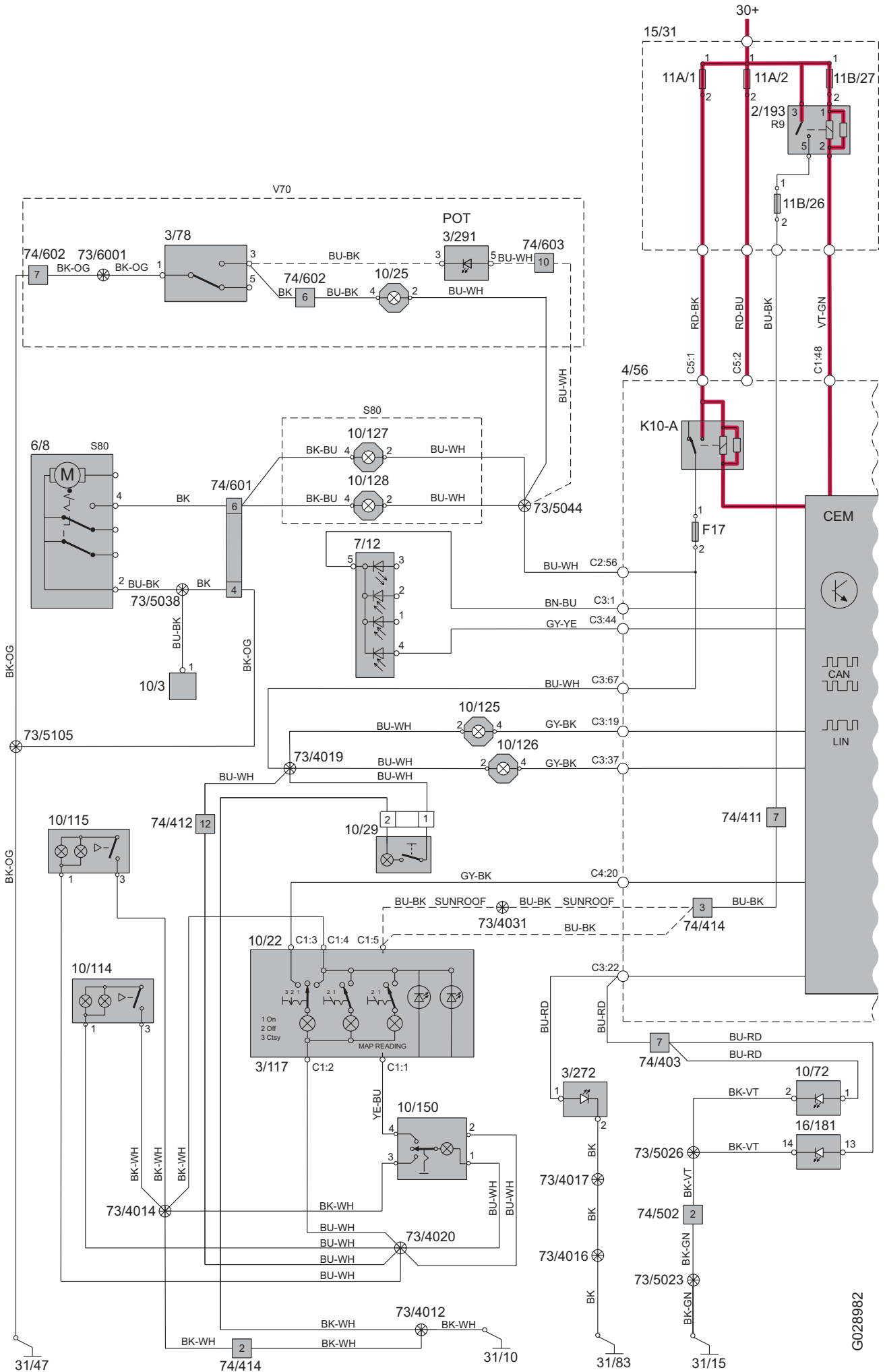
## Interior lighting, LHD 2:2





# Group 35 Lighting

## Interior lighting, RHD 1:2

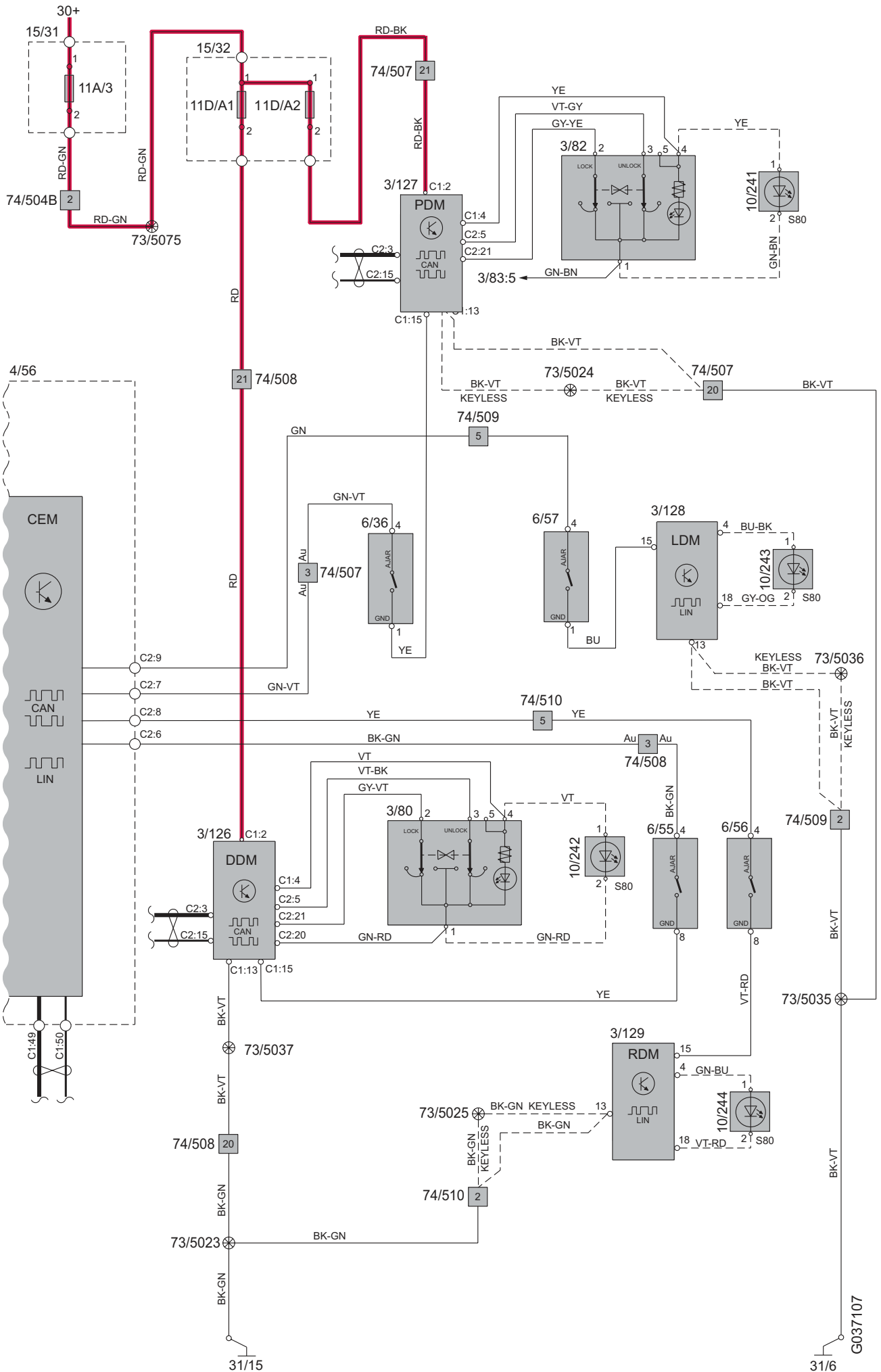


TP 39152201 V70(08-), XC70(08-) & S80(07-) 2010

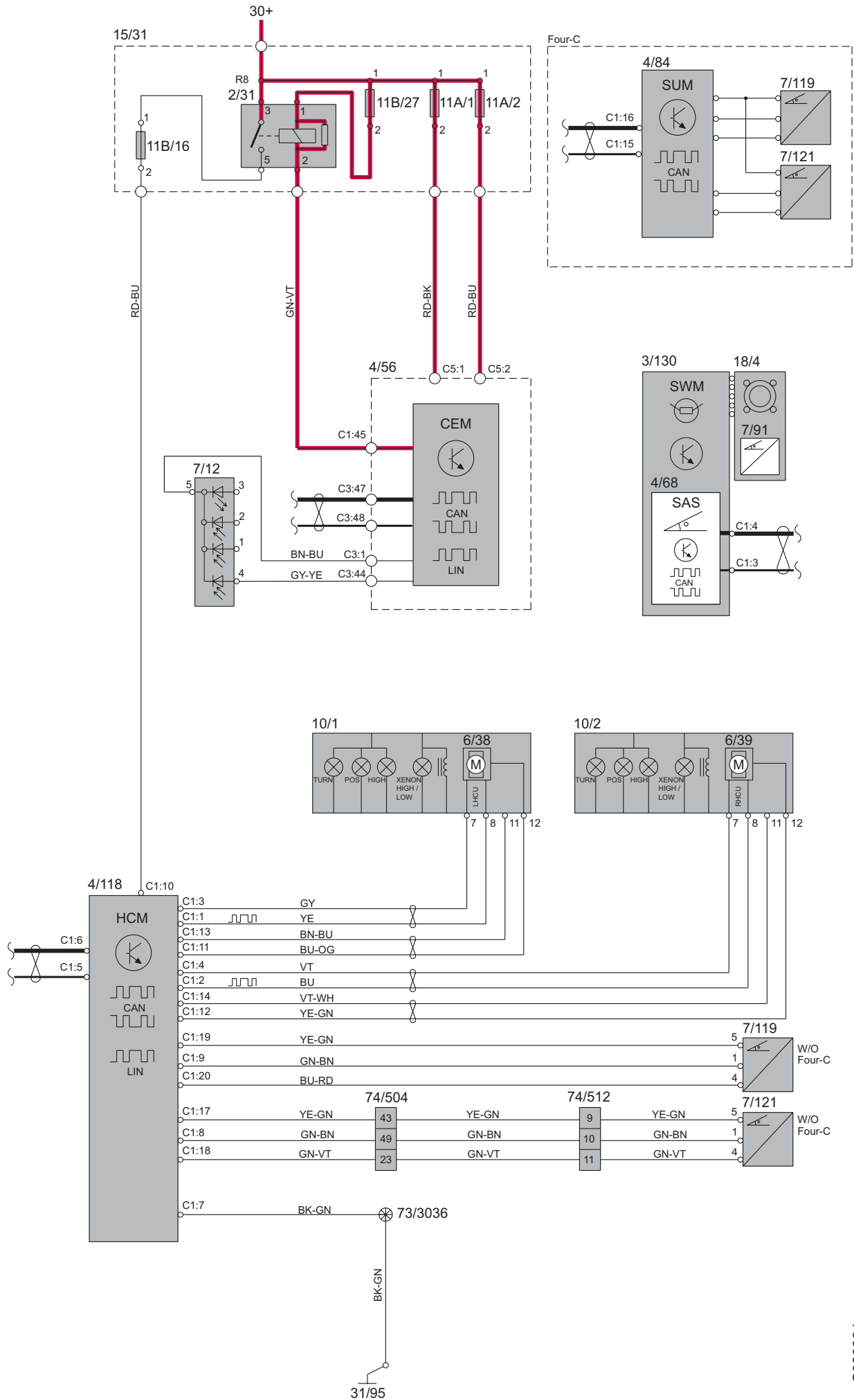
G028982

# Group 35 Lighting

## Interior lighting, RHD 2:2

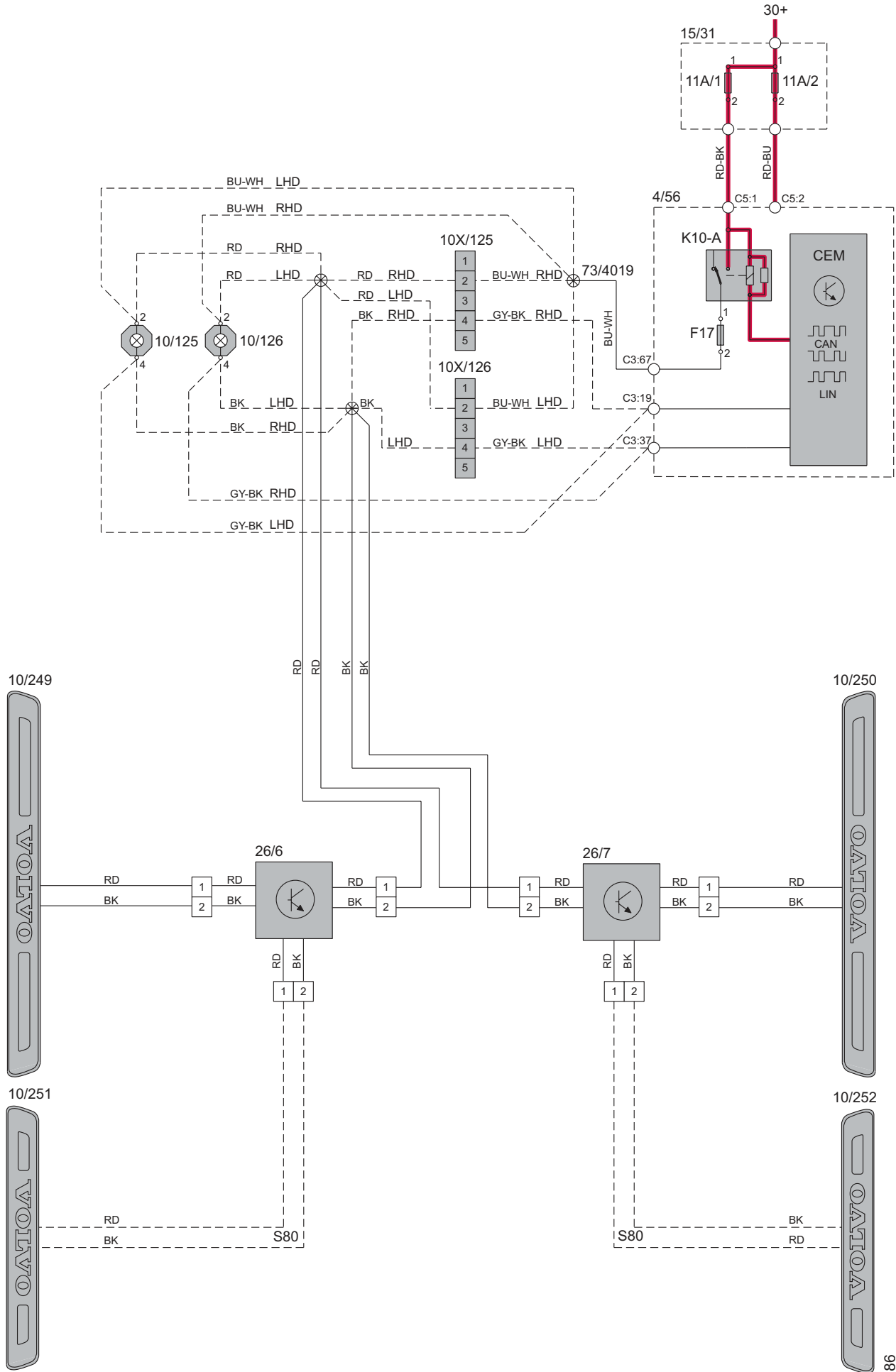


# Group 35 Lighting Active headlights



# Group 35 Lighting, Accessories

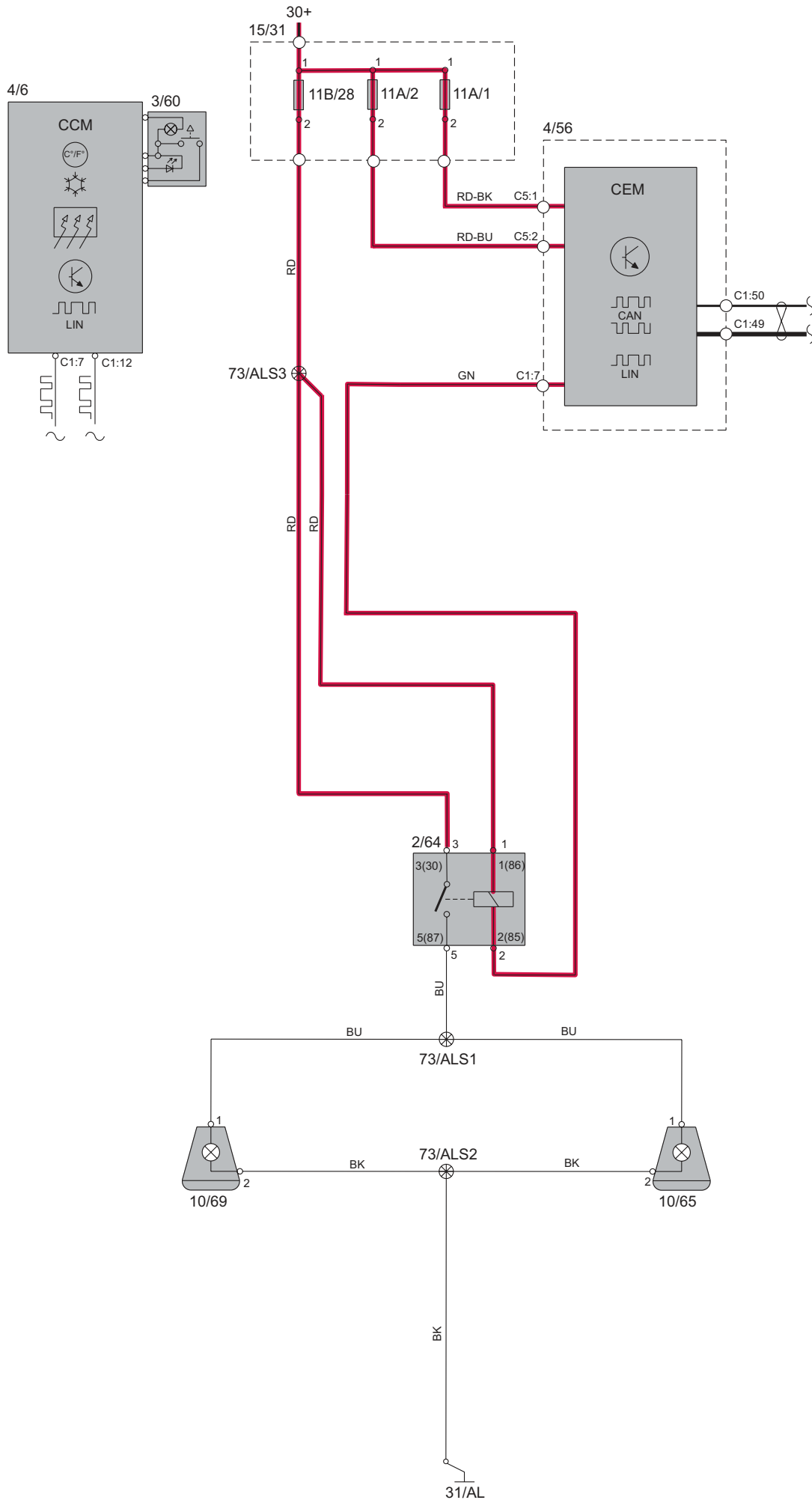
## Lighting in sill moldings



G028986

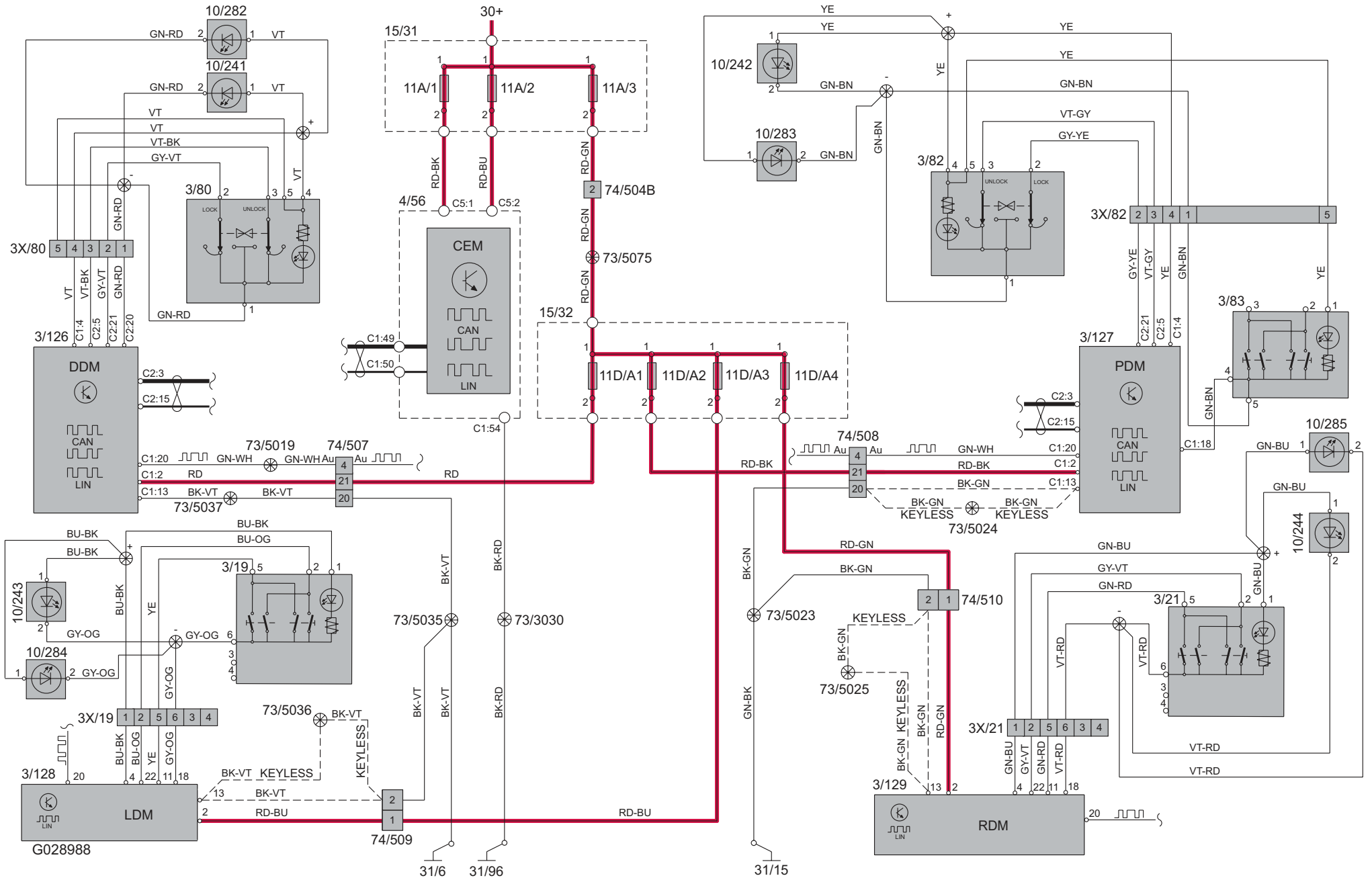
# Group 35 Lighting, Accessories

## Auxiliary lights



# Group 35 Lighting

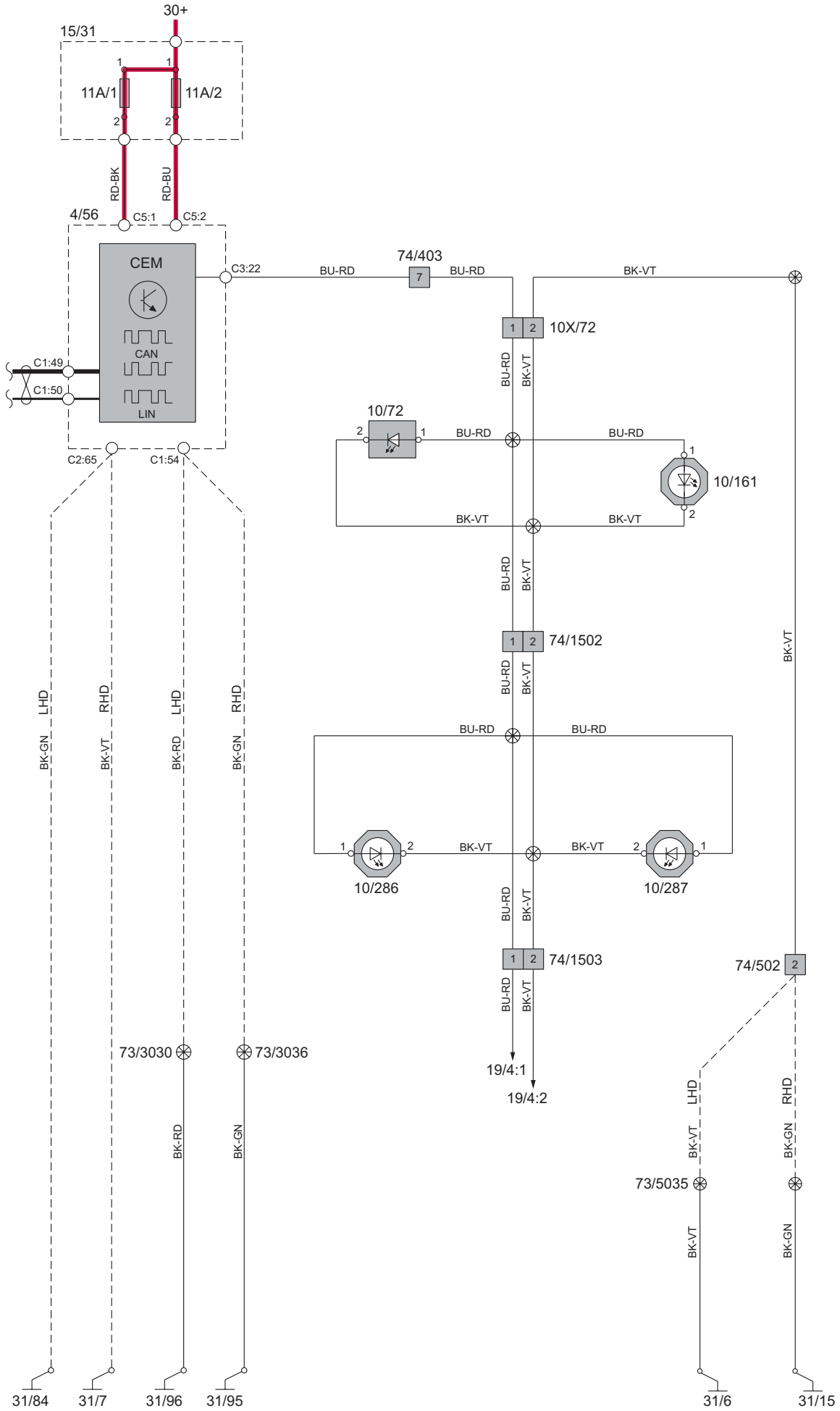
## Lighting in doors LHD





# Group 35 Lighting

## Lighting mug holder and floor



G032440

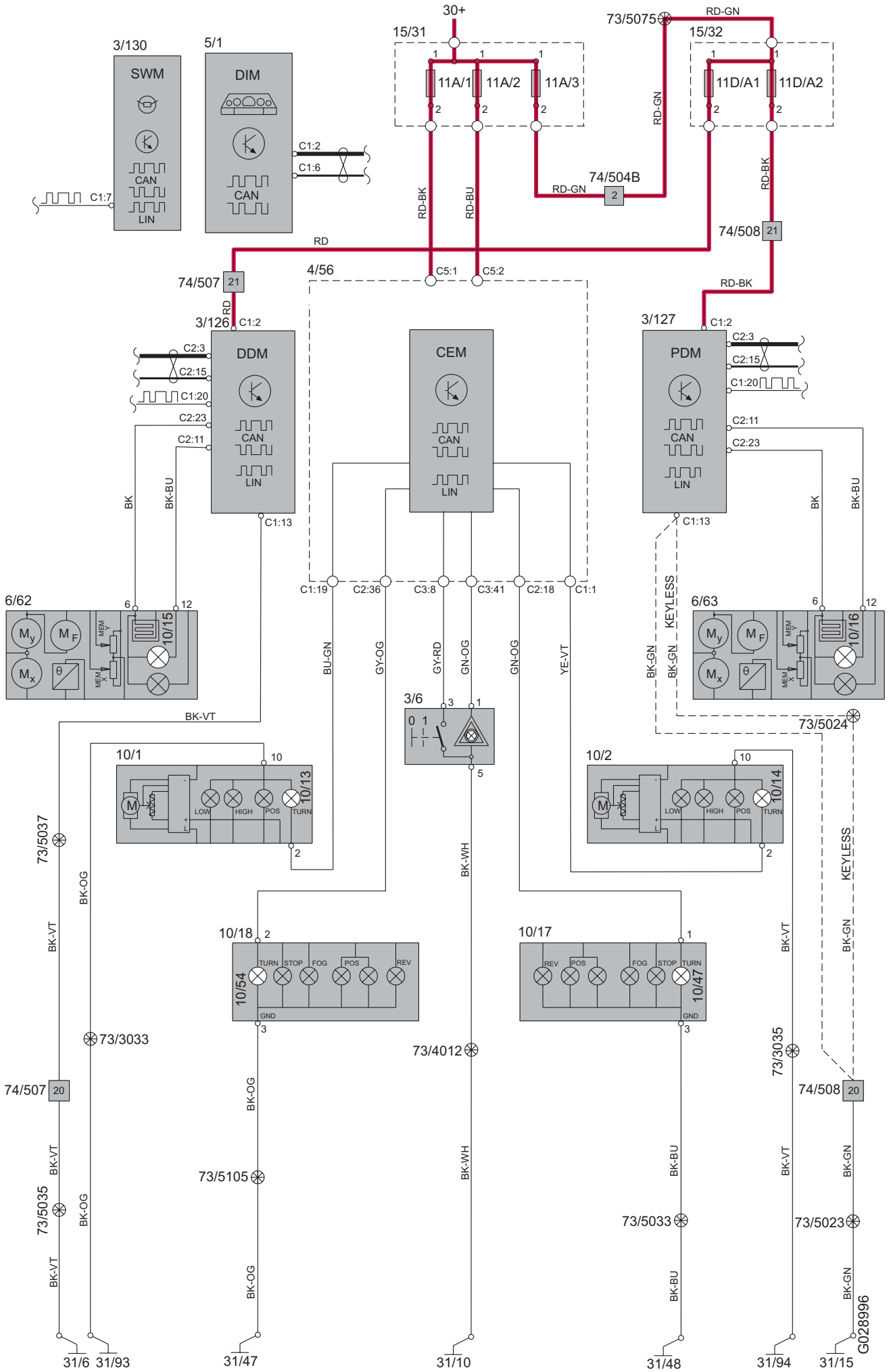






# Group 36 Additional electrical equipment

## Direction indicator and Hazard warning flashers LHD S80

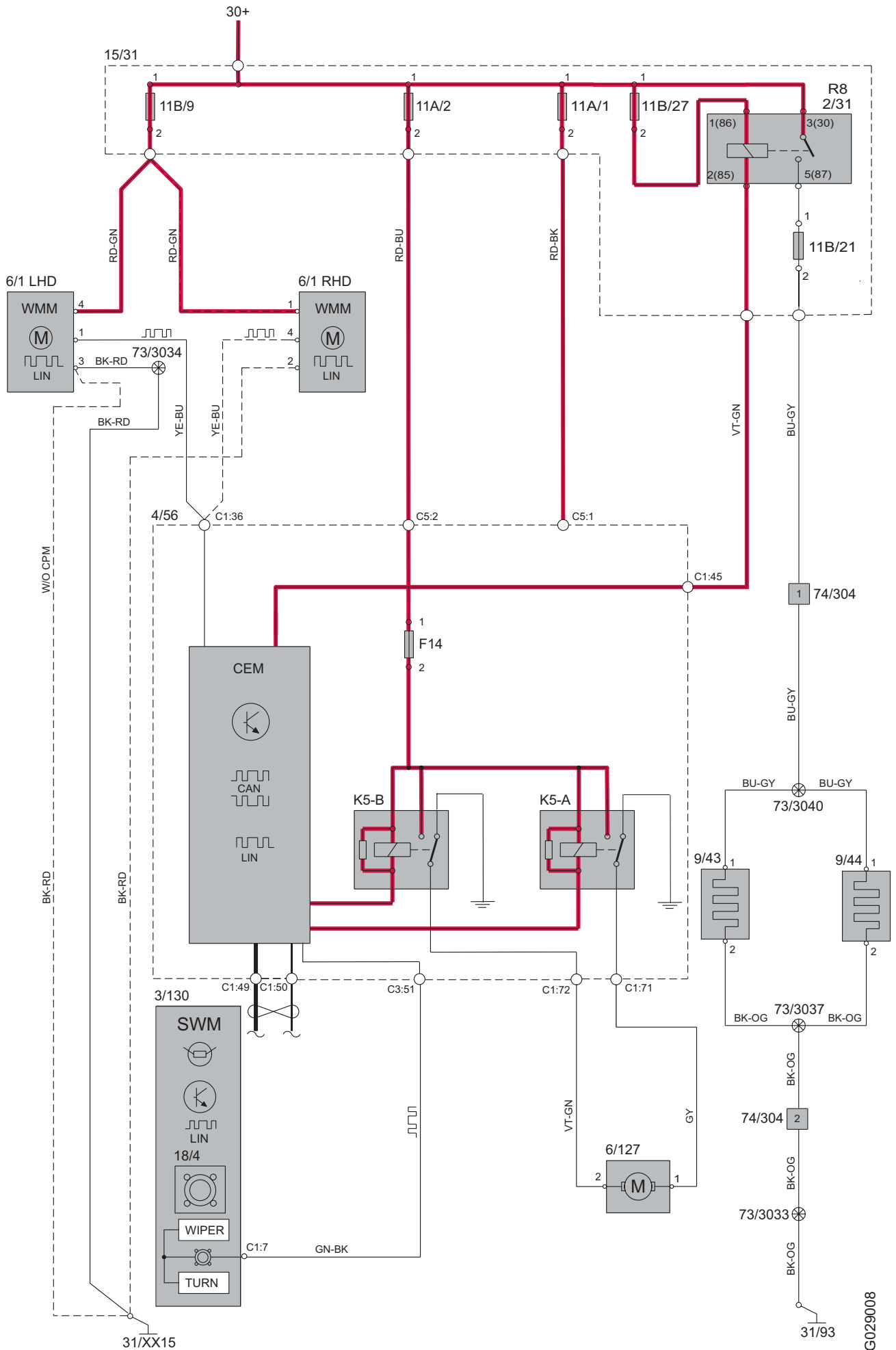






# Group 36 Additional electrical equipment

## Windshield wiper/washer

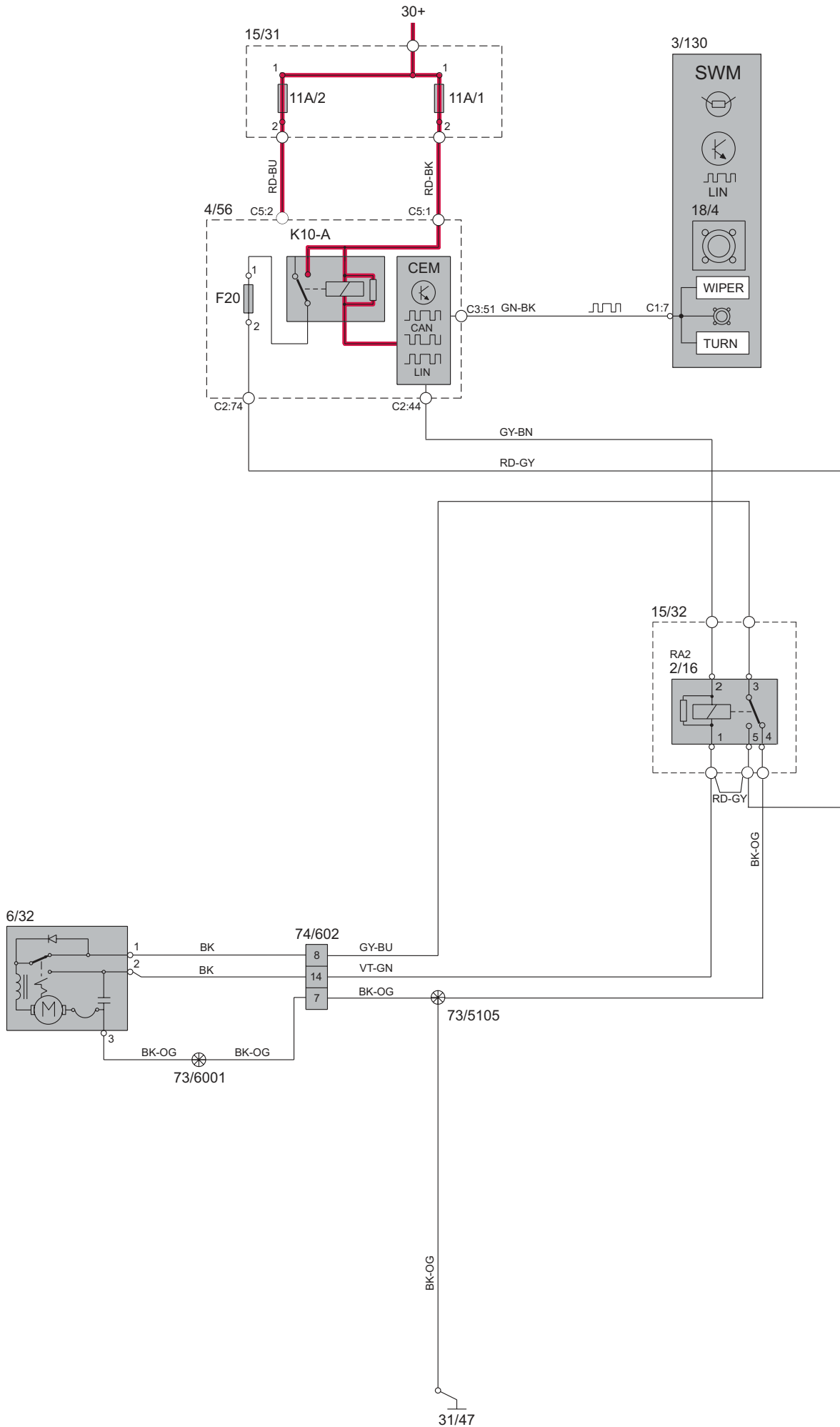


G029008



# Group 36 Additional electrical equipment

## Wiper/washer rear window

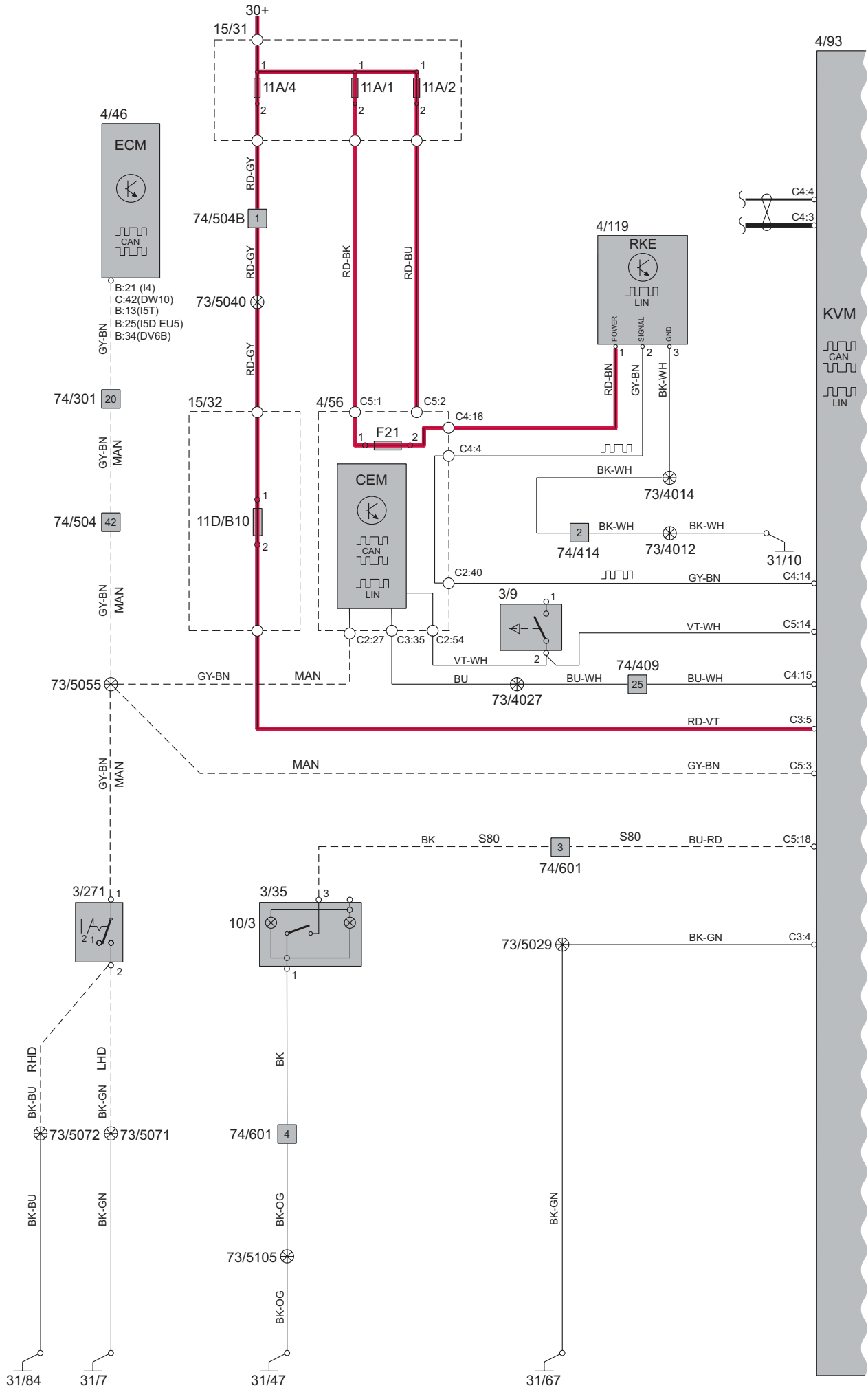






# Group 36 Additional electrical equipment

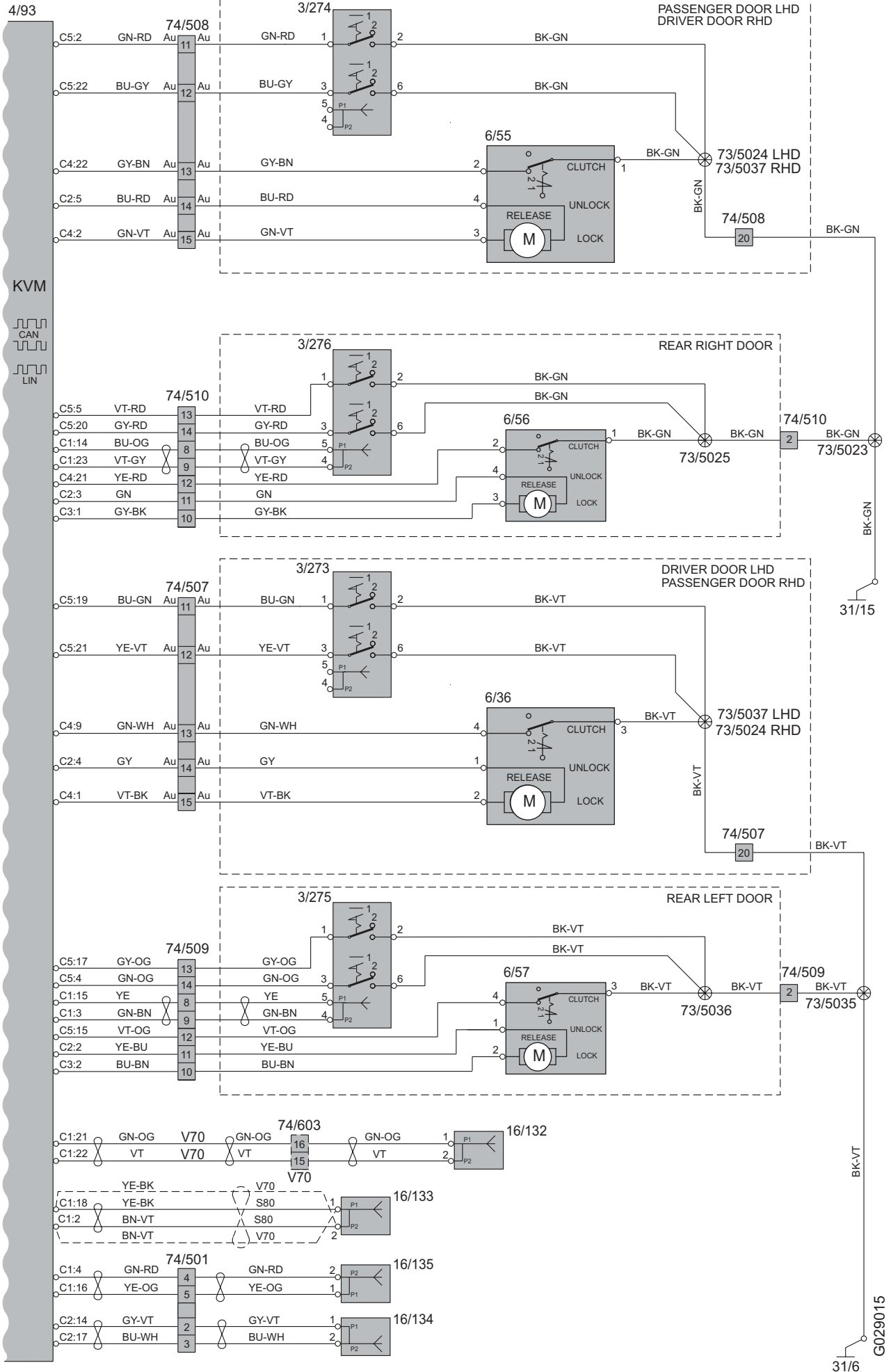
## Keyless vehicle 1:2



G036584

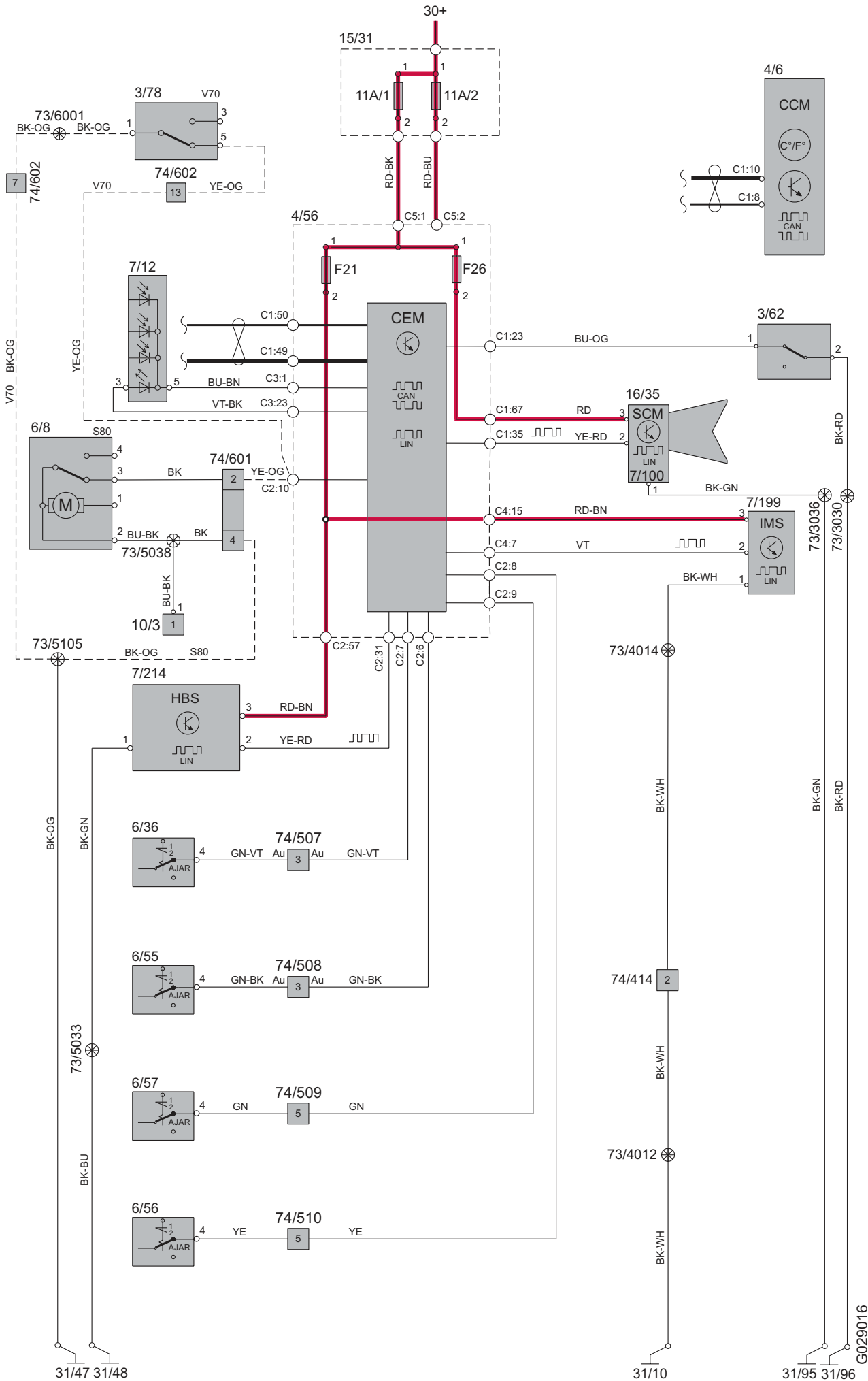
# Group 36 Additional electrical equipment

## Keyless vehicle 2:2



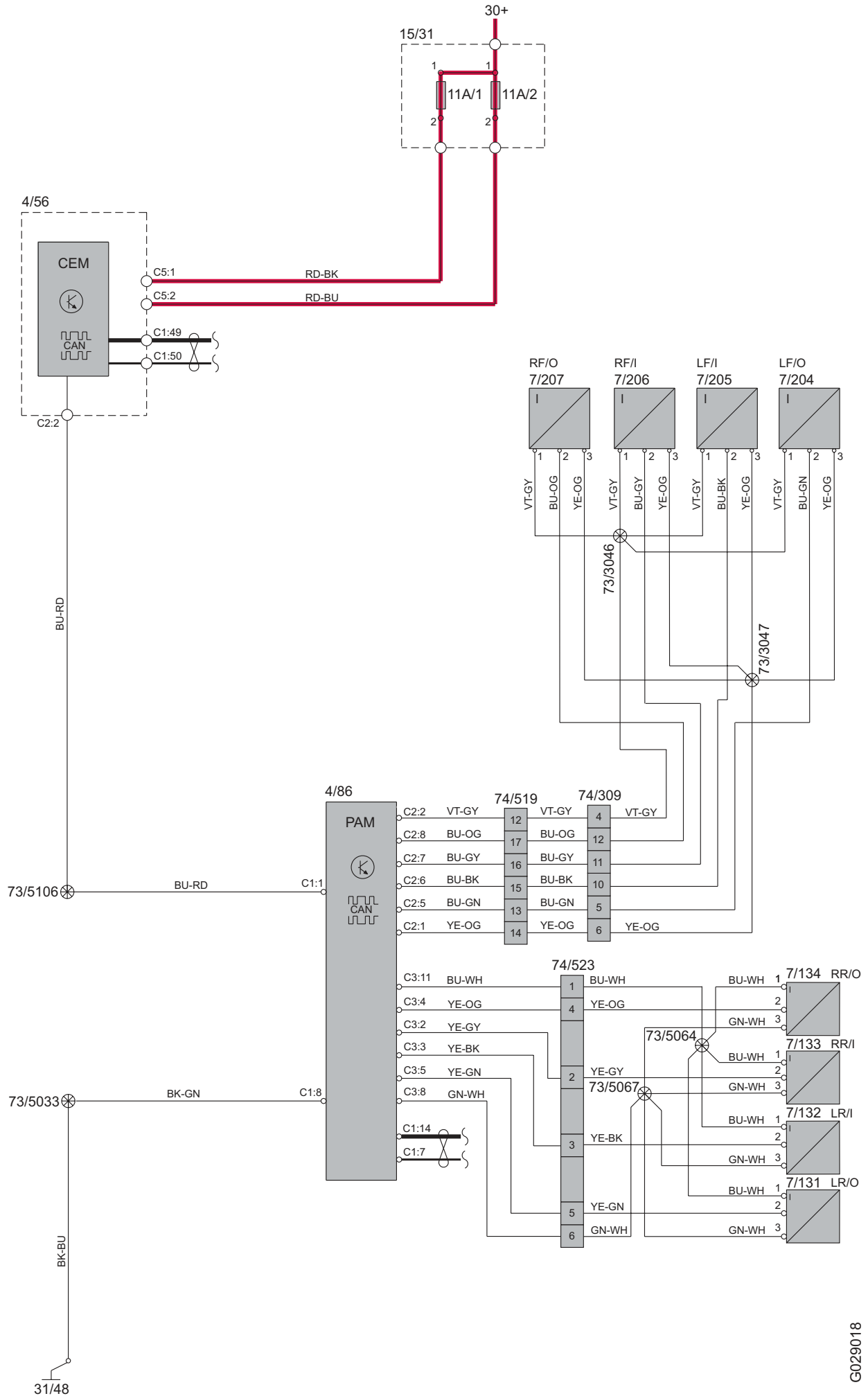
# Group 36 Additional electrical equipment

## Anti-theft alarm



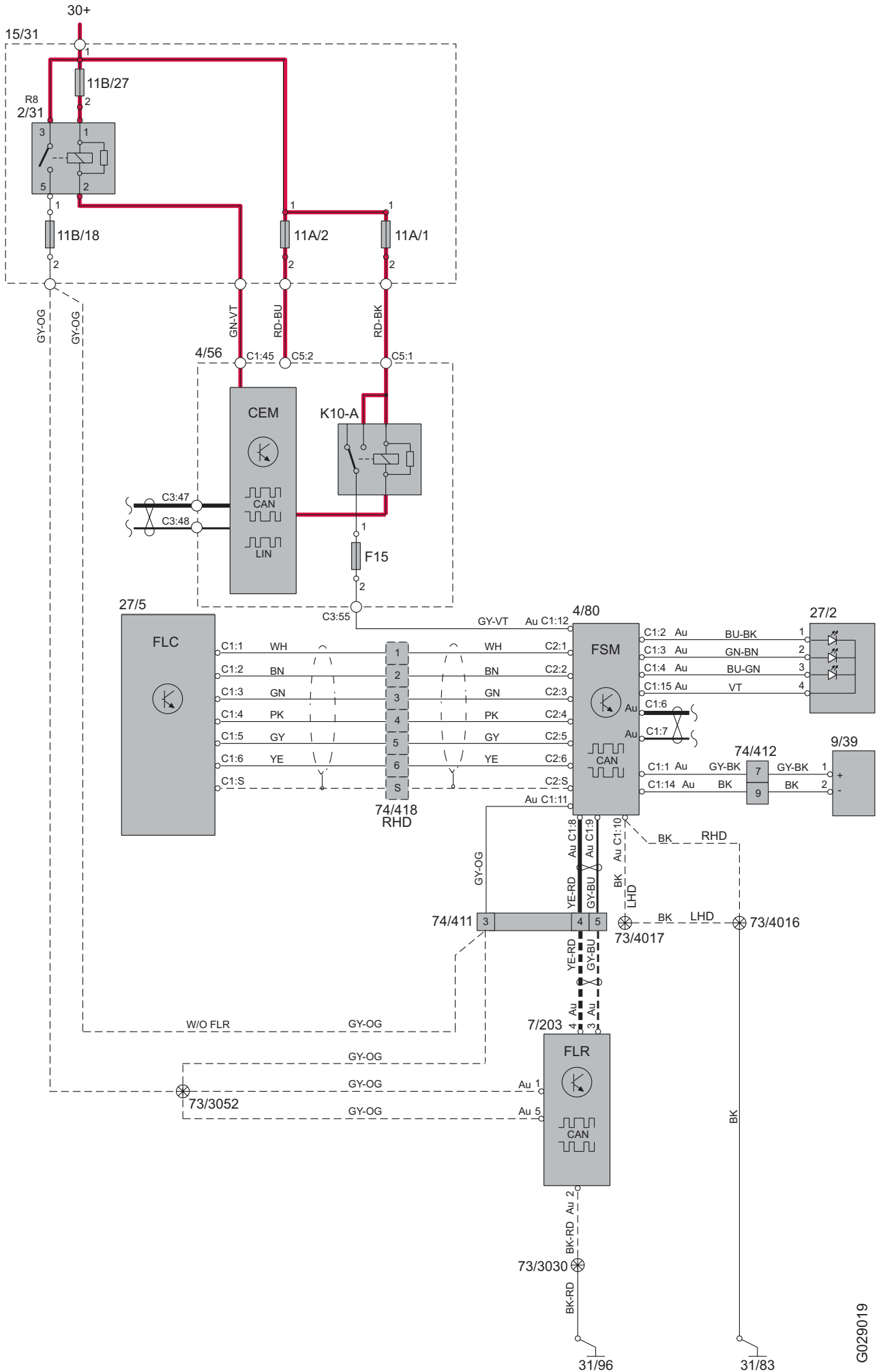
# Group 36 Additional electrical equipment

## Parking assistance



G029018

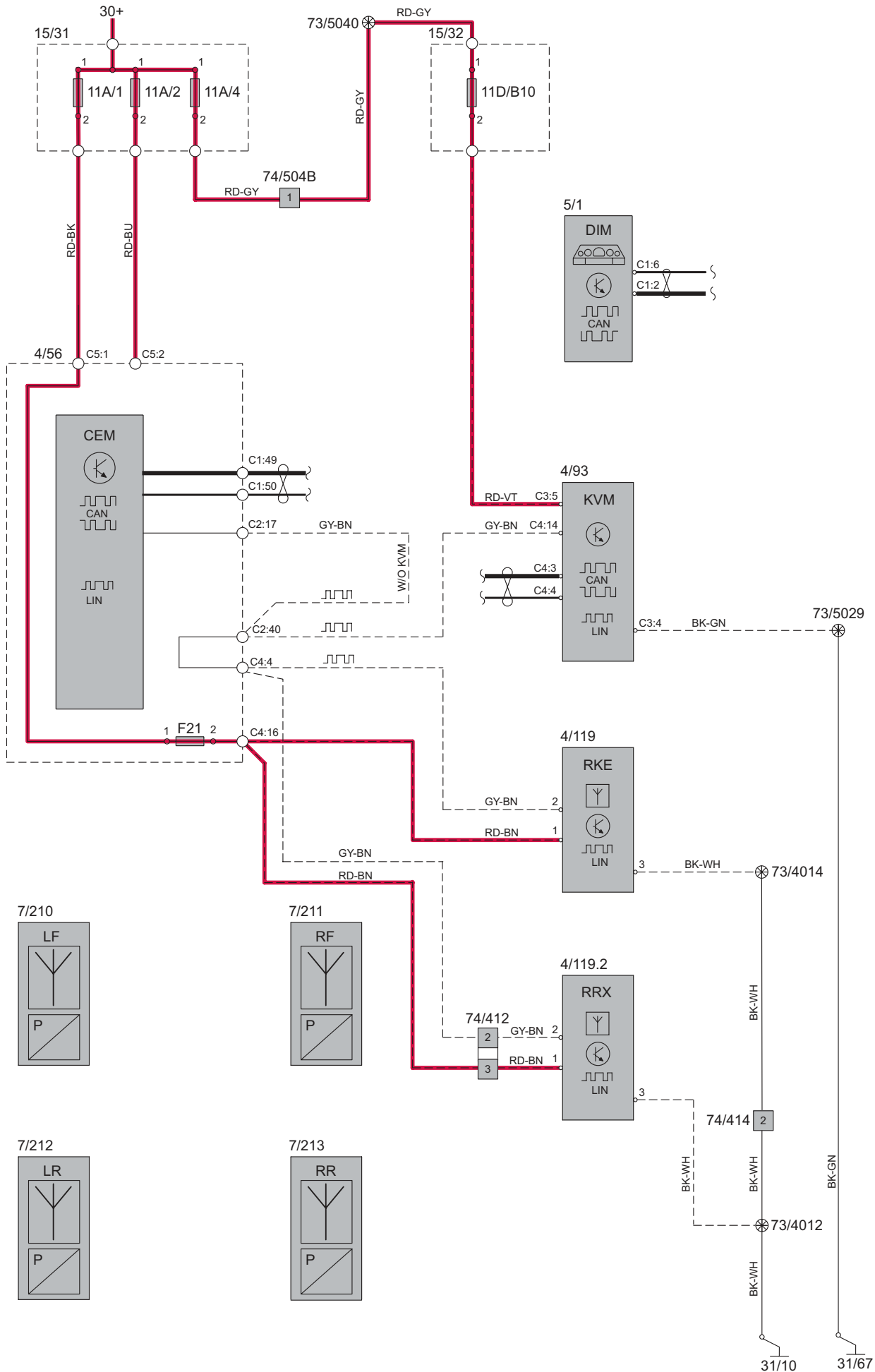
# Group 36 Additional electrical equipment Collision warning with brake servo



G029019

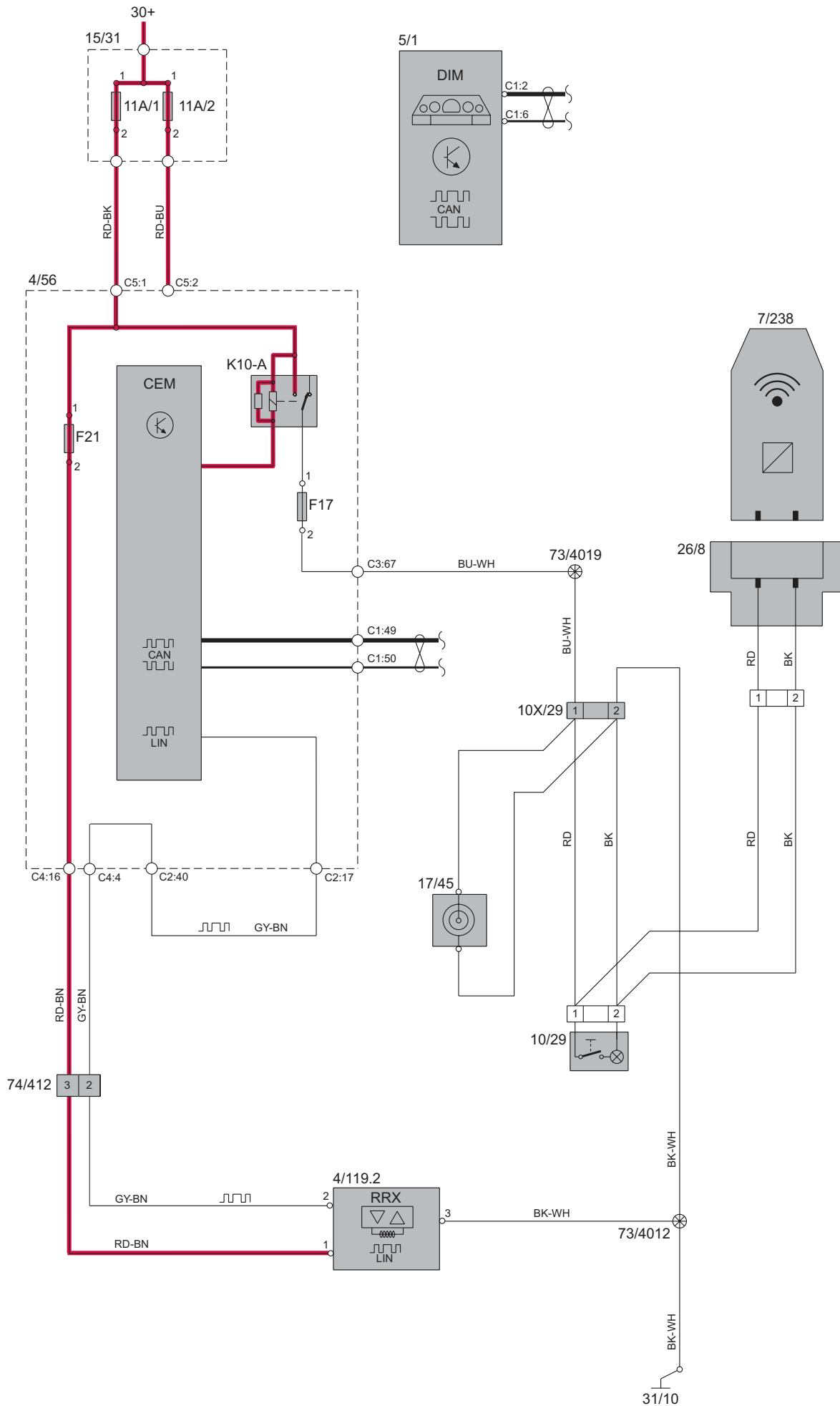
# Group 36 Additional electrical equipment

## Tire pressure warning (TPMS)



G029020

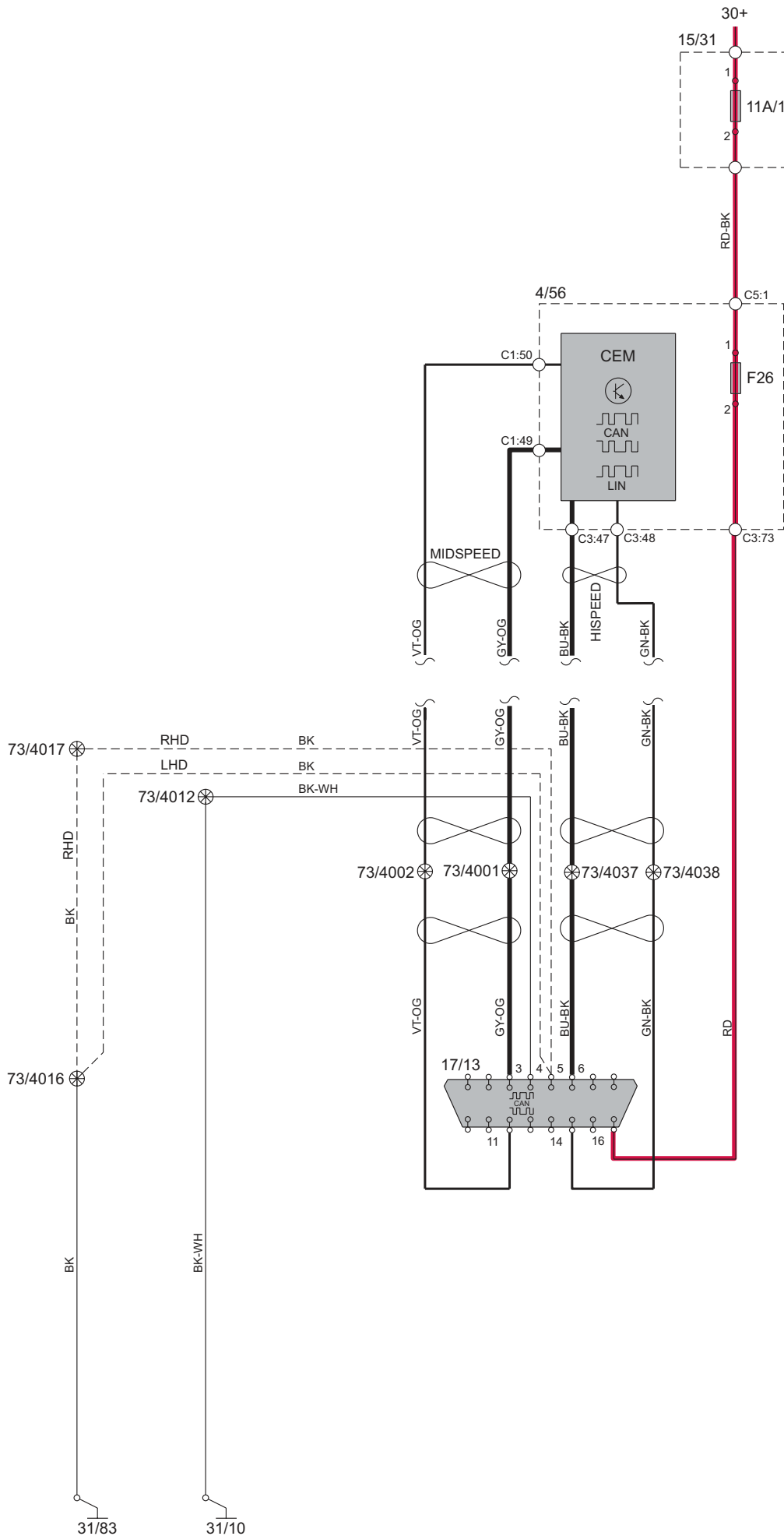
# Group 36 Additional electrical equipment, Accessories Alcolock





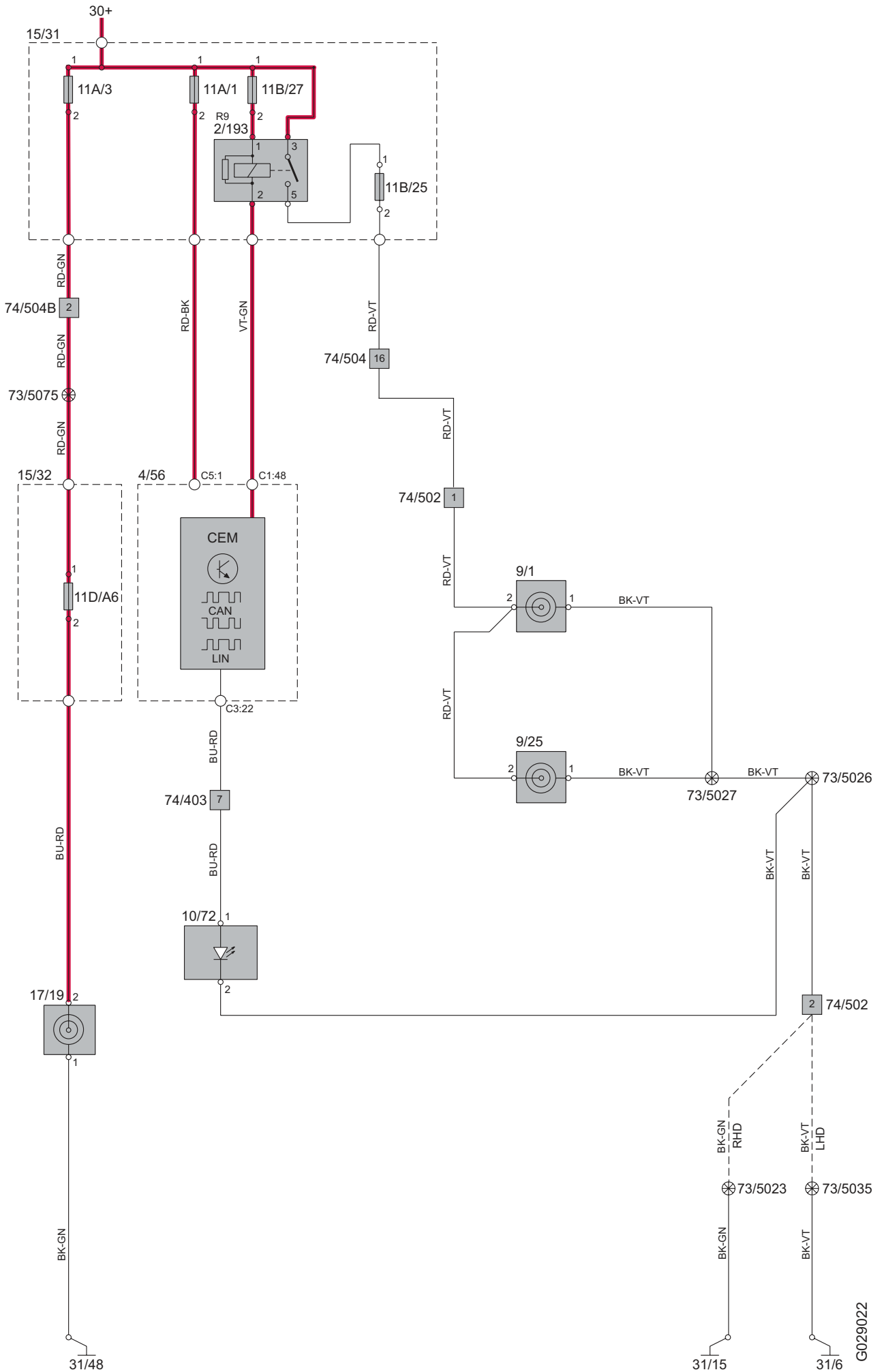
# Group 37 Wiring and fuses

## Diagnostics system



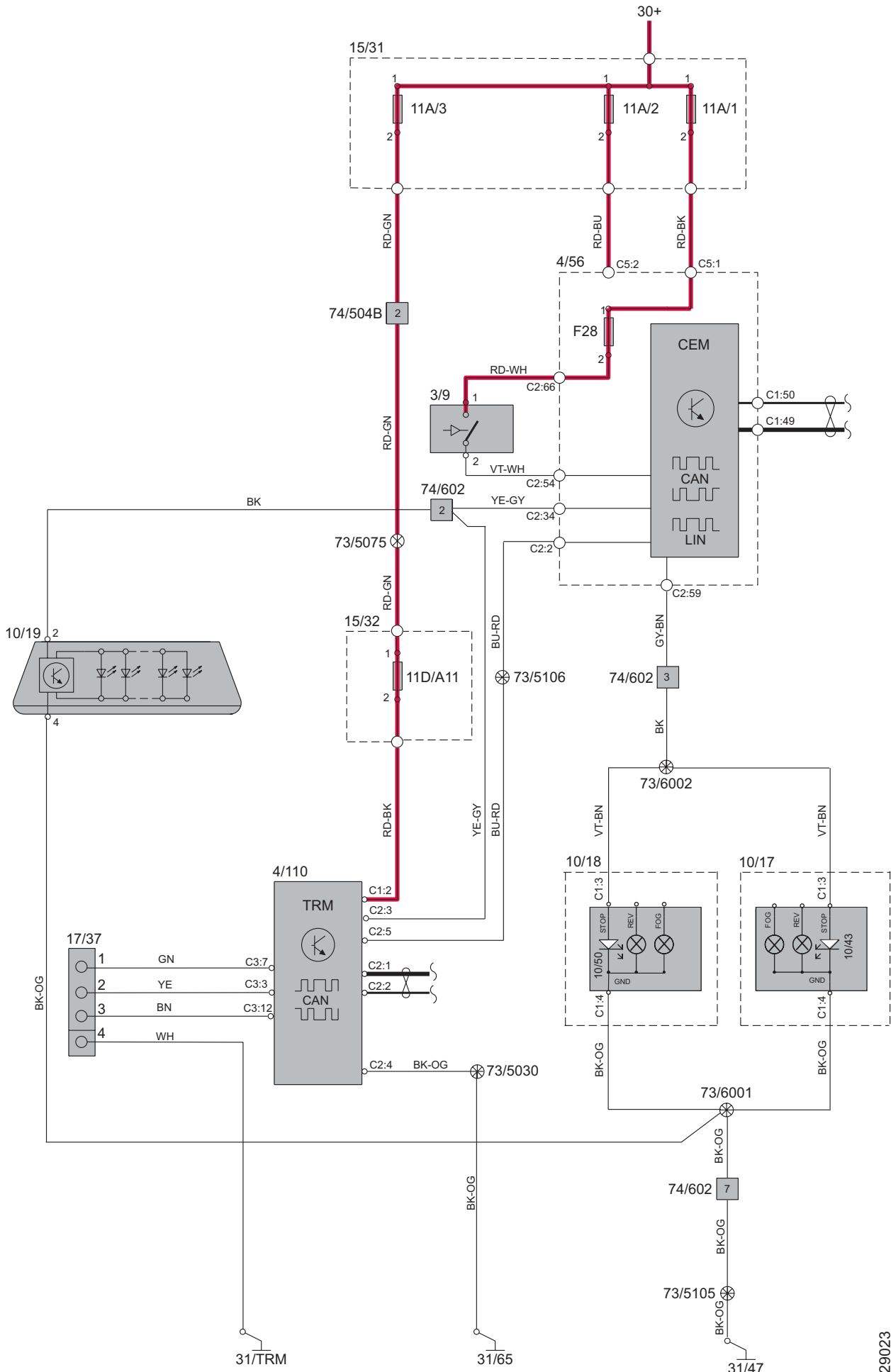
# Group 37 Wiring and fuses

## 12V outlet



# Group 37 Wiring and fuses, Accessories

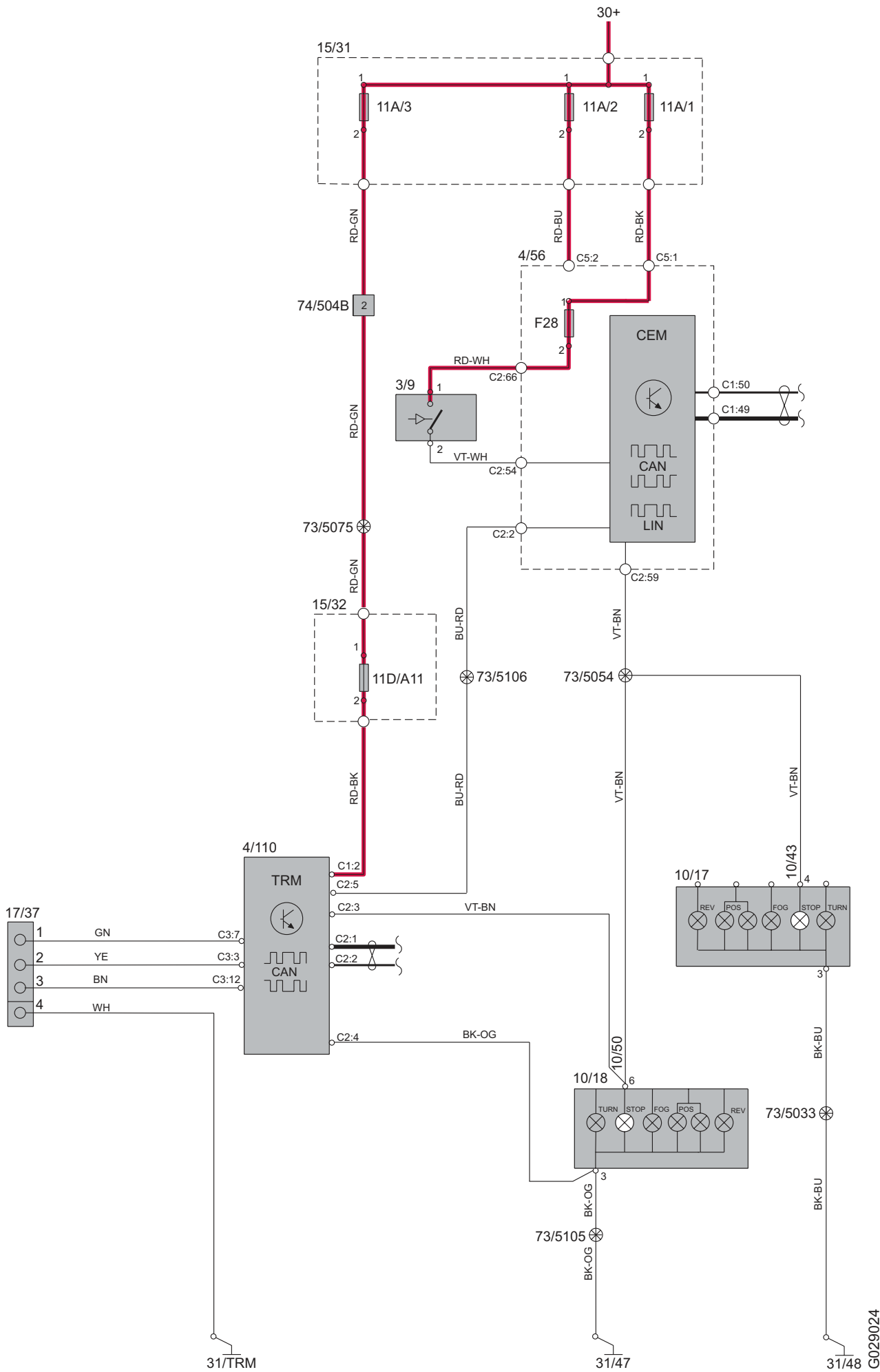
## Tow hitch cable harness, 4-pin V70



G029023

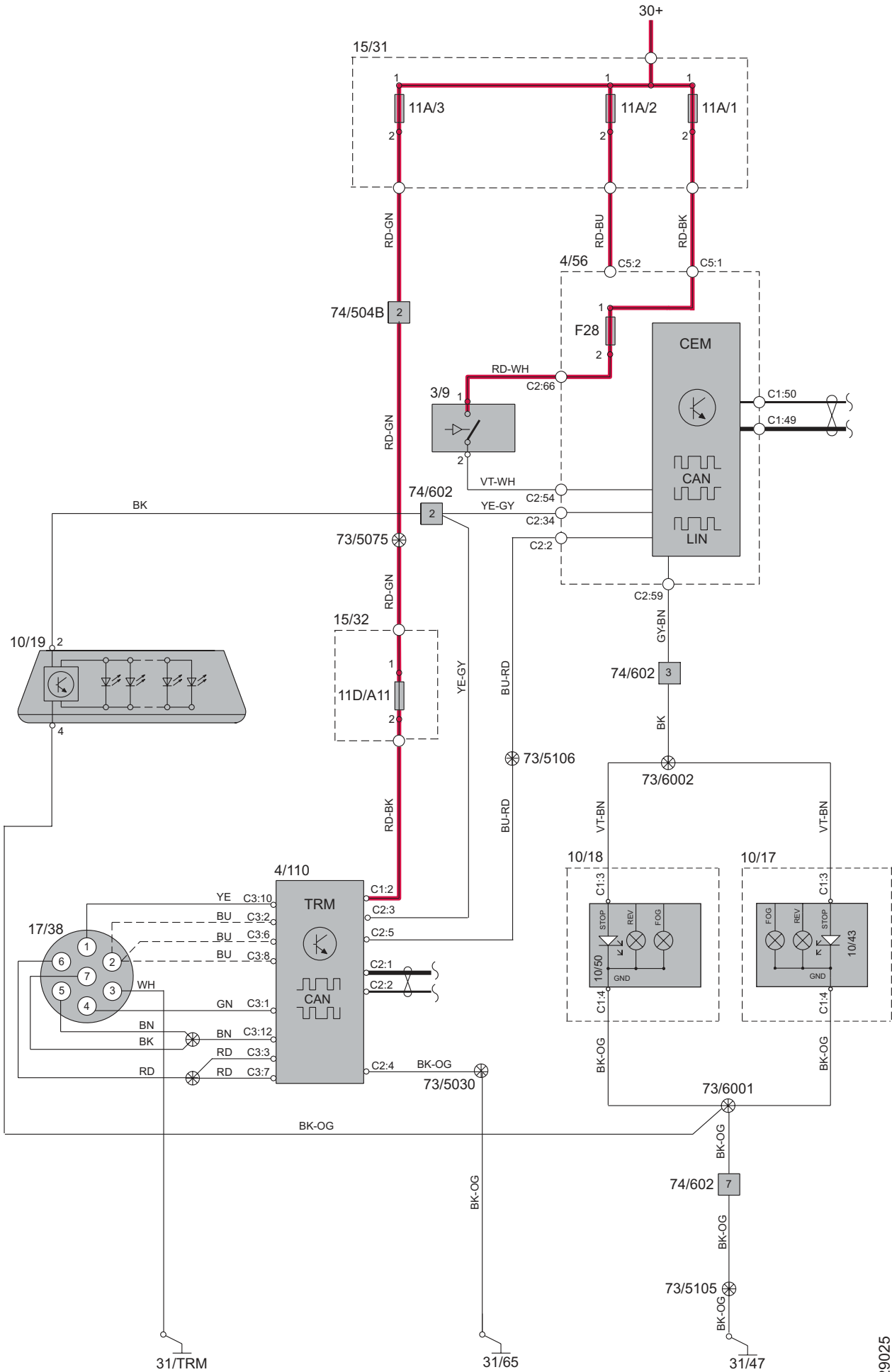
# Group 37 Wiring and fuses, Accessories

## Tow hitch cable harness, 4-pin S80



# Group 37 Wiring and fuses, Accessories

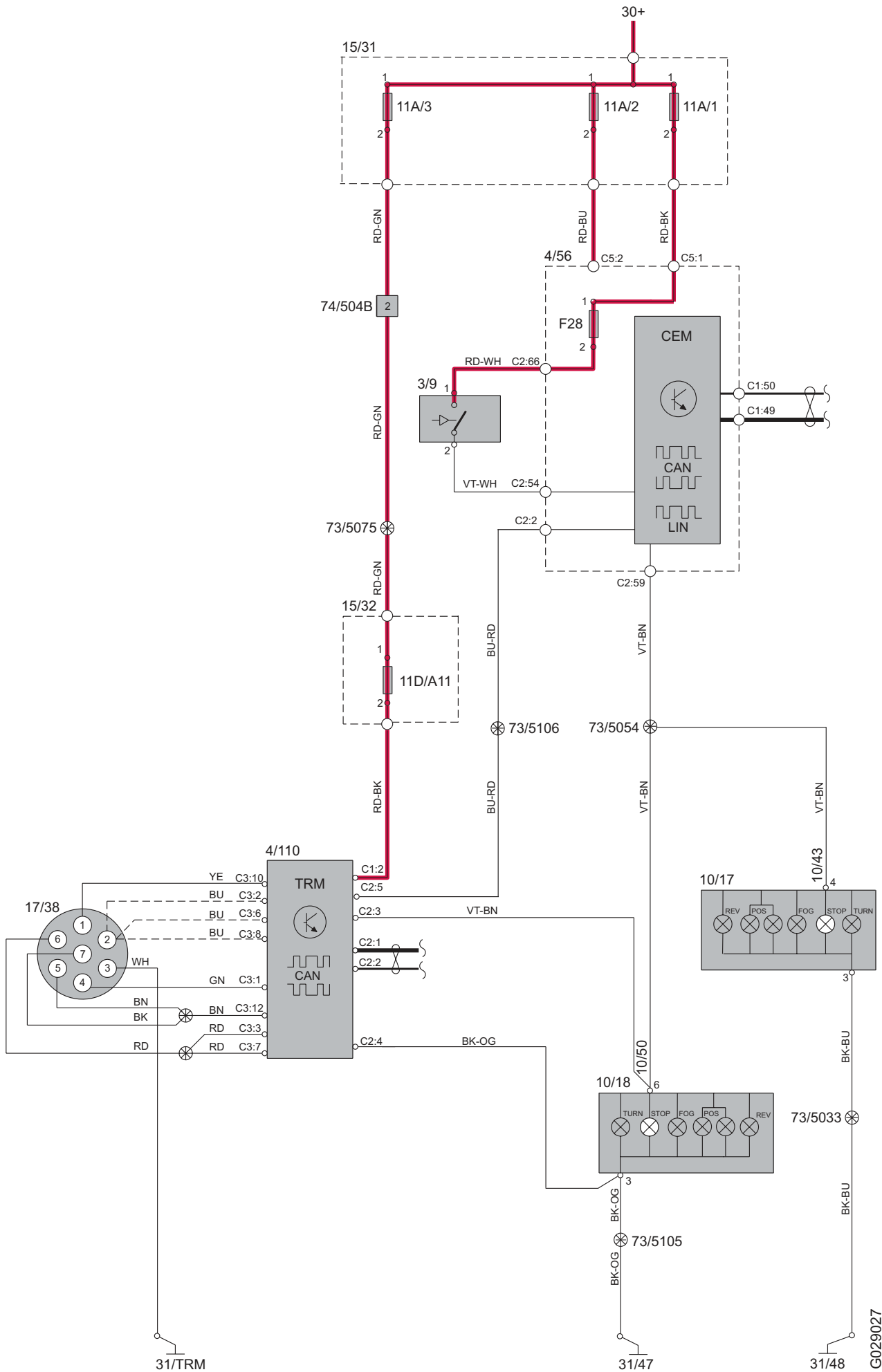
## Tow hitch cable harness, 7-pin V70



G029025

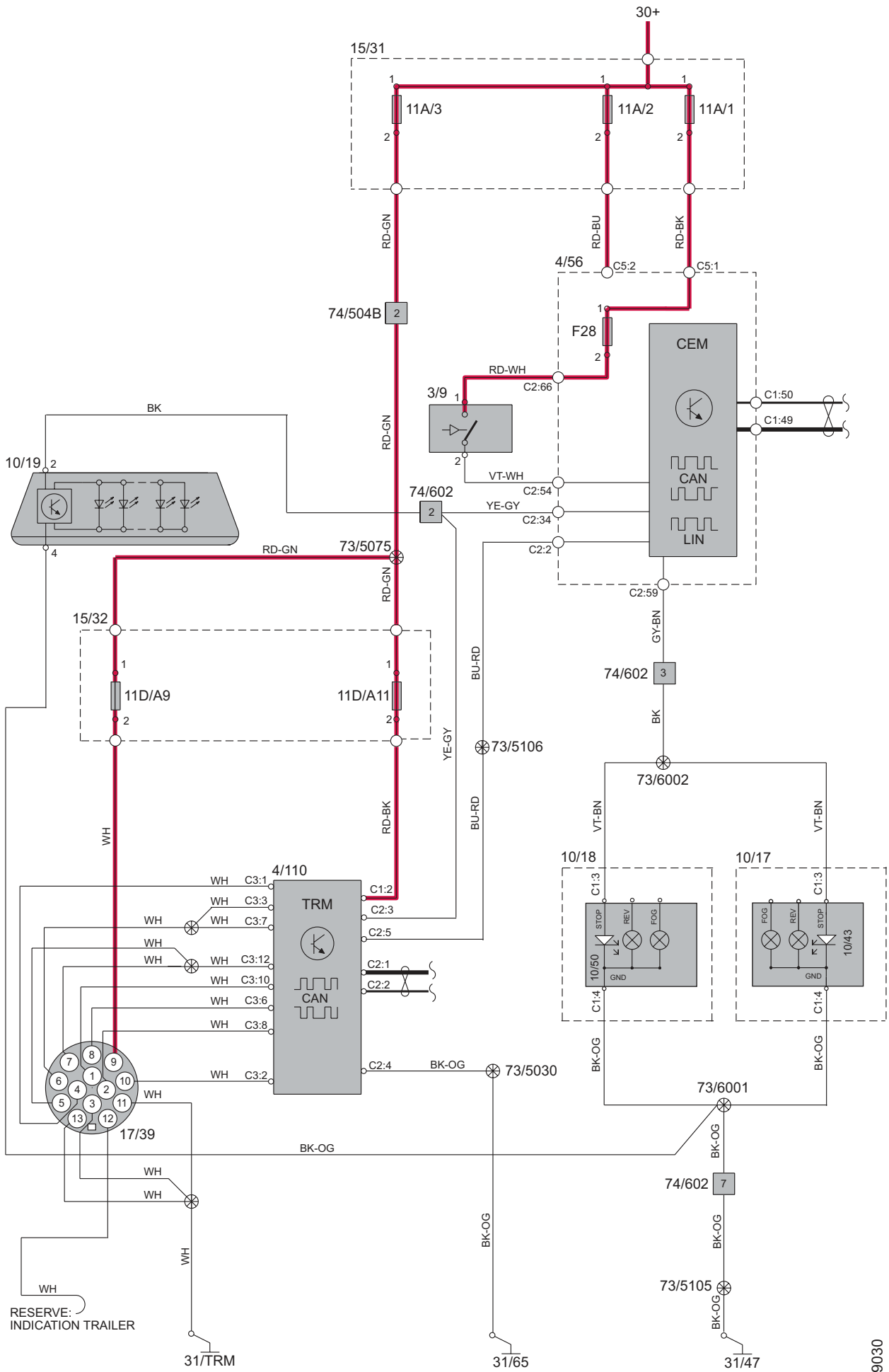
# Group 37 Wiring and fuses, Accessories

## Tow hitch cable harness, 7-pin S80



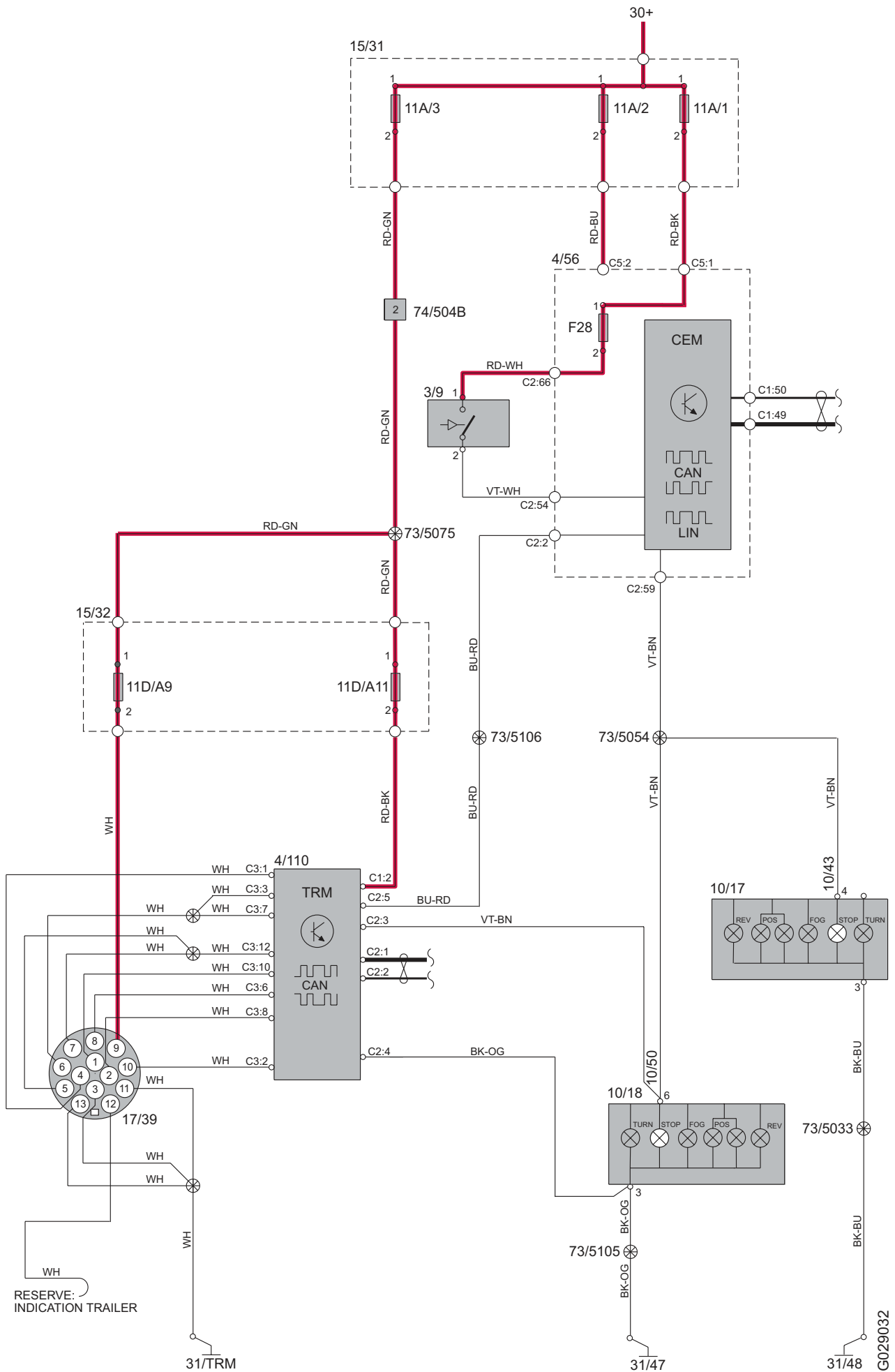
# Group 37 Wiring and fuses, Accessories

## Tow hitch cable harness, 13-pin V70



# Group 37 Wiring and fuses, Accessories

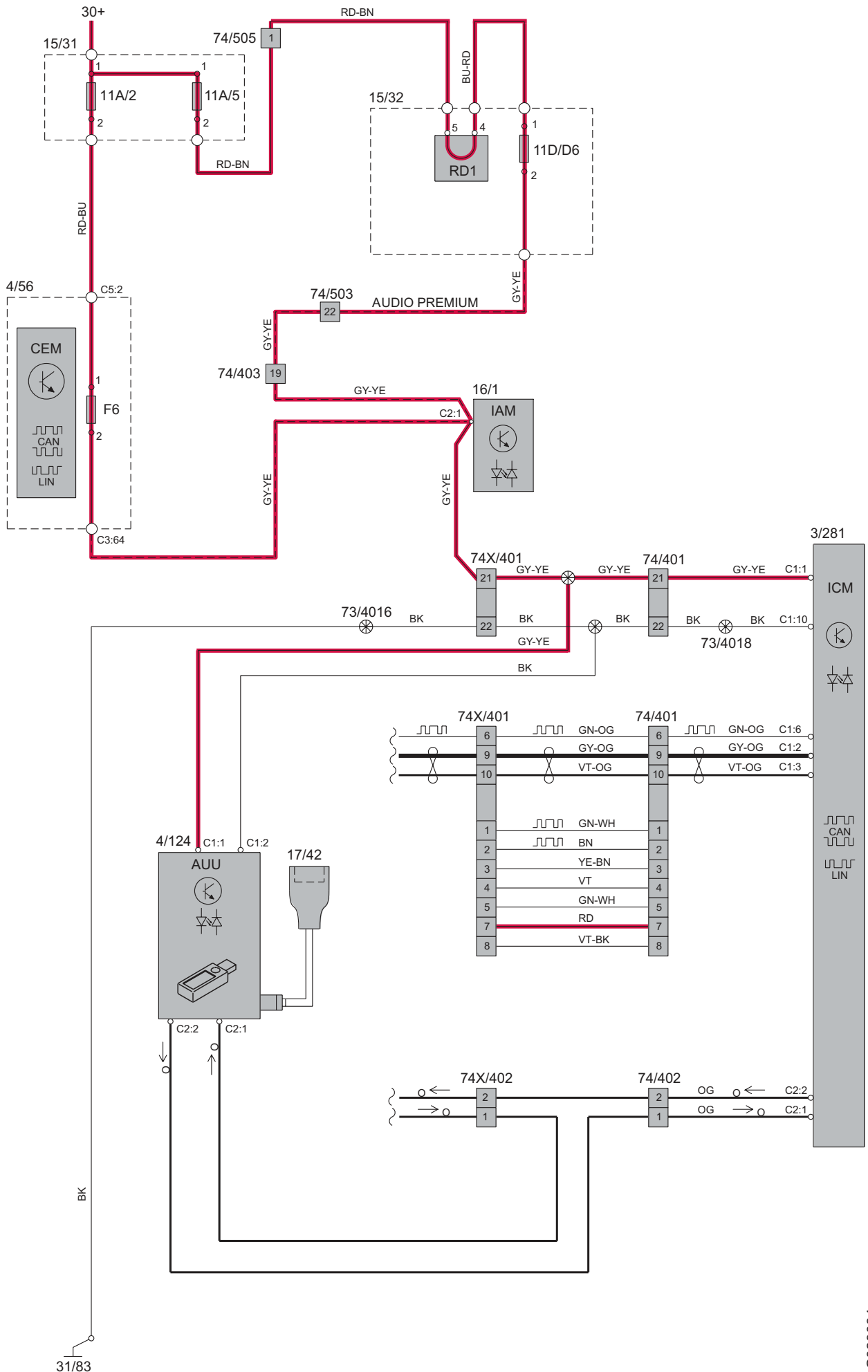
## Tow hitch cable harness, 13-pin S80





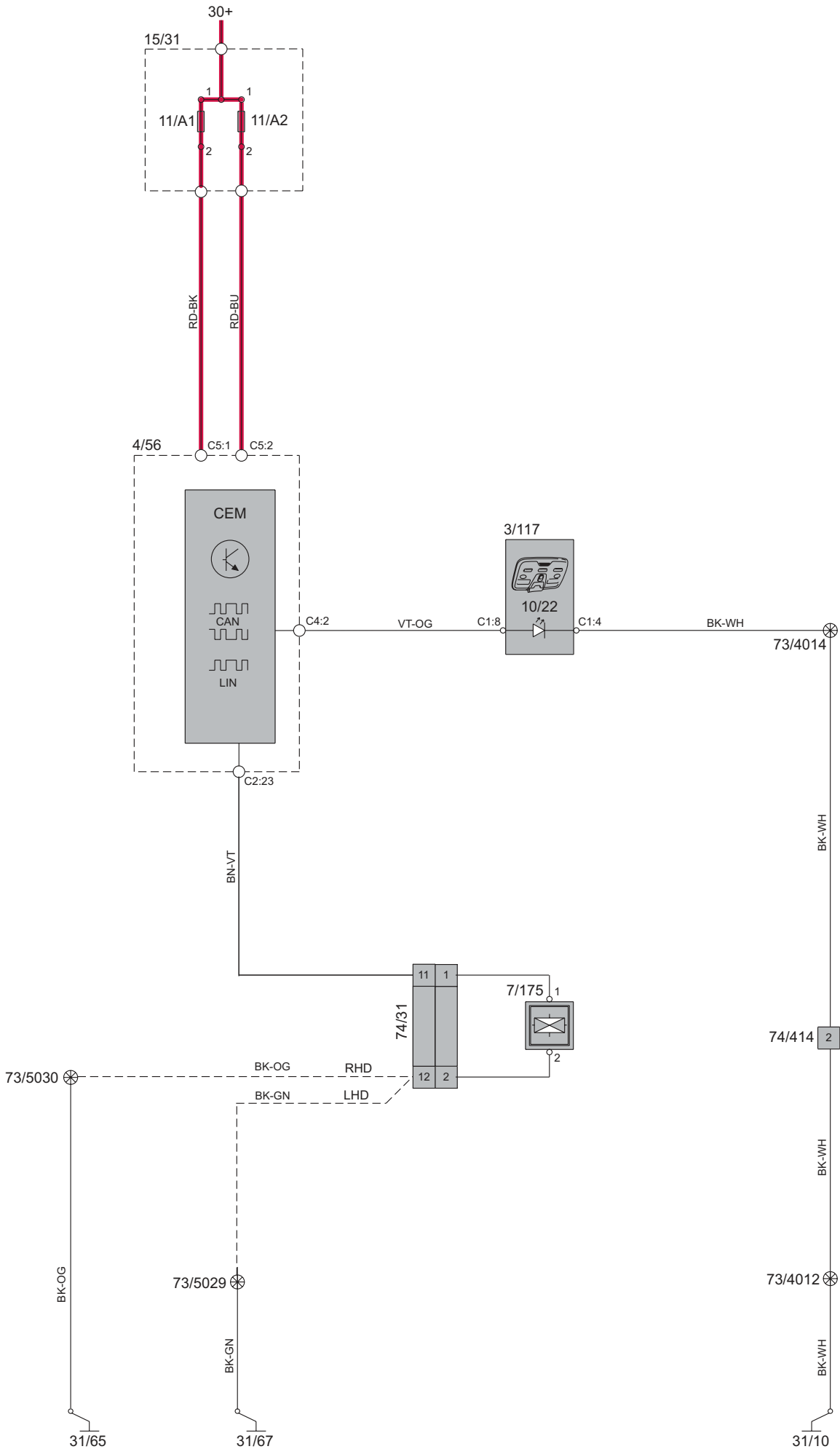
# Group 37 Wiring and fuses, Accessories

## Accessory USB unit (AUU)



# Group 38 Instruments

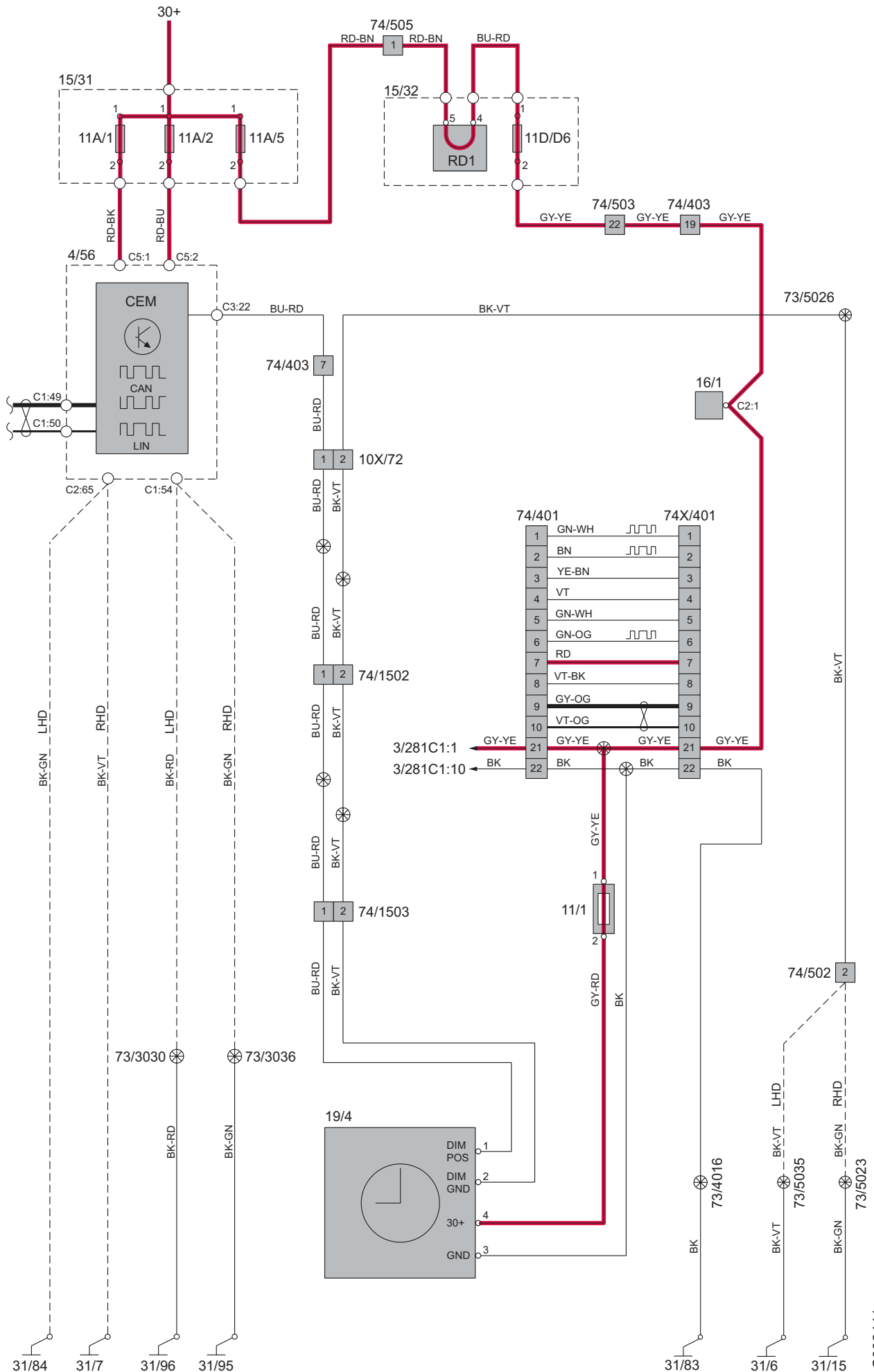
## Seat belt reminder



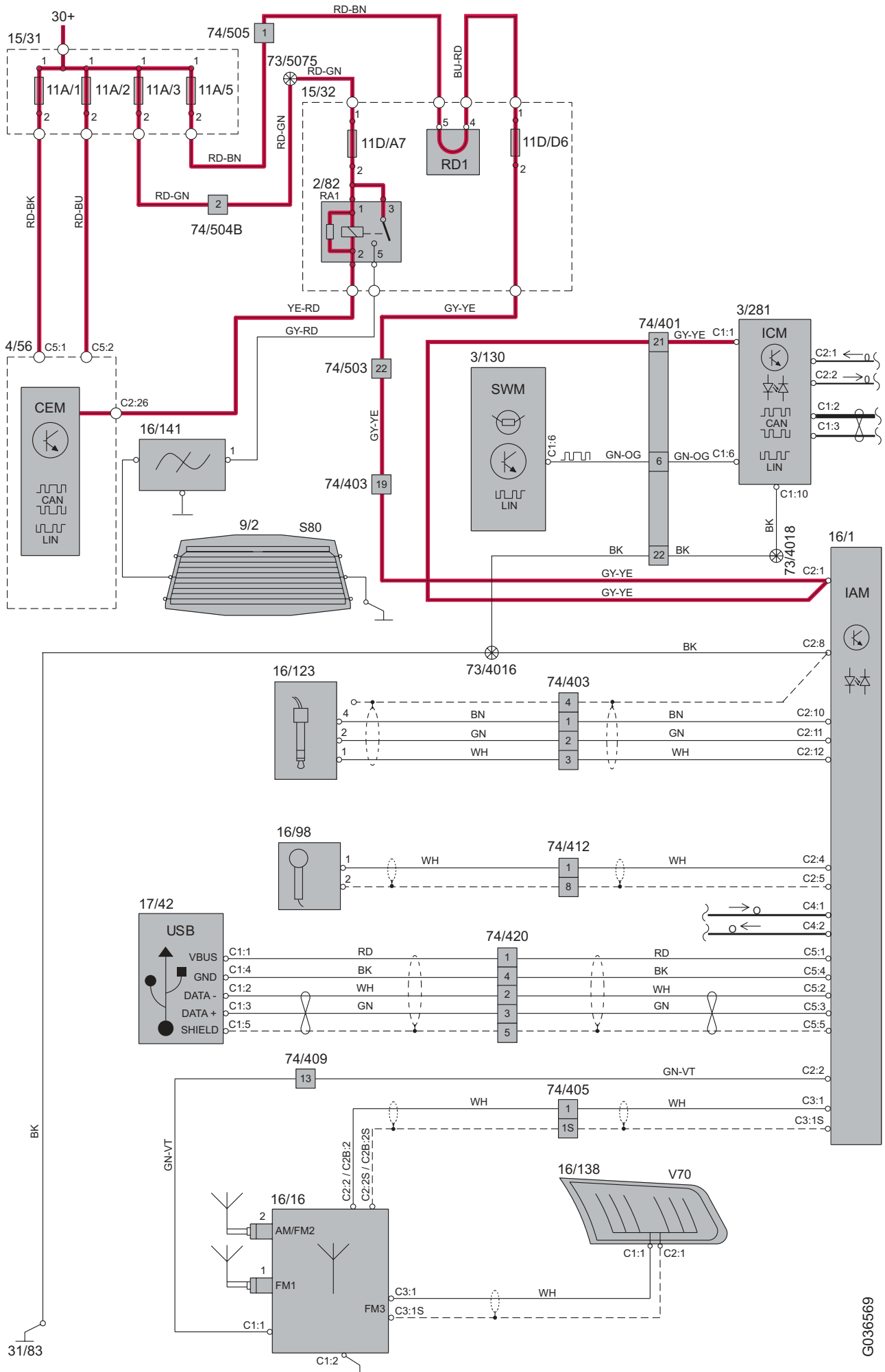


# Group 38 Instruments

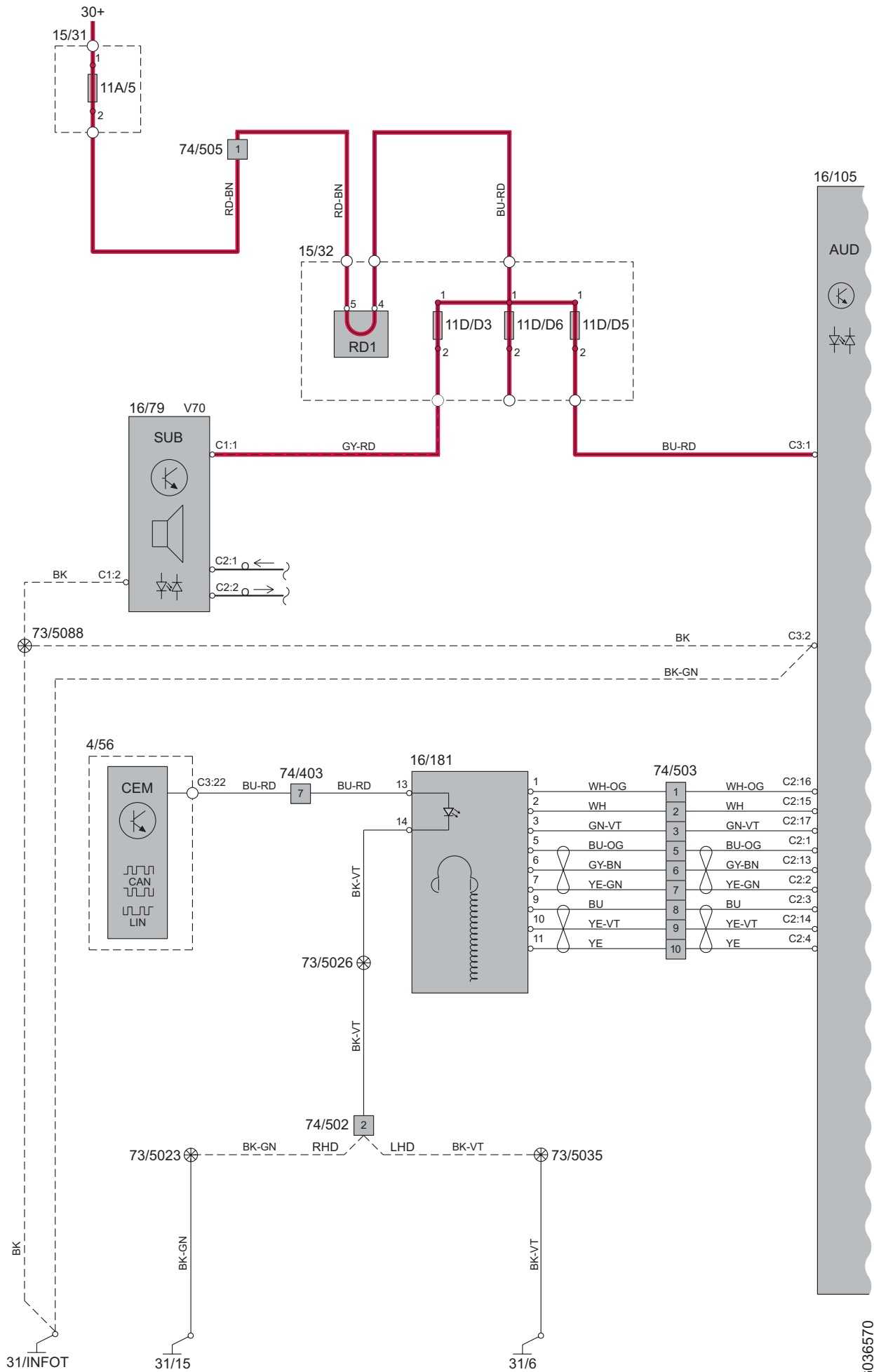
## Analog clock



# Group 39 Other Audio Premium 1:3

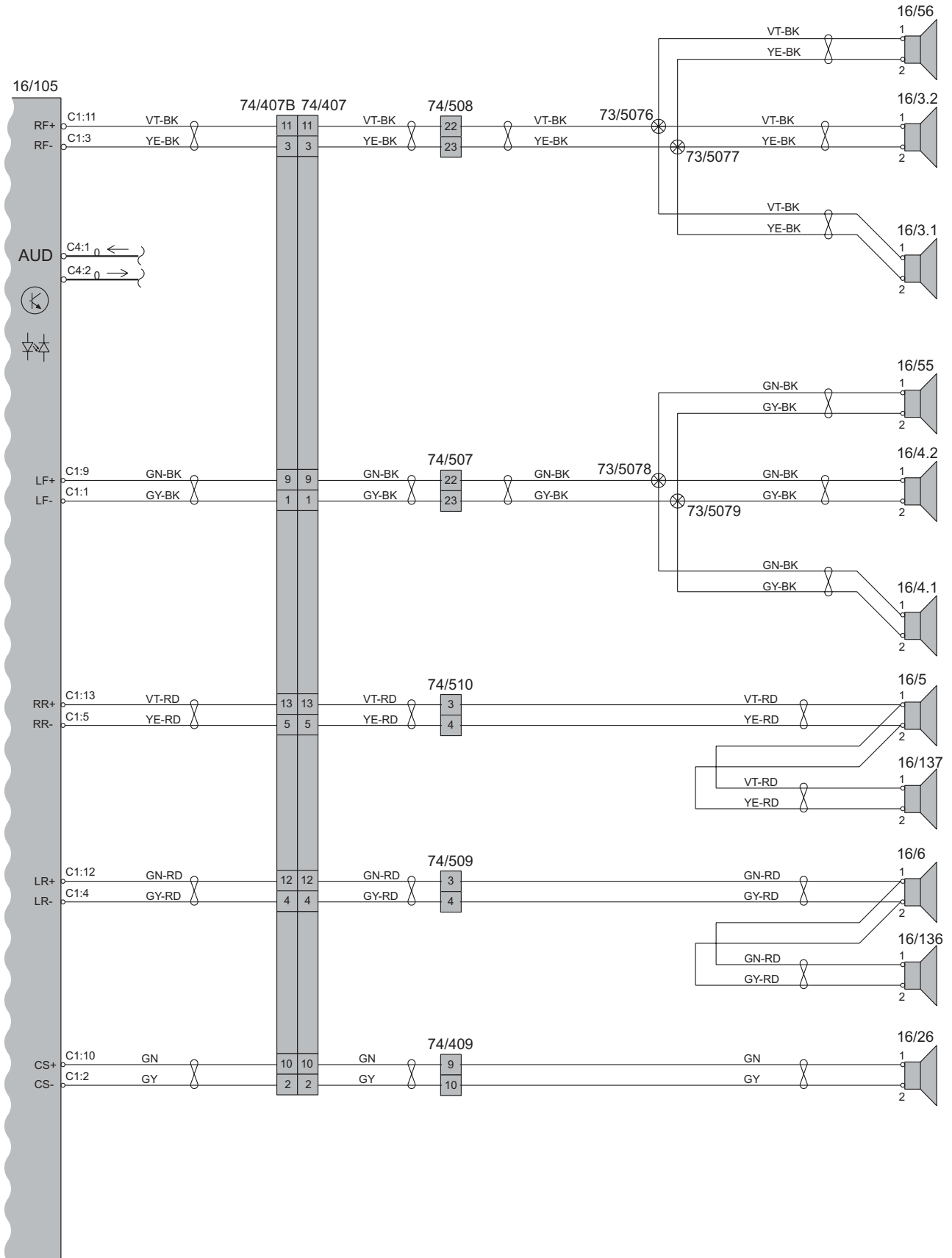


# Group 39 Other Audio Premium 2:3



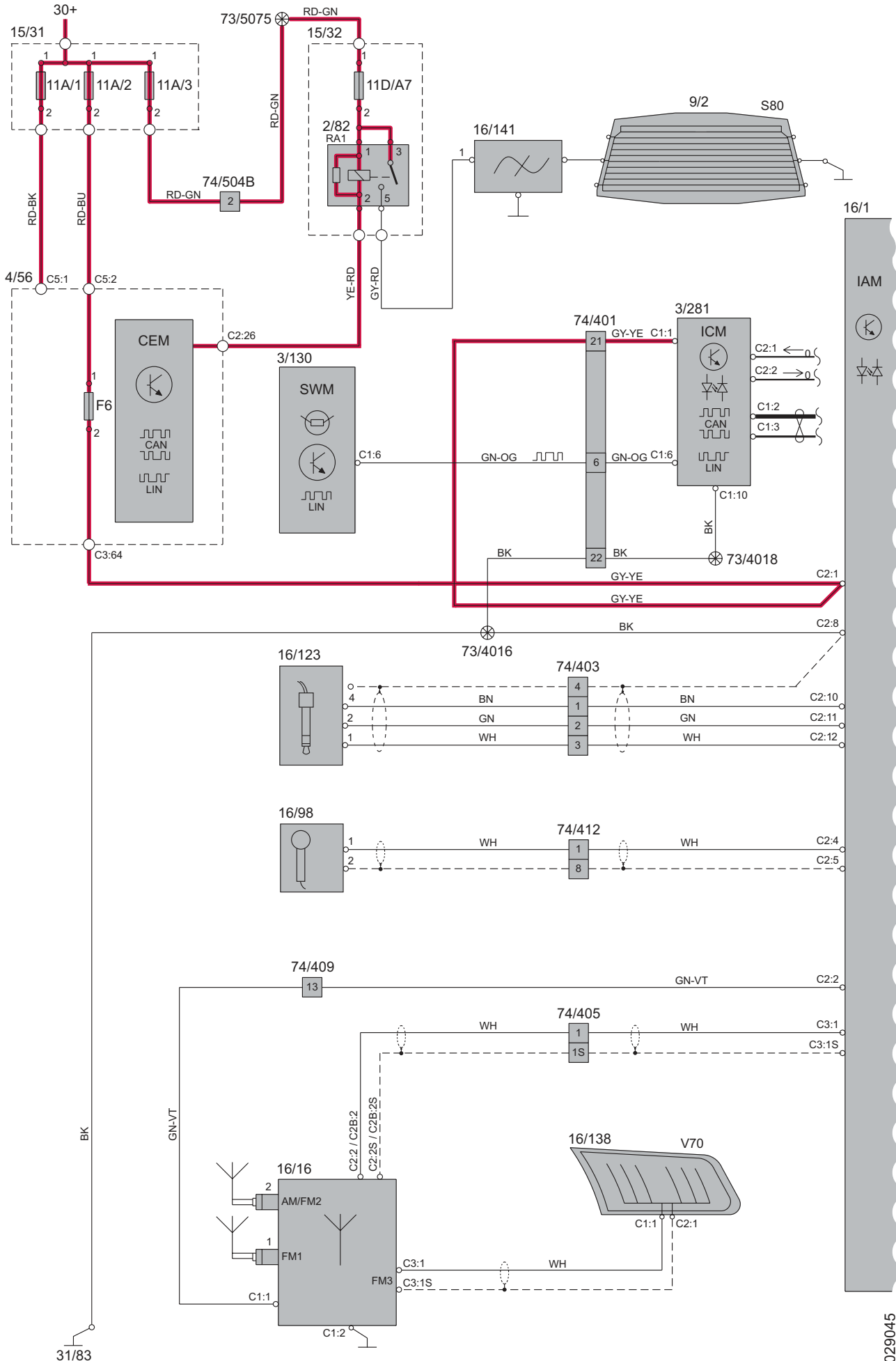
G036570

# Group 39 Other Audio Premium 3:3



G036571

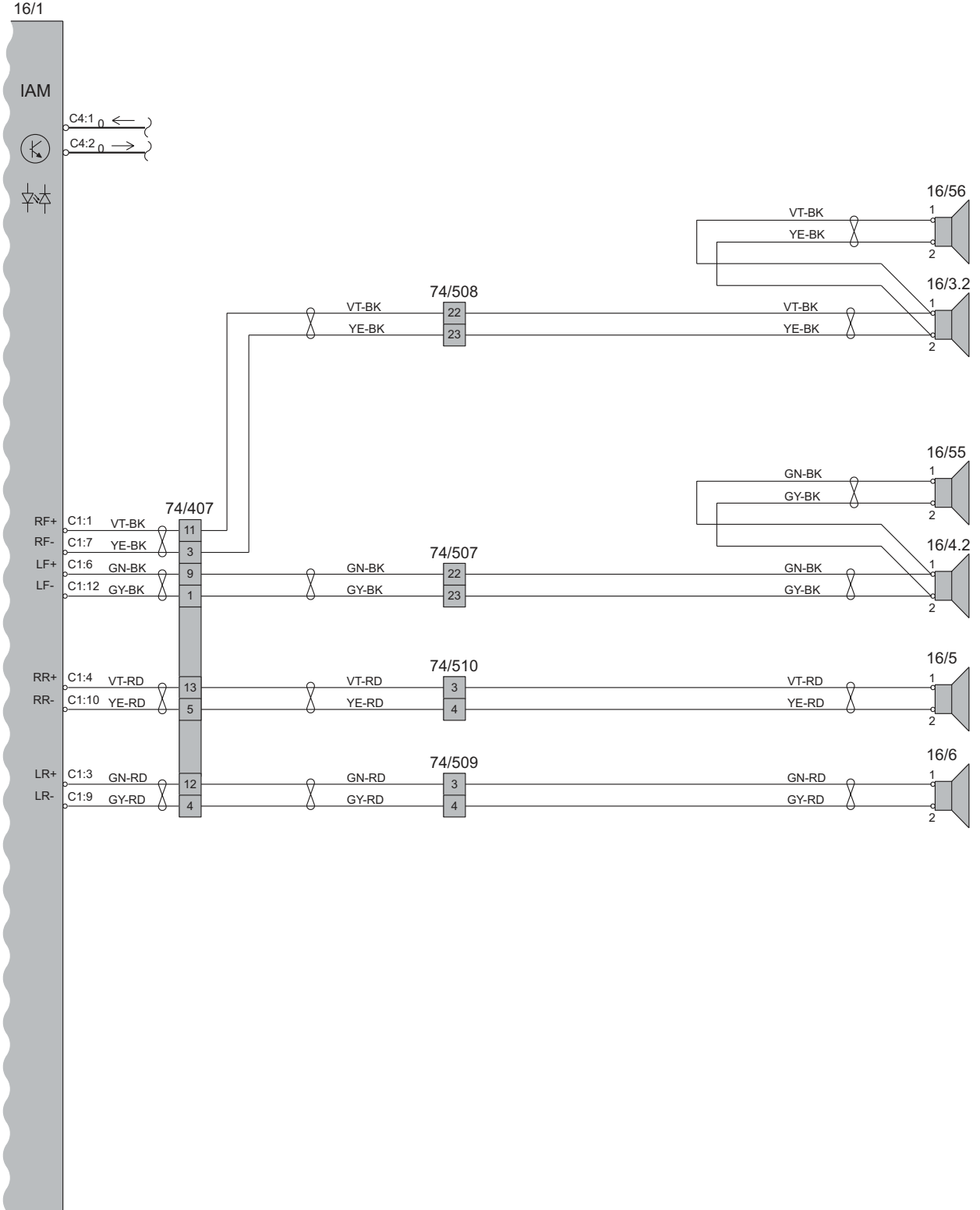
# Group 39 Other Audio 1:2



G029045

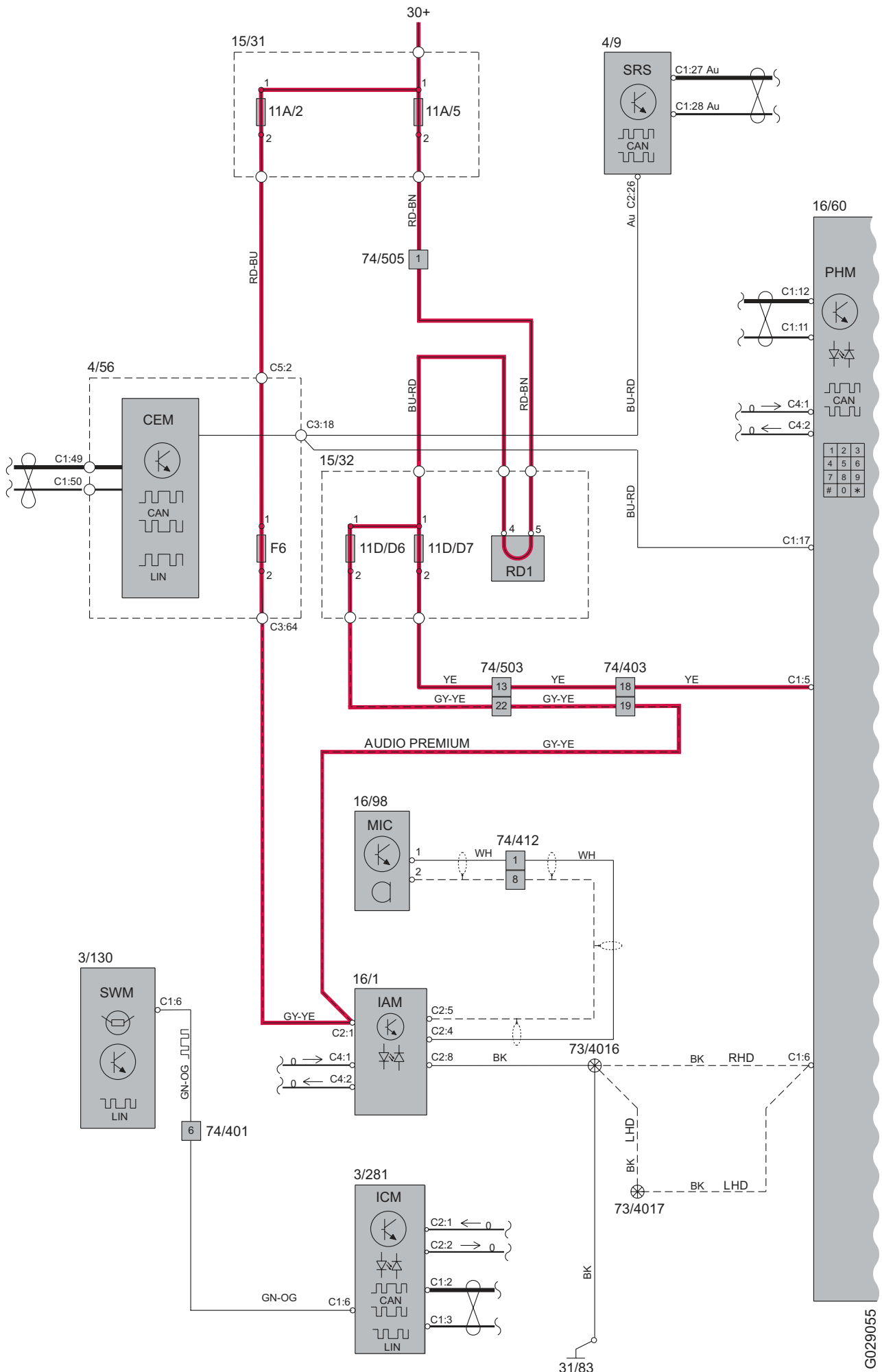


# Group 39 Other Audio 2:2

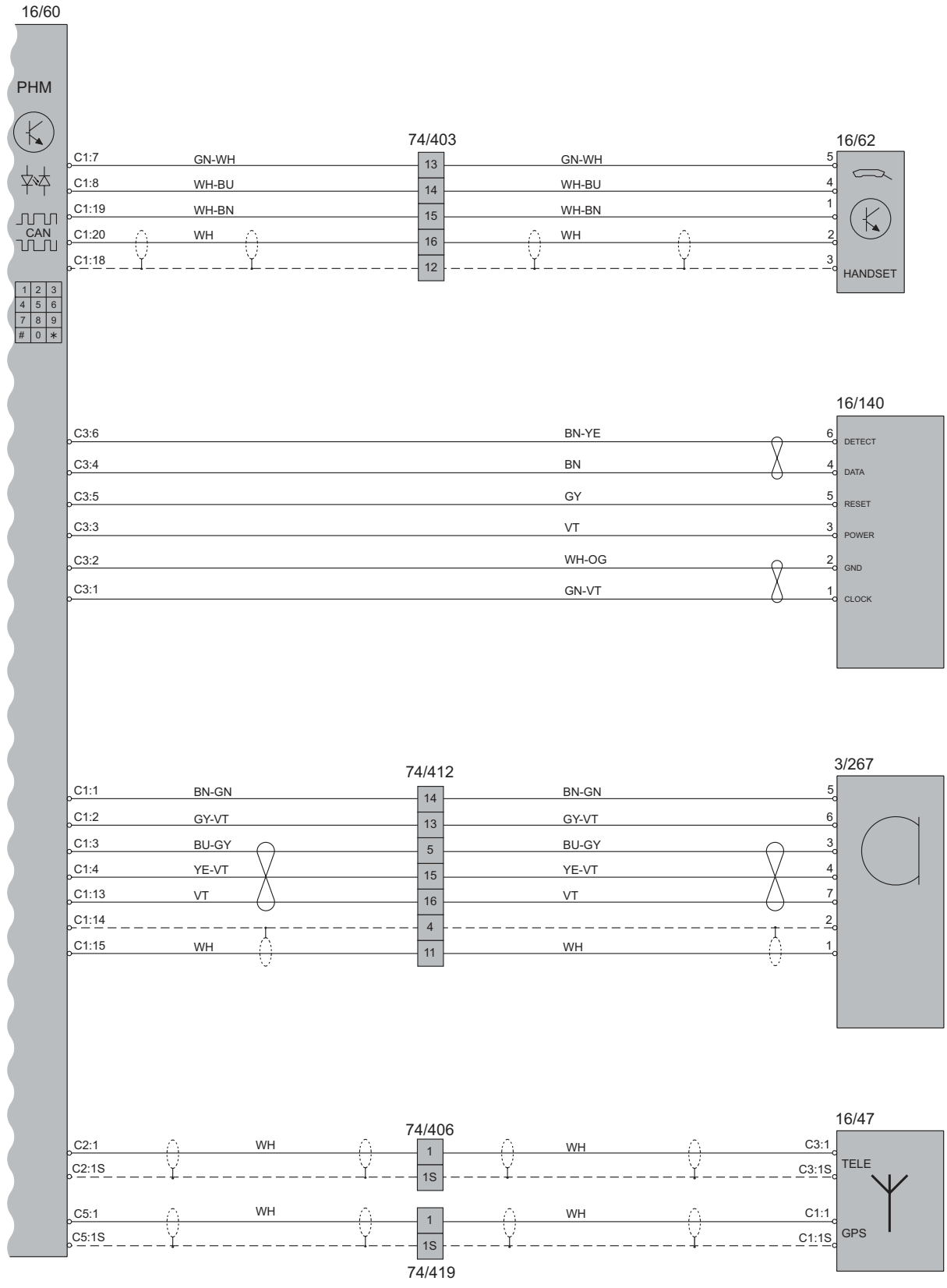


G029051

# Group 39 Other Cellular phone 1:2



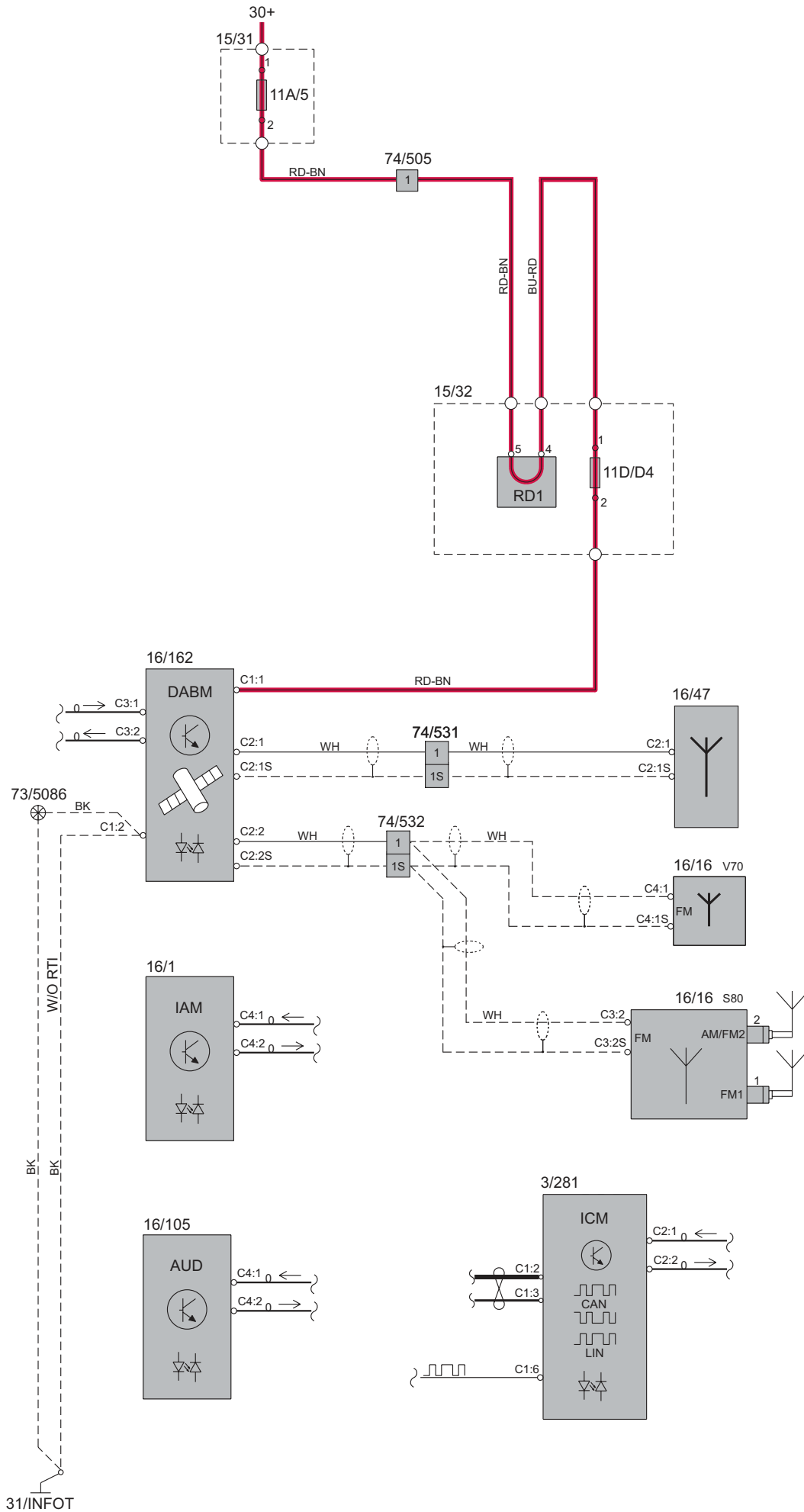
# Group 39 Other Cellular phone 2:2



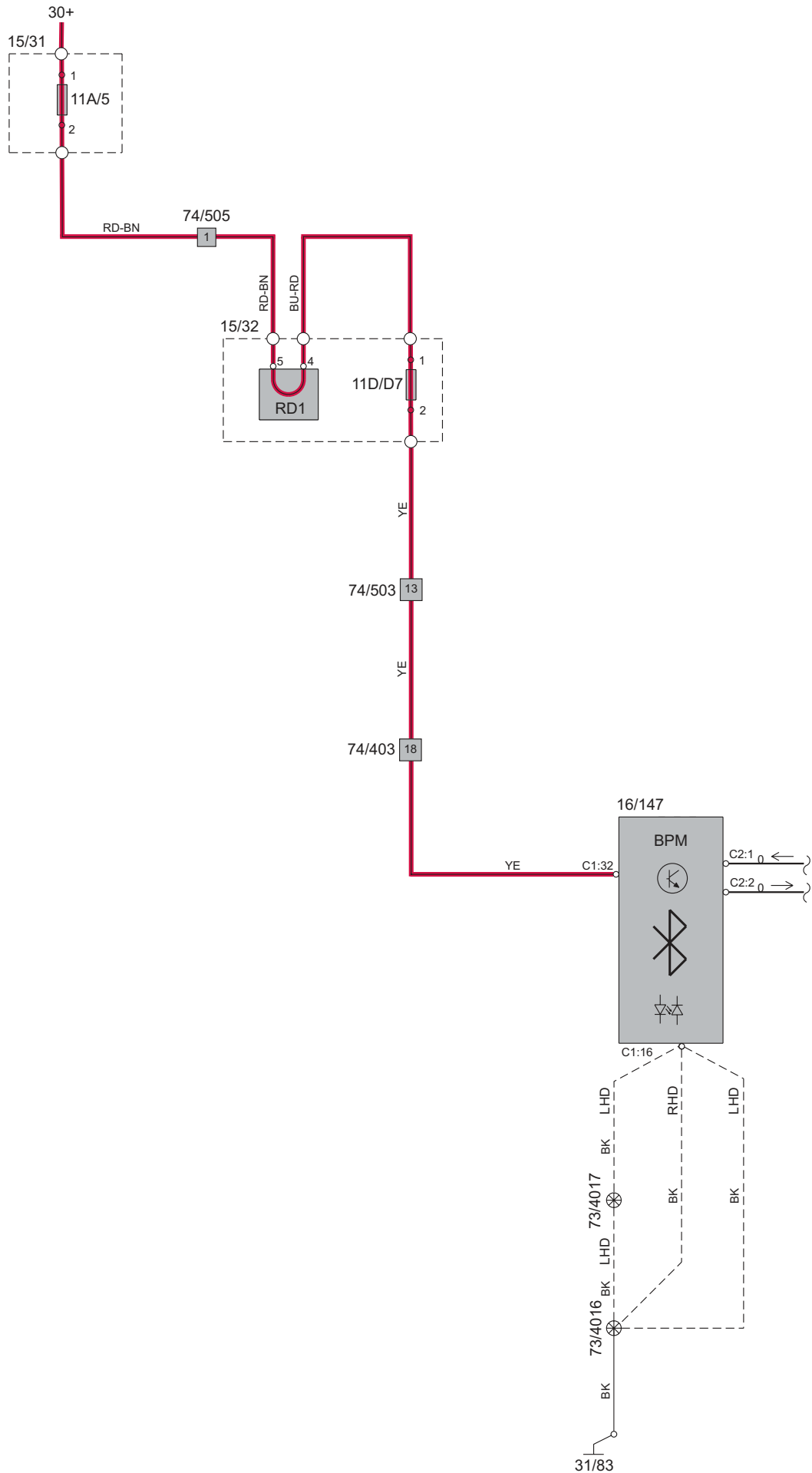
G029056

# Group 39 Other, Accessories

## DAB Radio

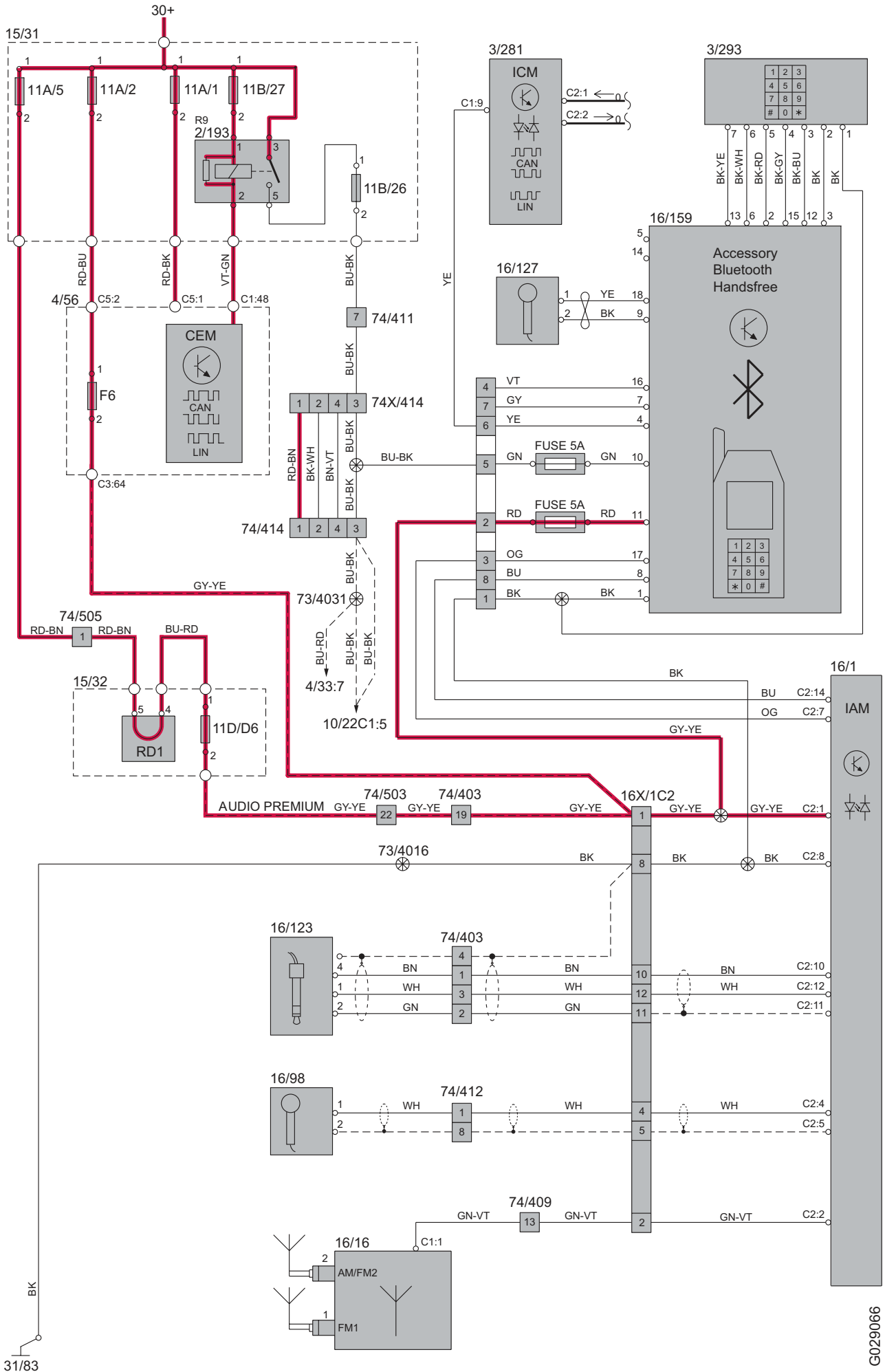


# Group 39 Other Bluetooth phone system



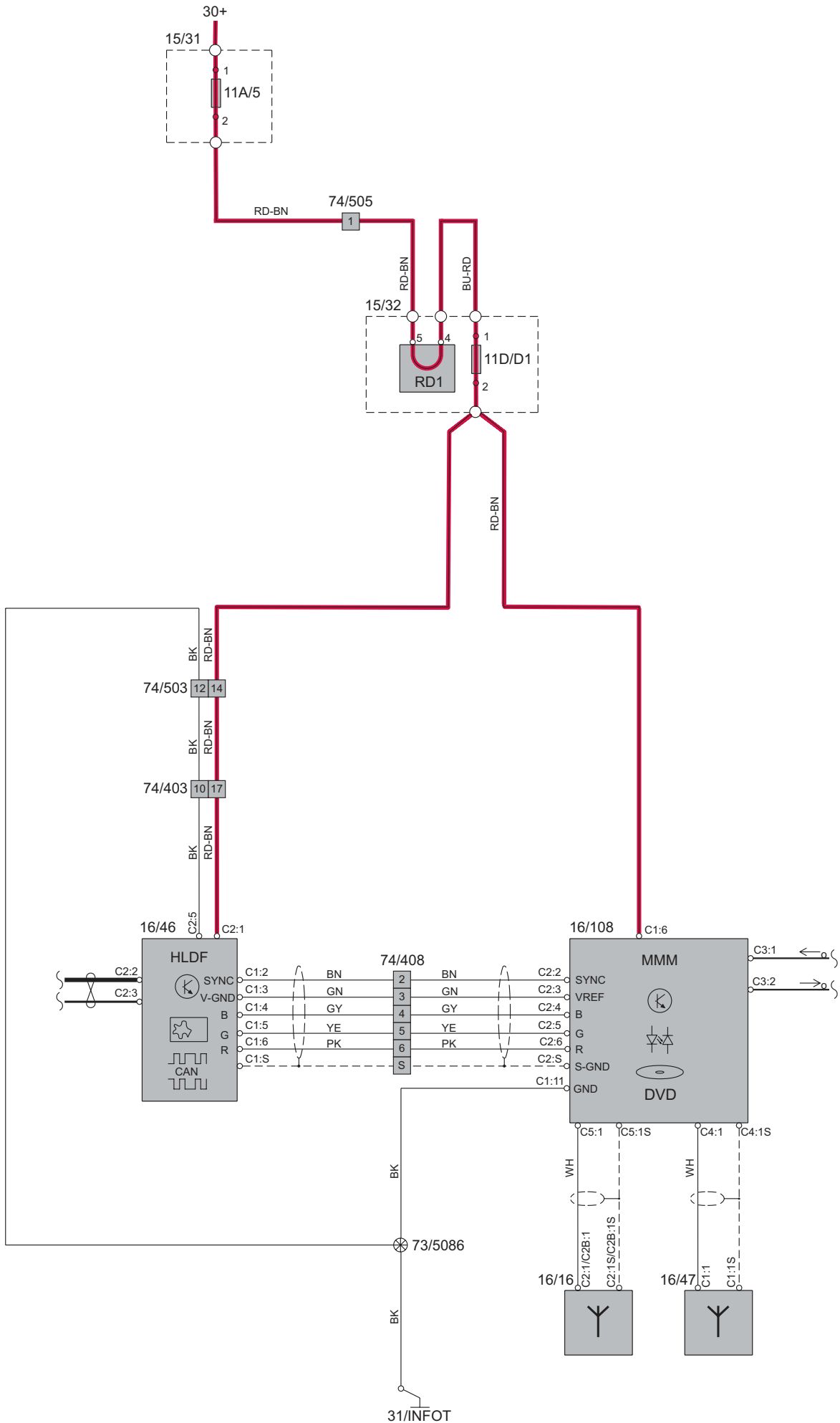
# Group 39 Other, Accessories

## Bluetooth Handsfree



G029066

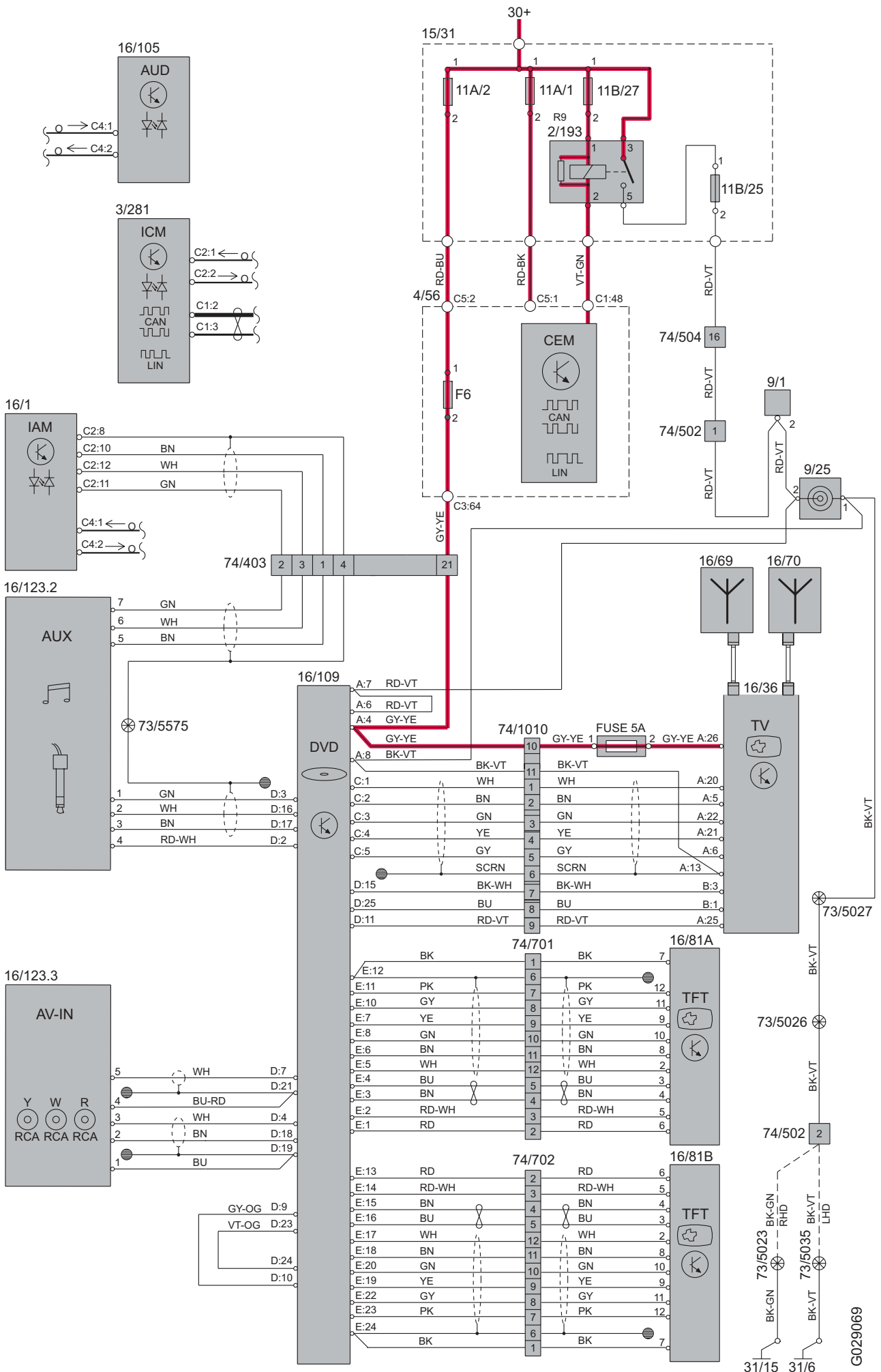
# Group 39 Other Multimedia & Traffic information



G029068

# Group 39 Other

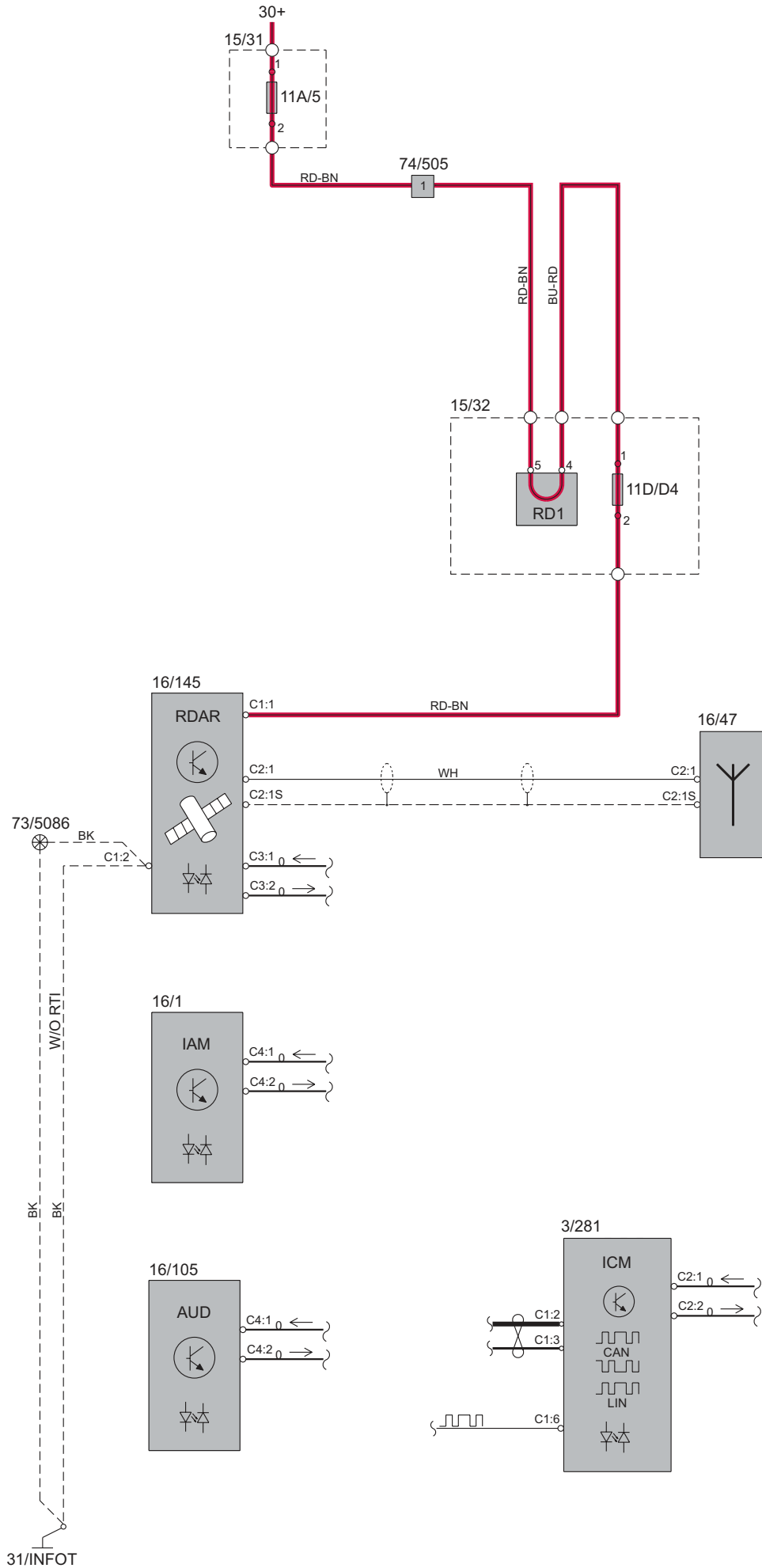
## Rear seat entertainment





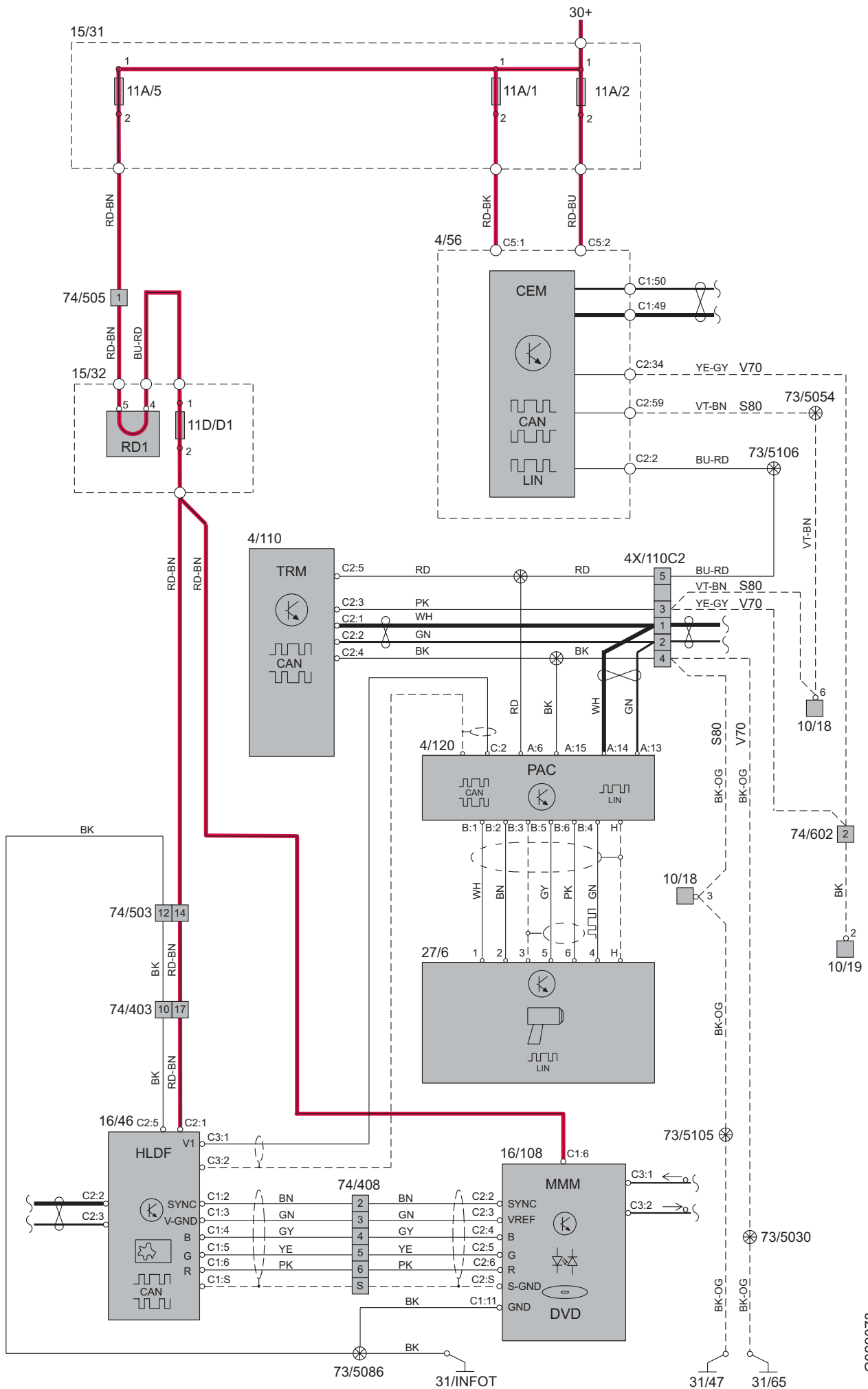
# Group 39 Other, Accessories

## Satellite radio



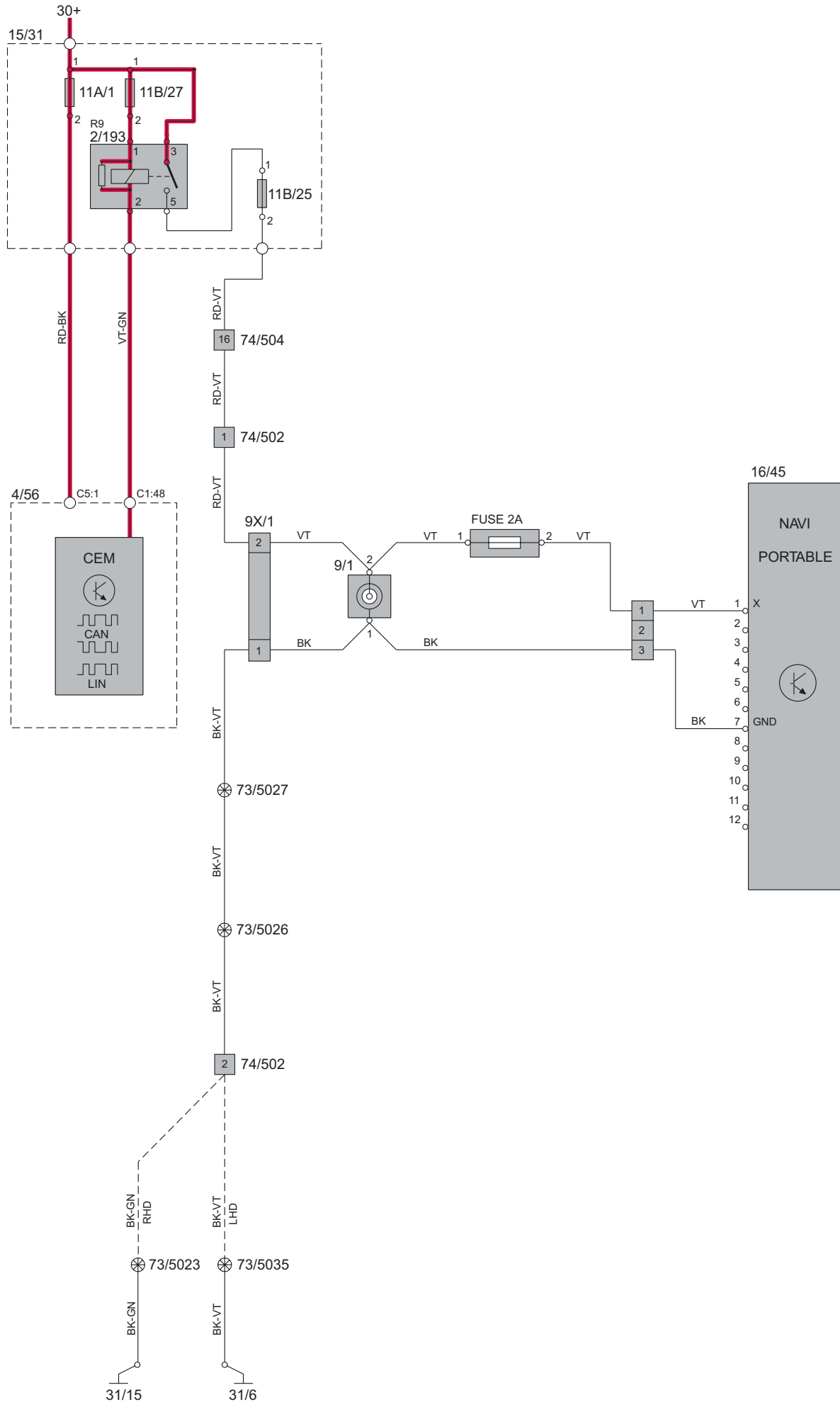
# Group 39 Other, Accessories

## Parking camera

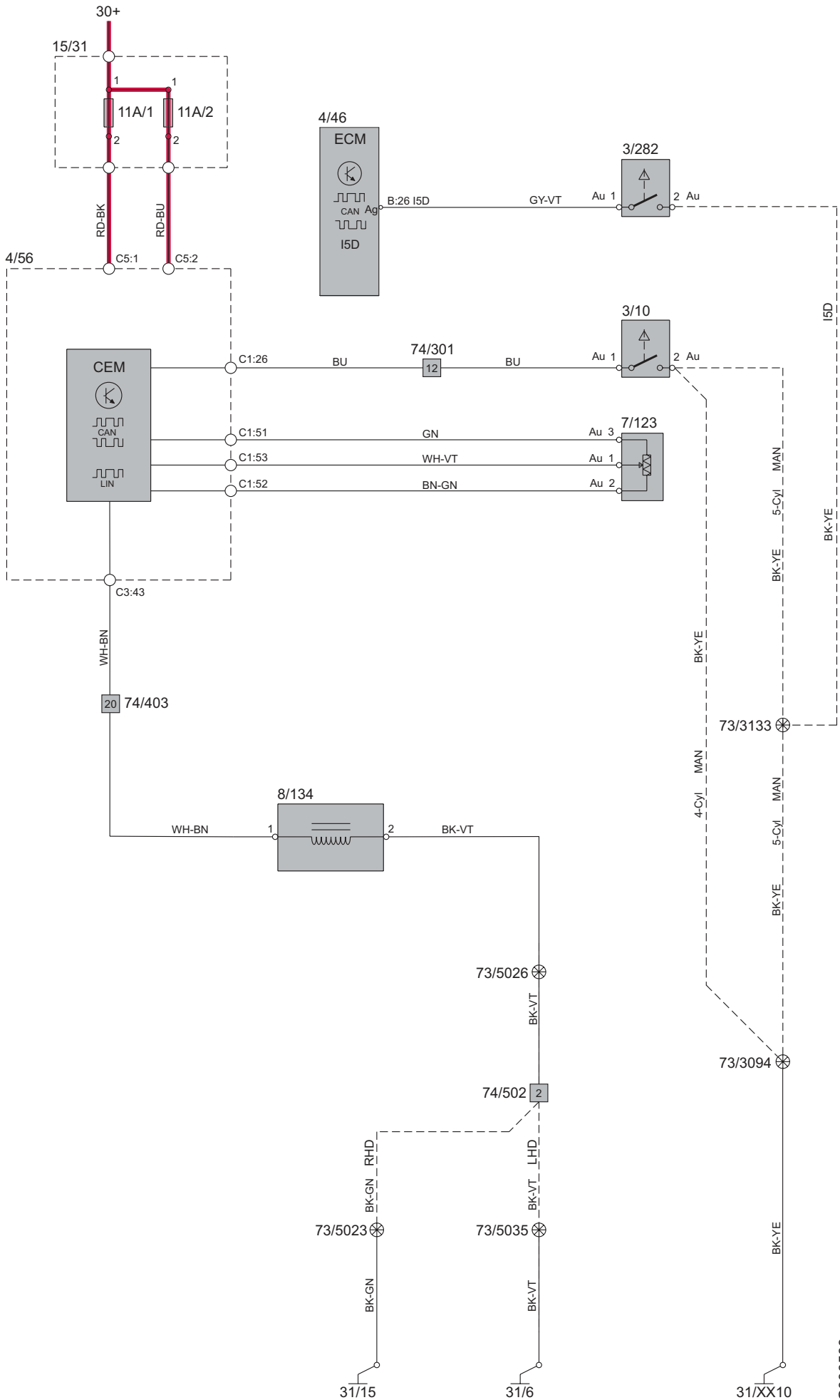


# Group 39 Other, Accessories

## Navigation system, portable



# Group 43 Transmission M66 transmission

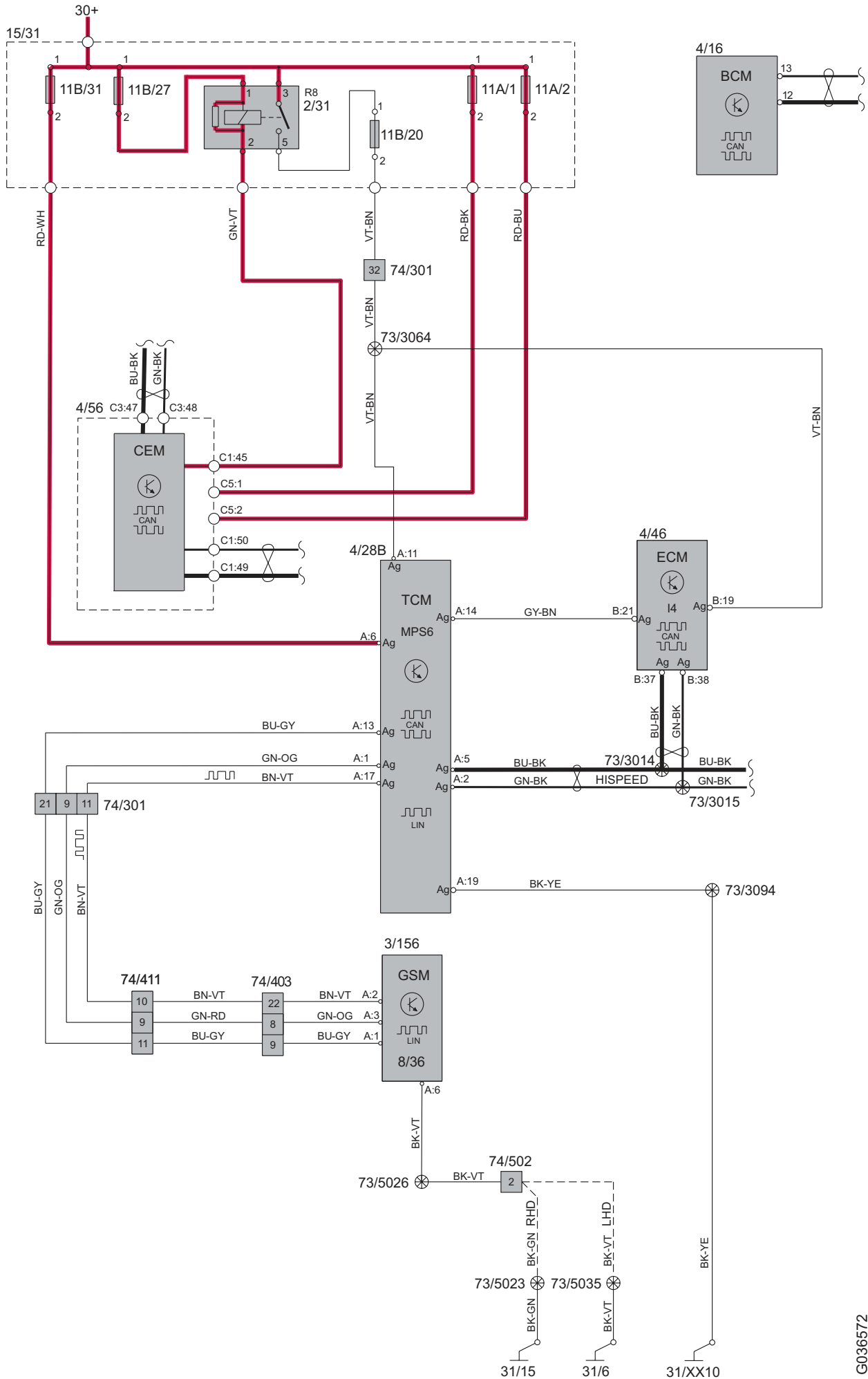


G036589

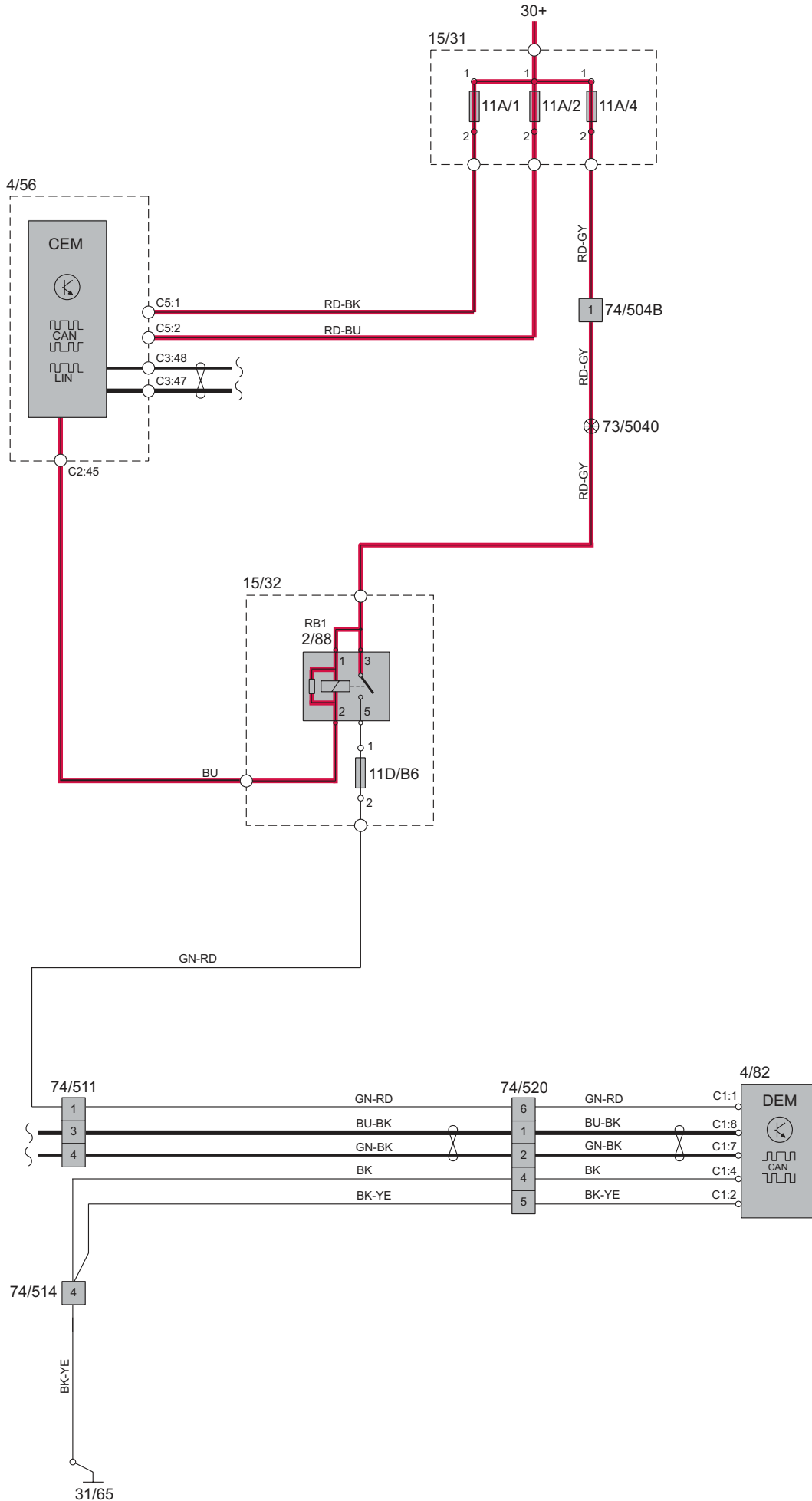


# Group 43 Transmission

## Automatic transmission MPS6



# Group 43 Transmission Differential Electronic Module (DEM)

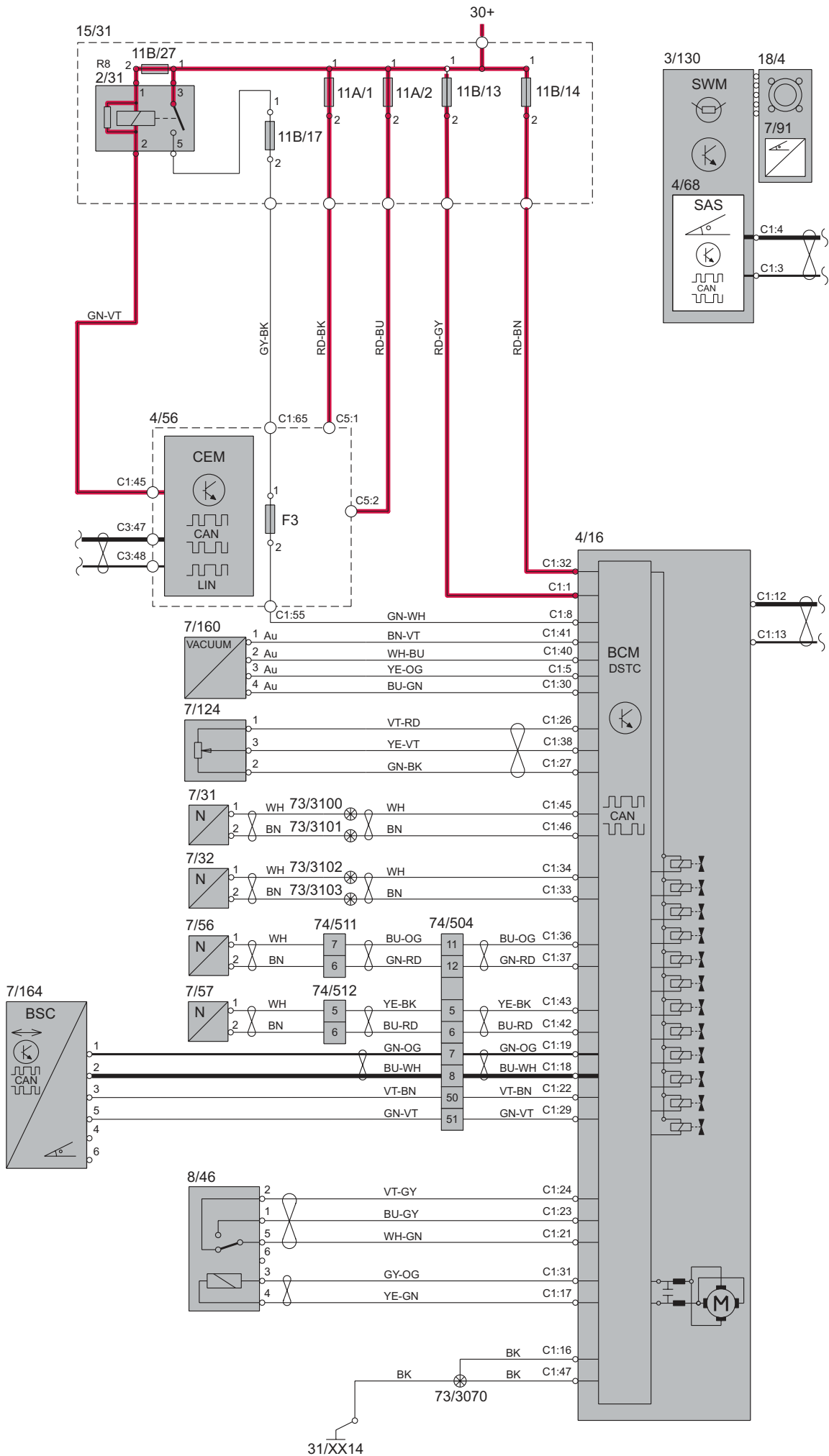






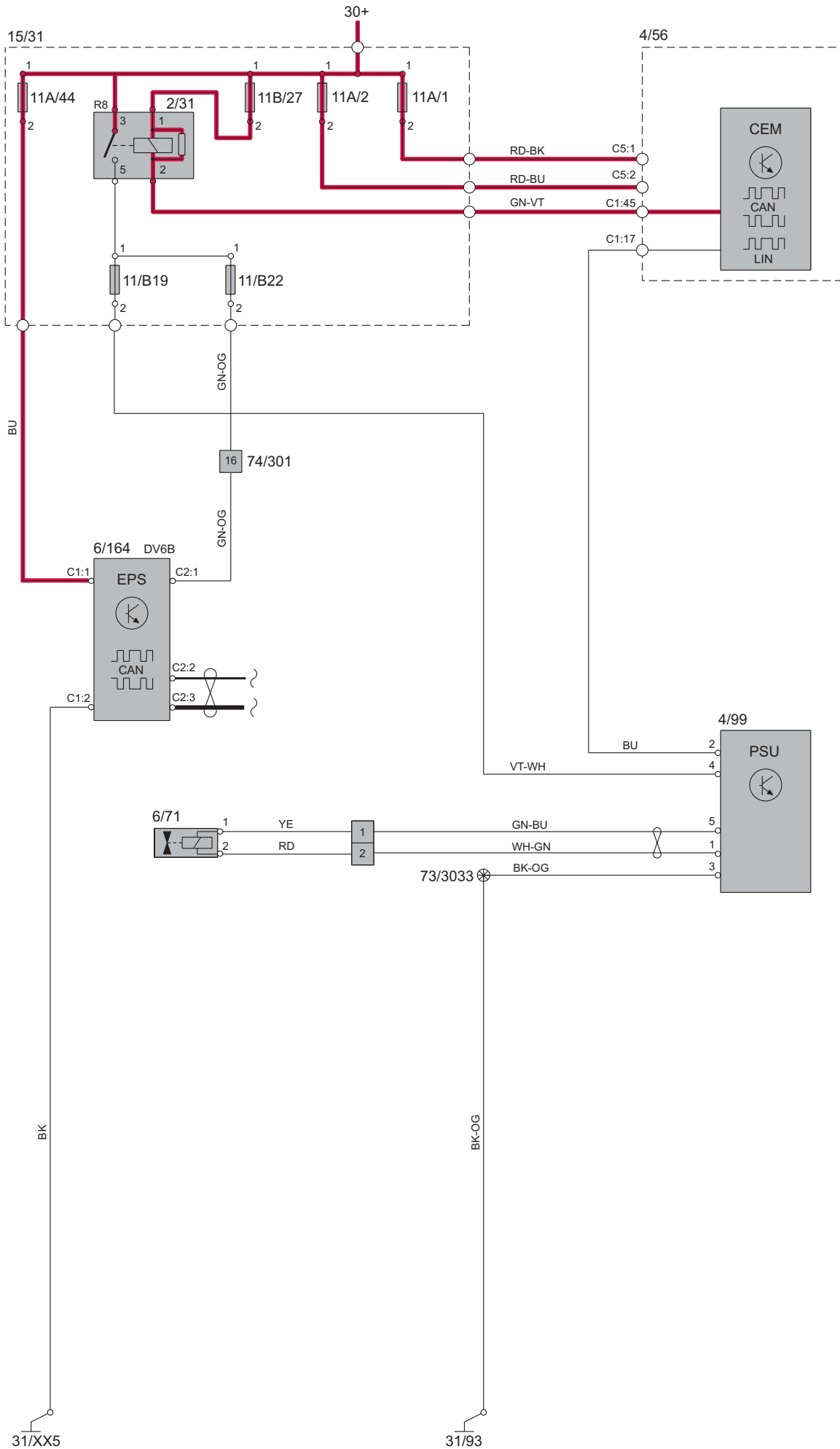
# Group 59 Brake system

## Brake control system & DSTC



# Group 64 Steering

## Speed dependent power steering

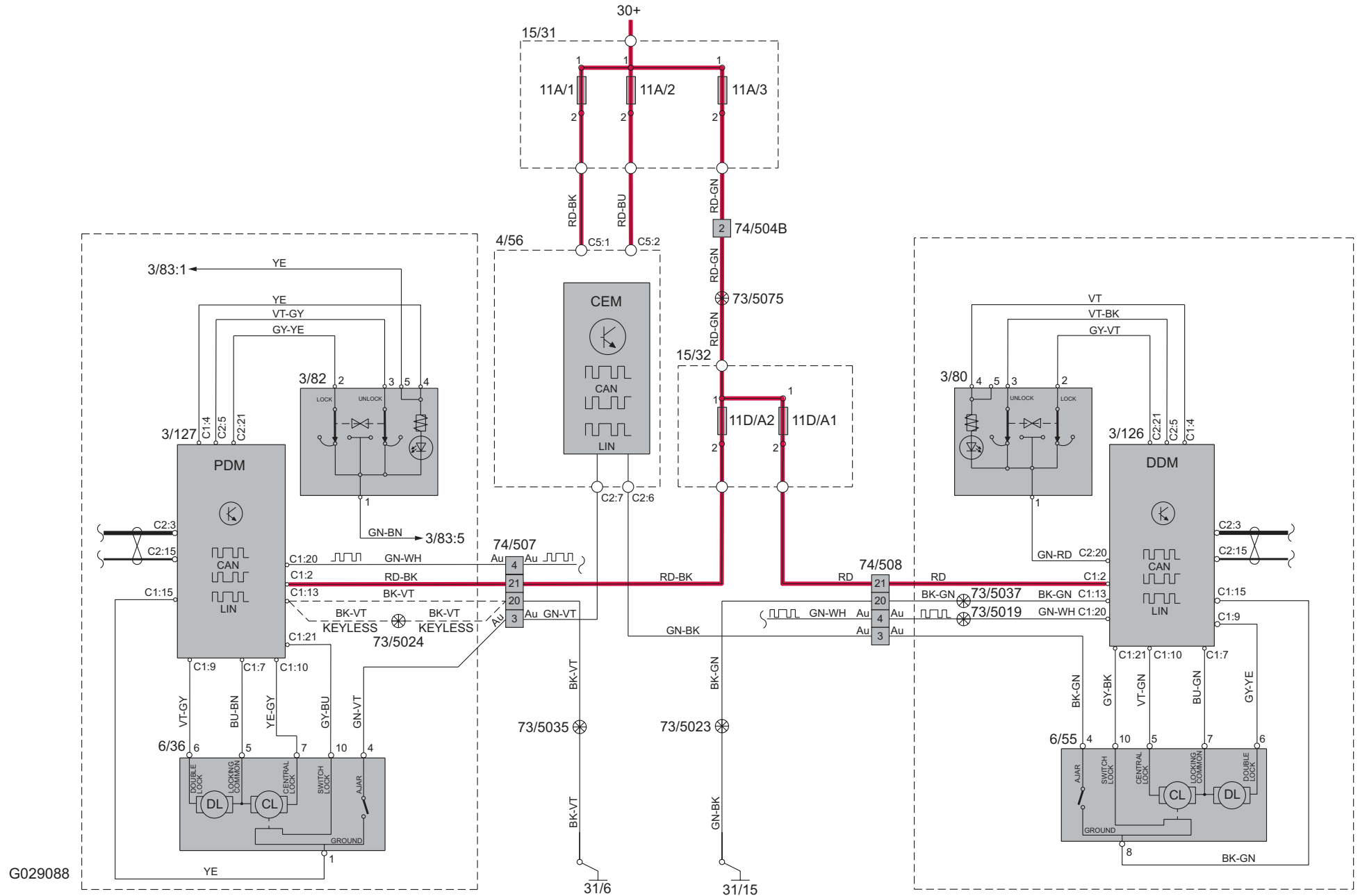






# Group 83 Doors and openings

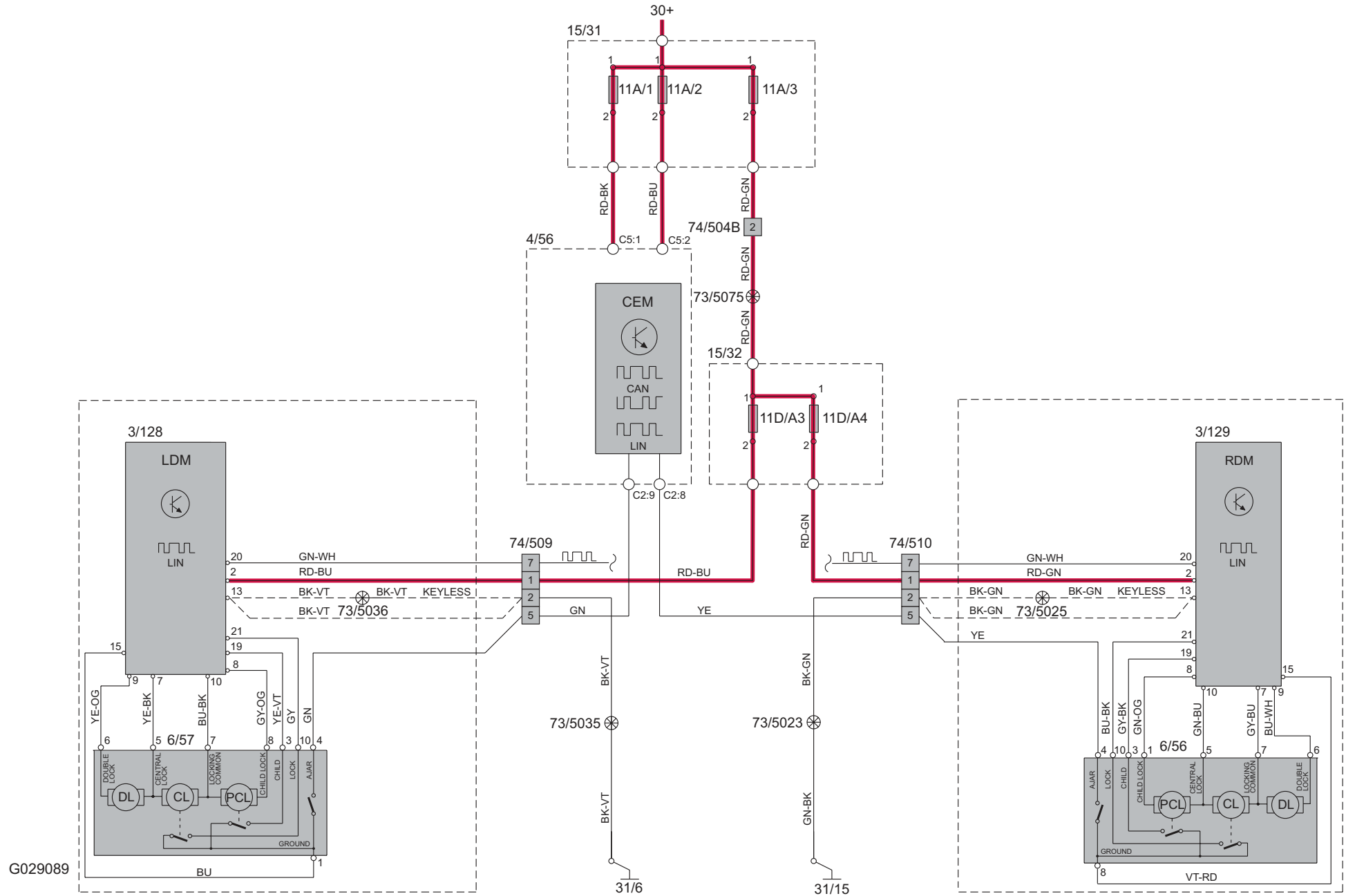
## Central locking, front doors, RHD



G029088

# Group 83 Doors and openings

## Central locking, rear doors

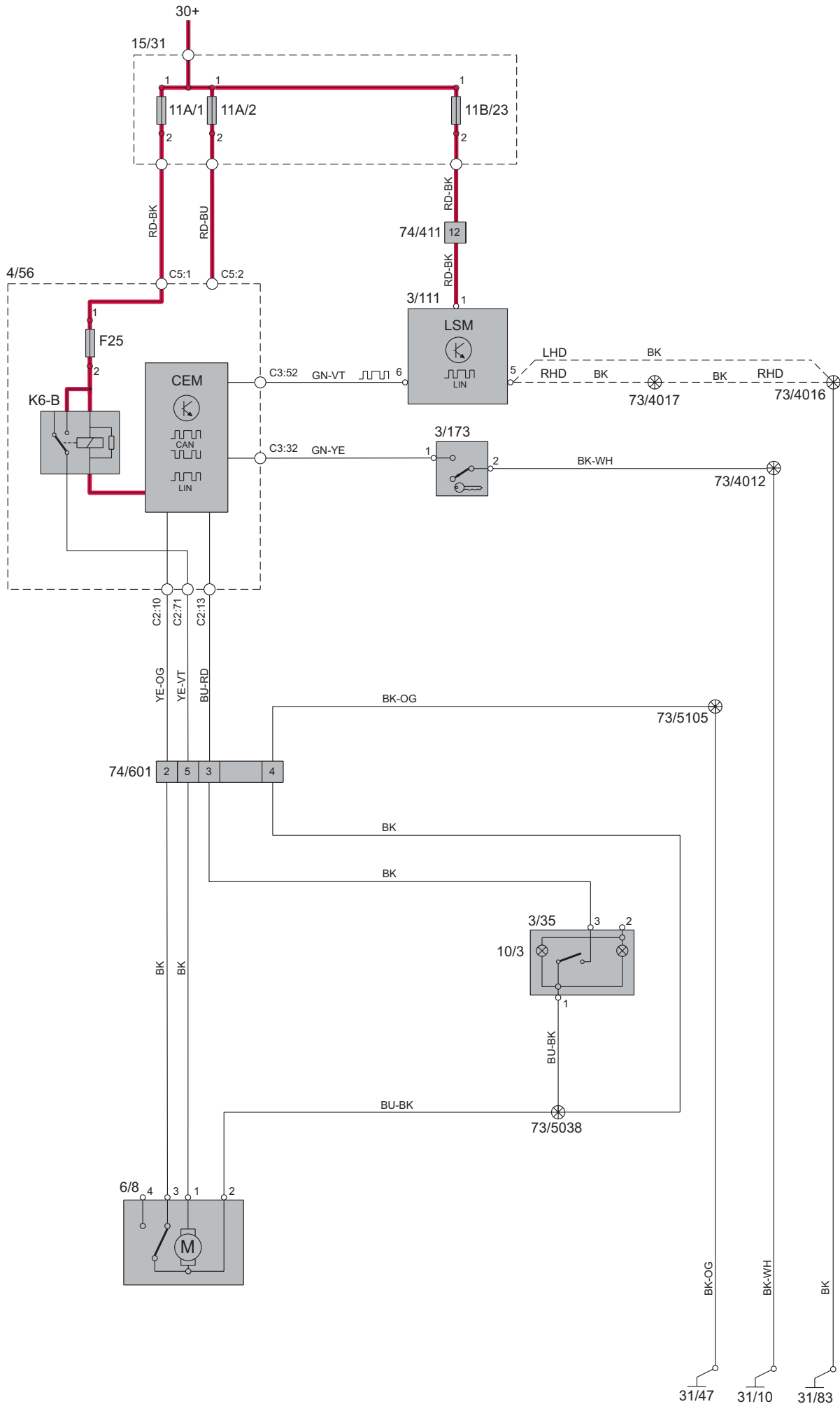


G029089



# Group 83 Doors and openings

## Central locking, trunk lid S80

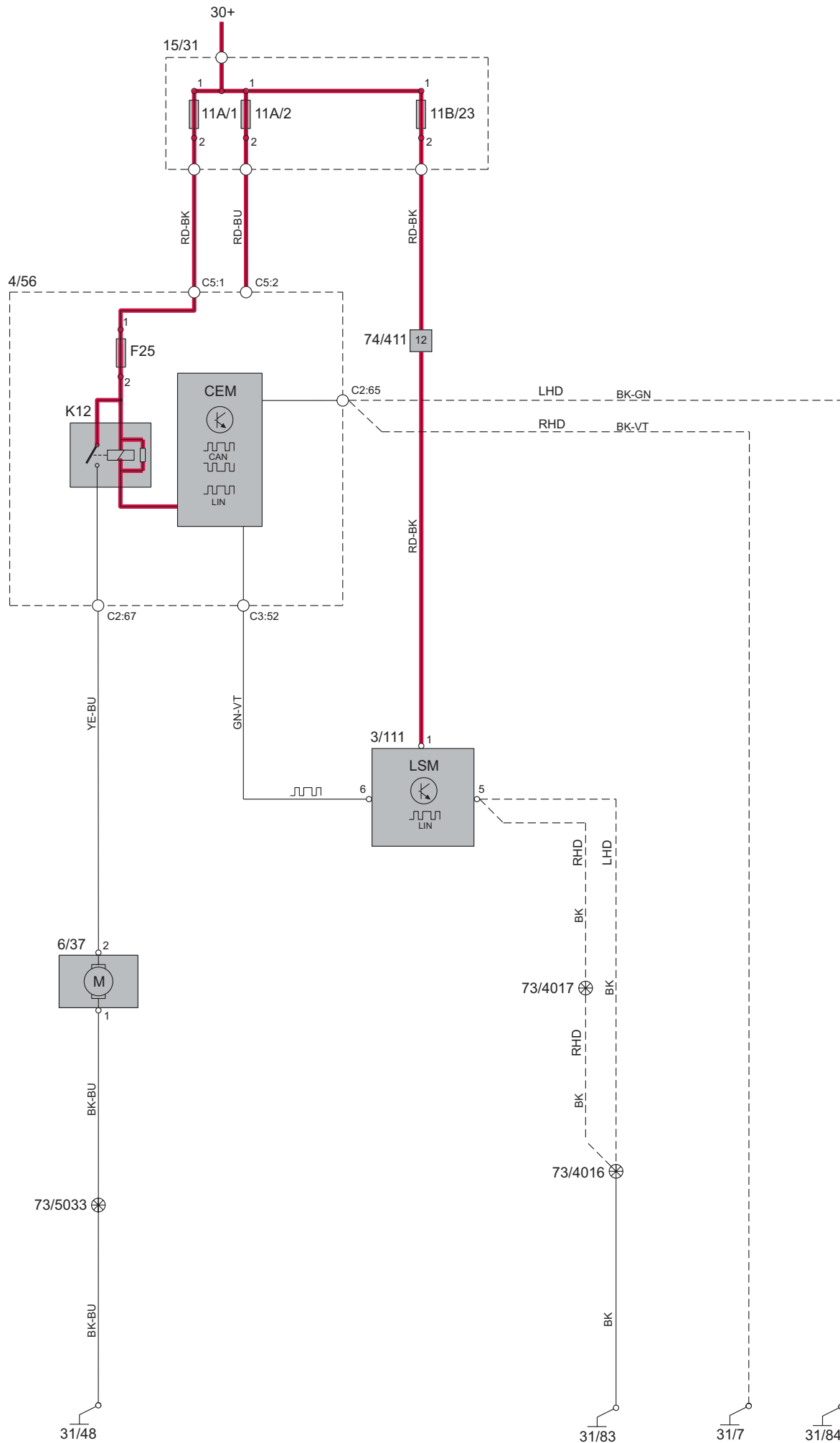


G029091



# Group 83 Doors and openings

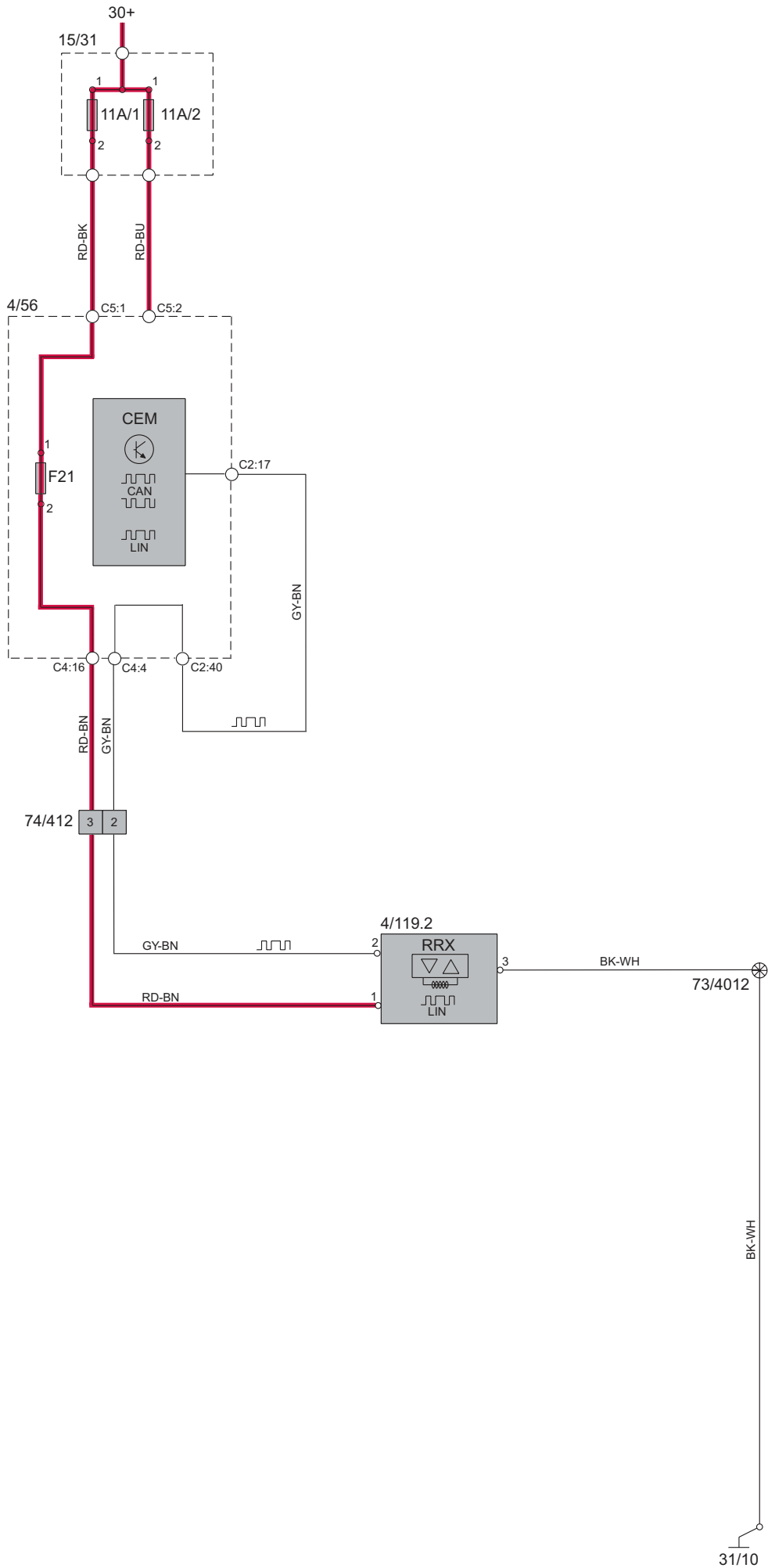
## Central locking, fuel filler flap



G029092

# Group 83 Doors and openings

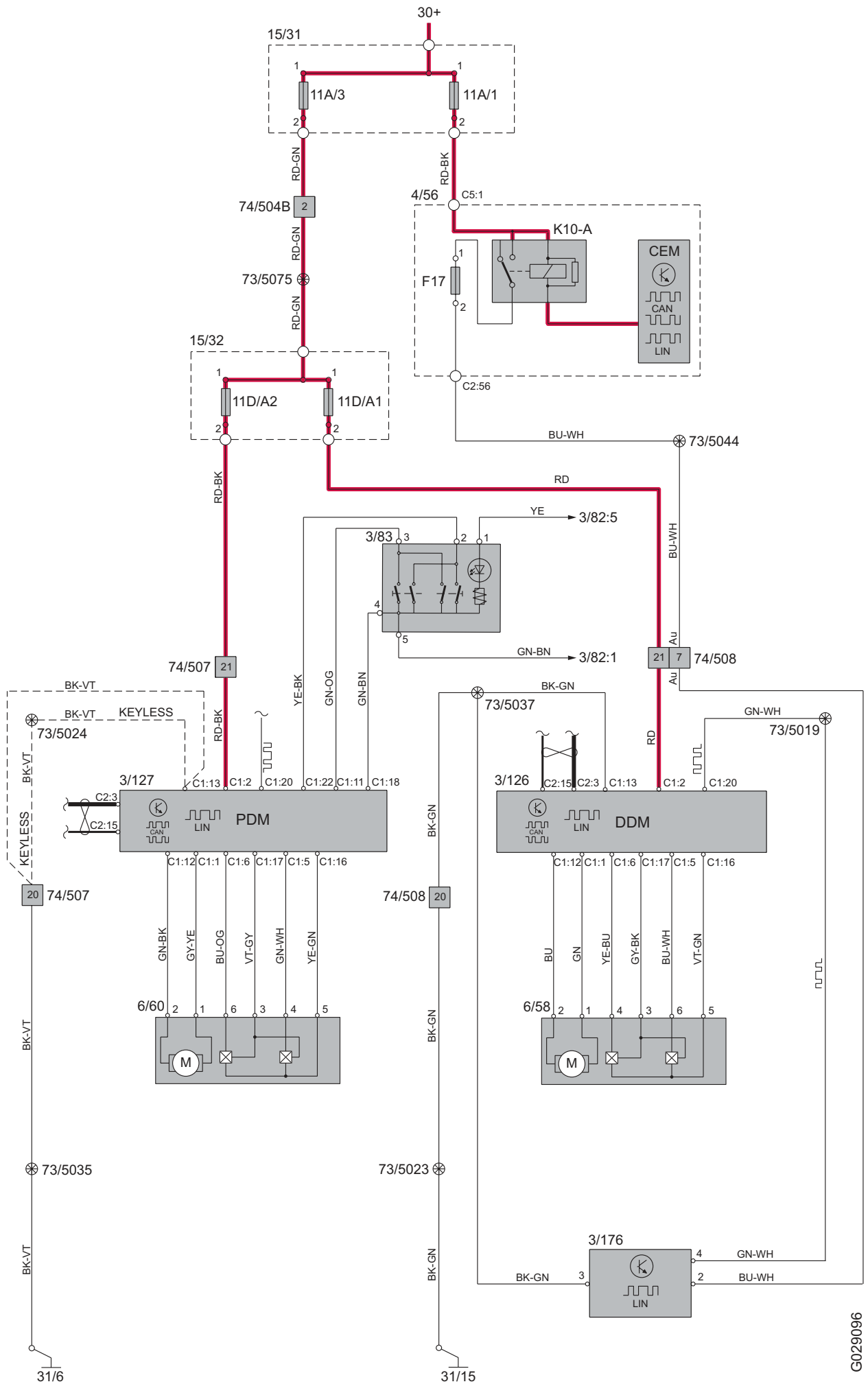
## Signal receiver, central locking





# Group 83 Doors and openings

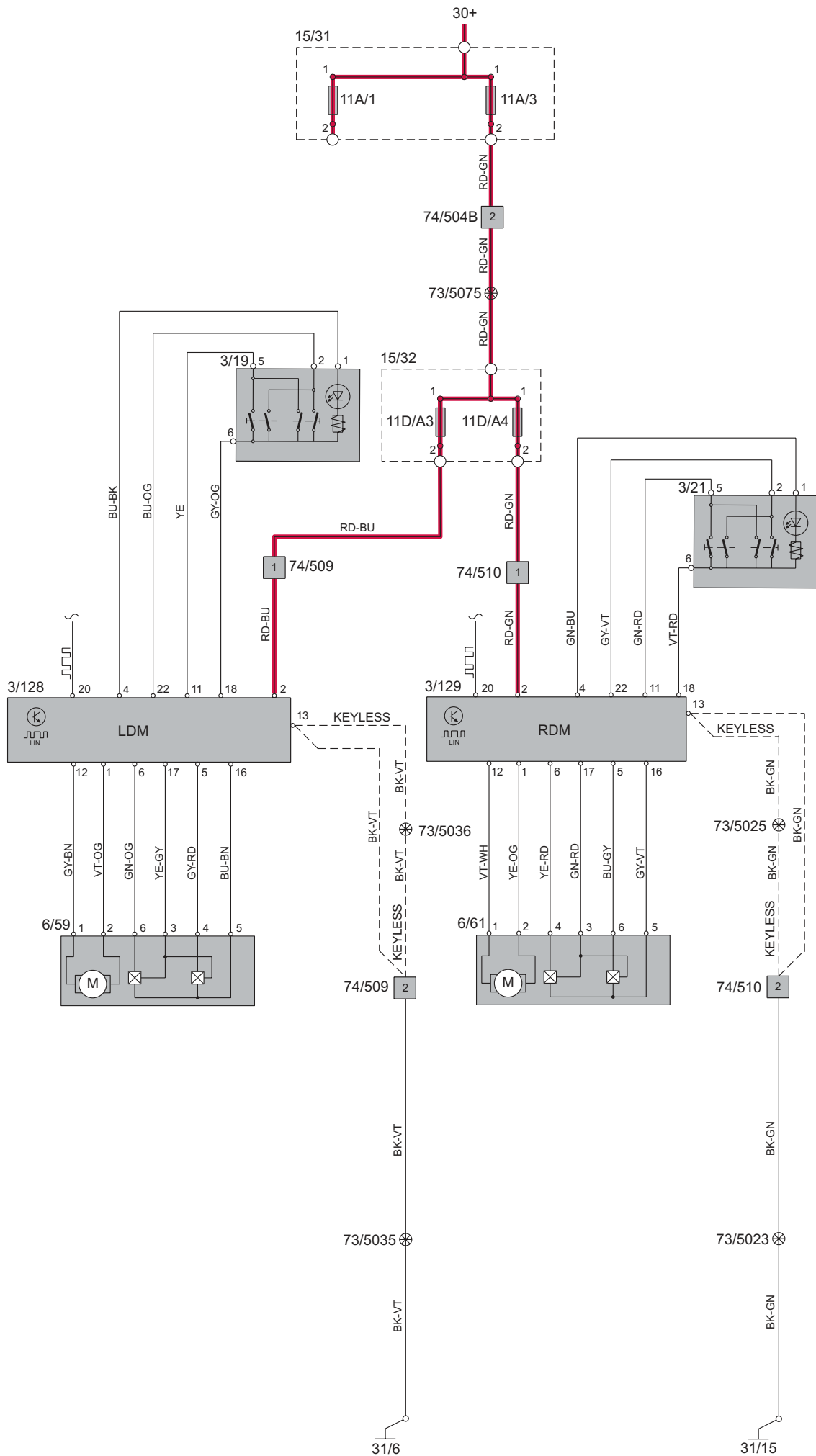
## Front door power windows, RHD



G029096

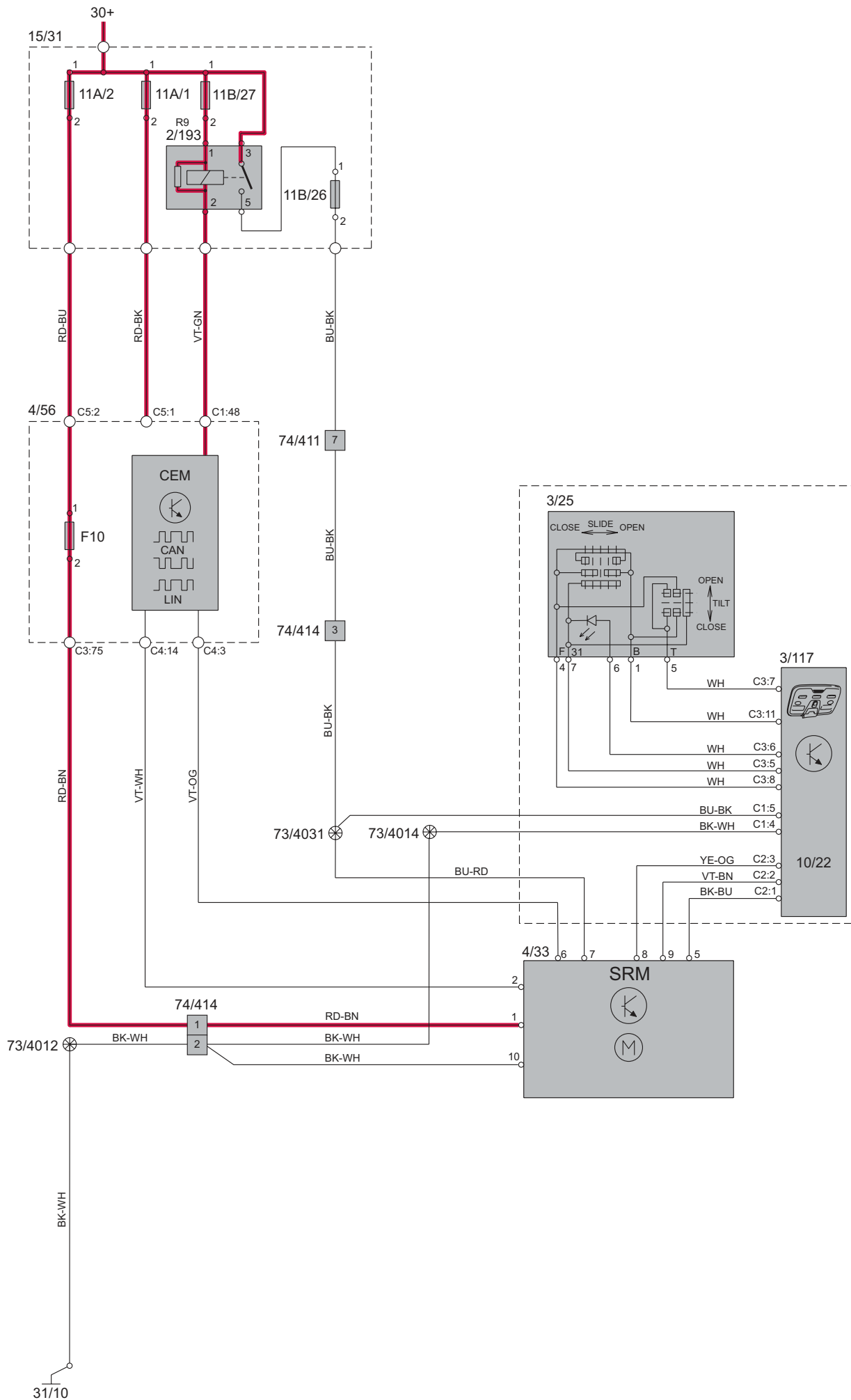
# Group 83 Doors and openings

## Rear door power windows

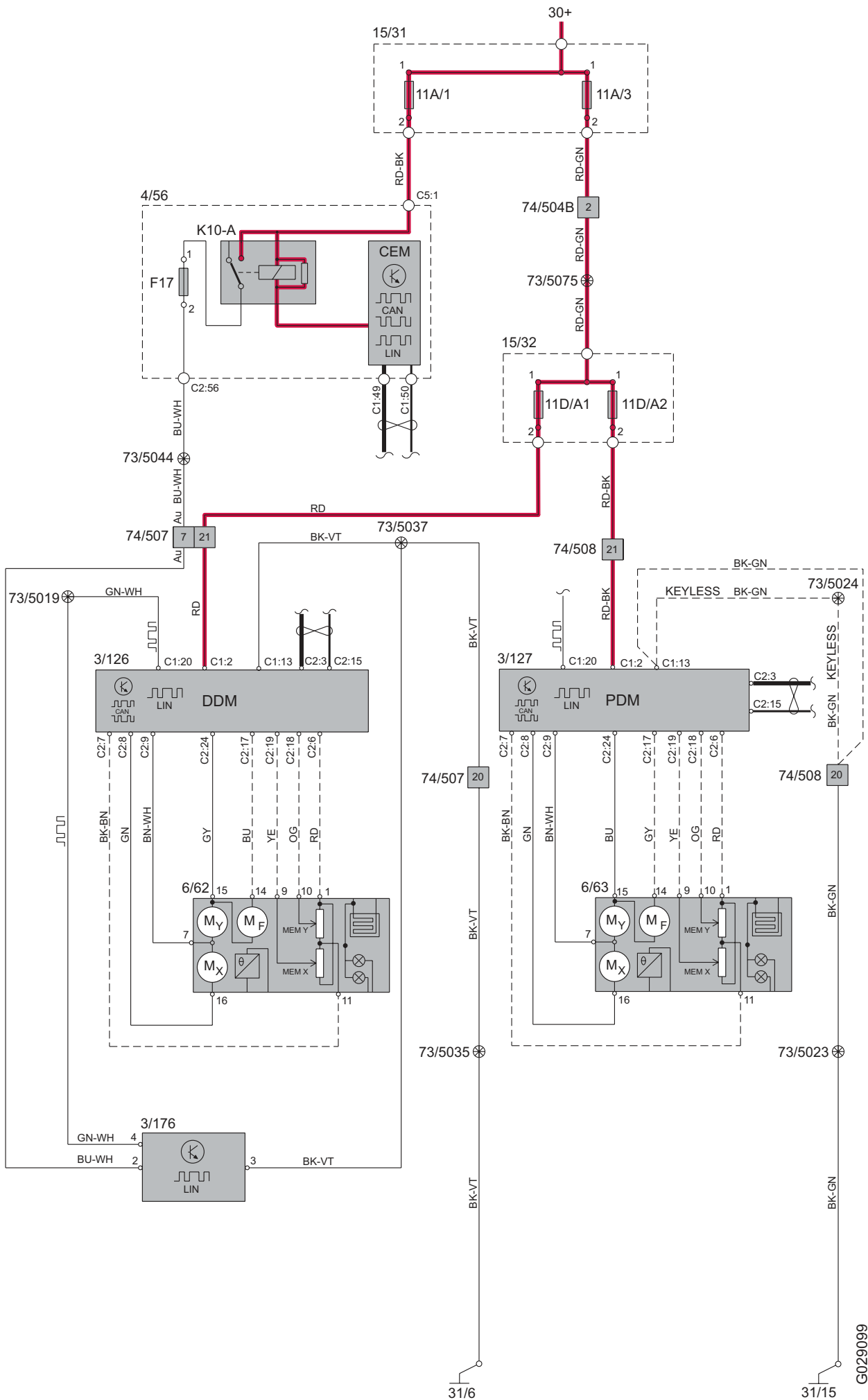


# Group 83 Doors and openings

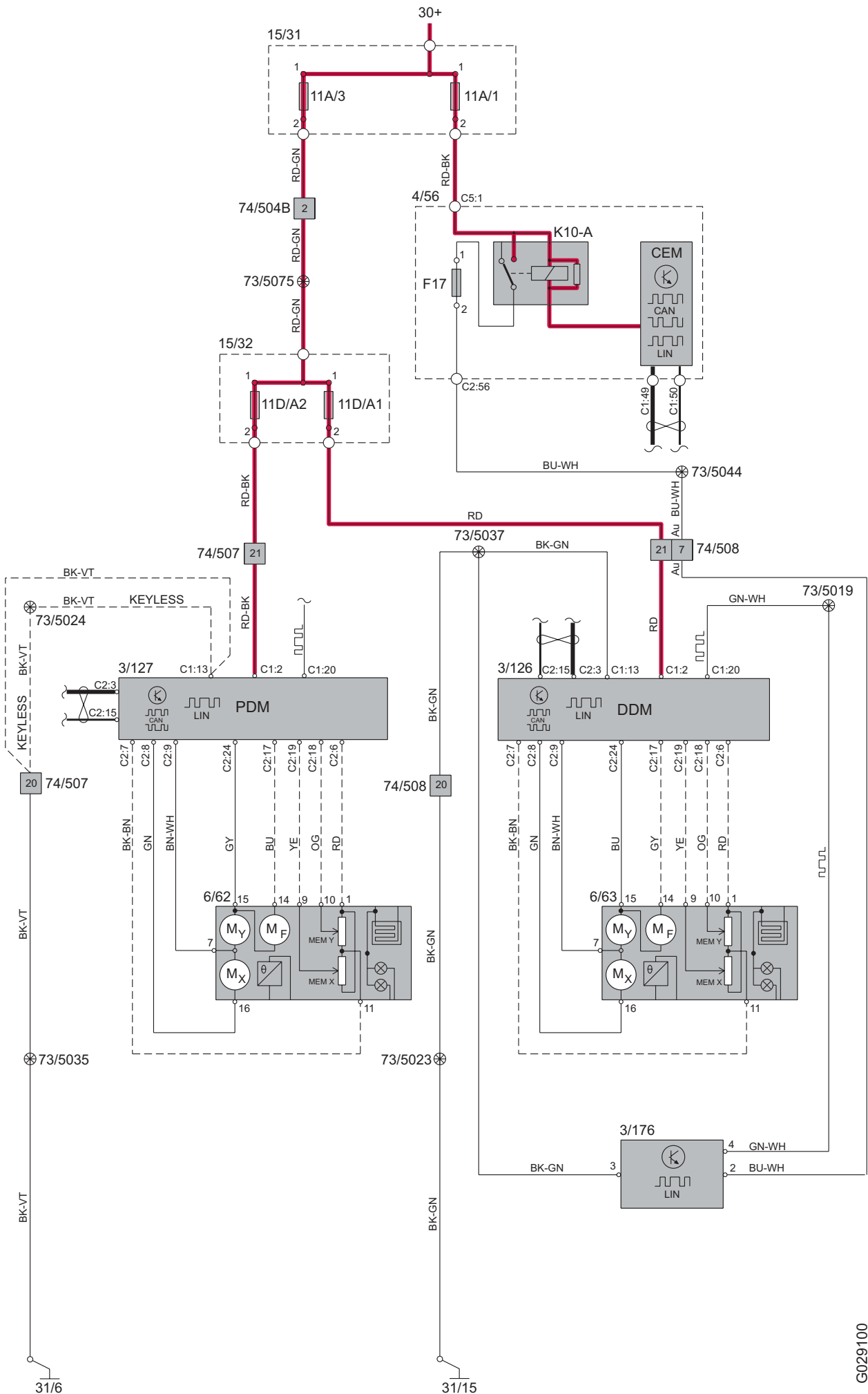
## Power sunroof



# Group 84 Exterior decorative elements etc. Power door mirrors, LHD

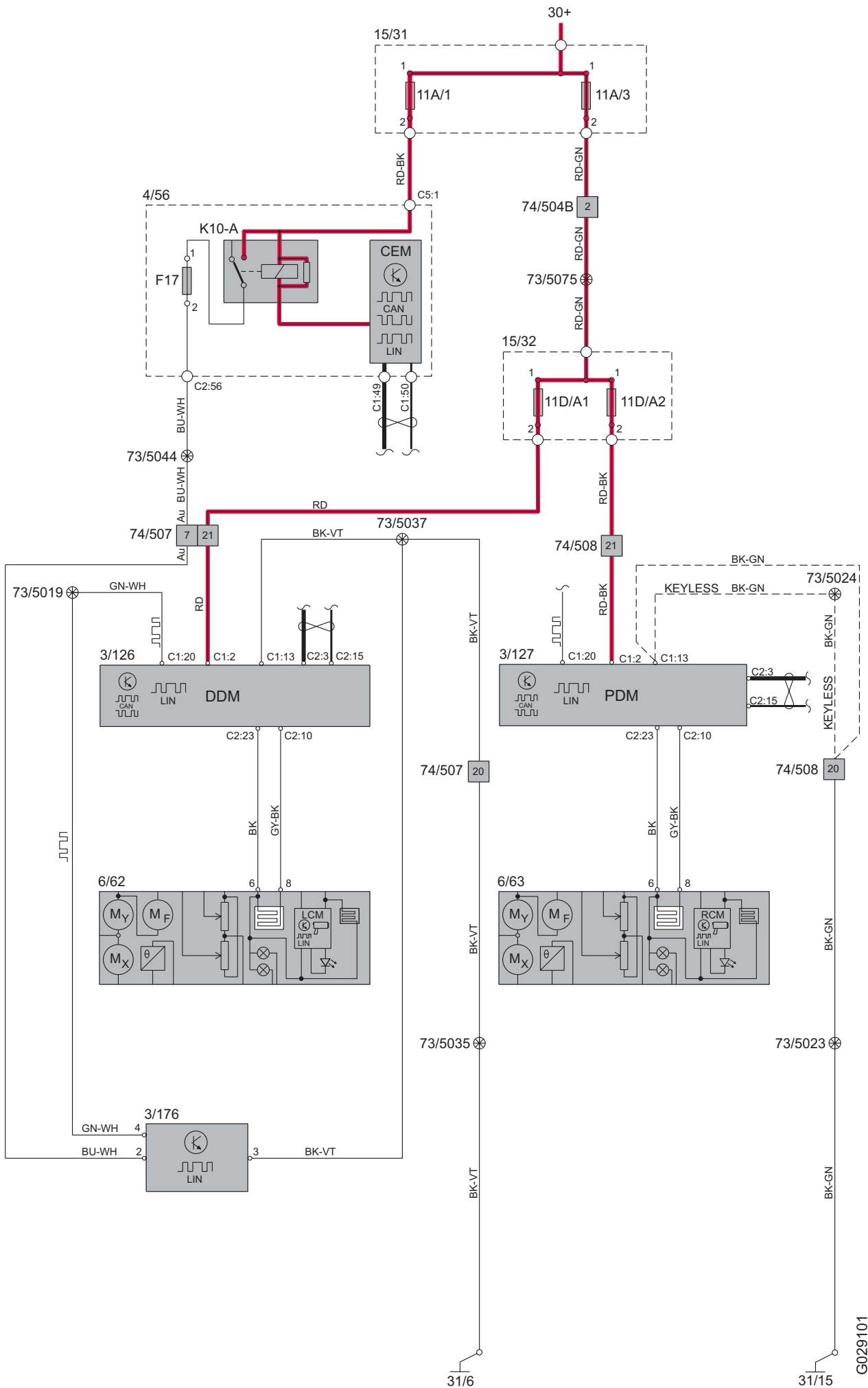


# Group 84 Exterior decorative elements, etc. Power door mirrors, RHD

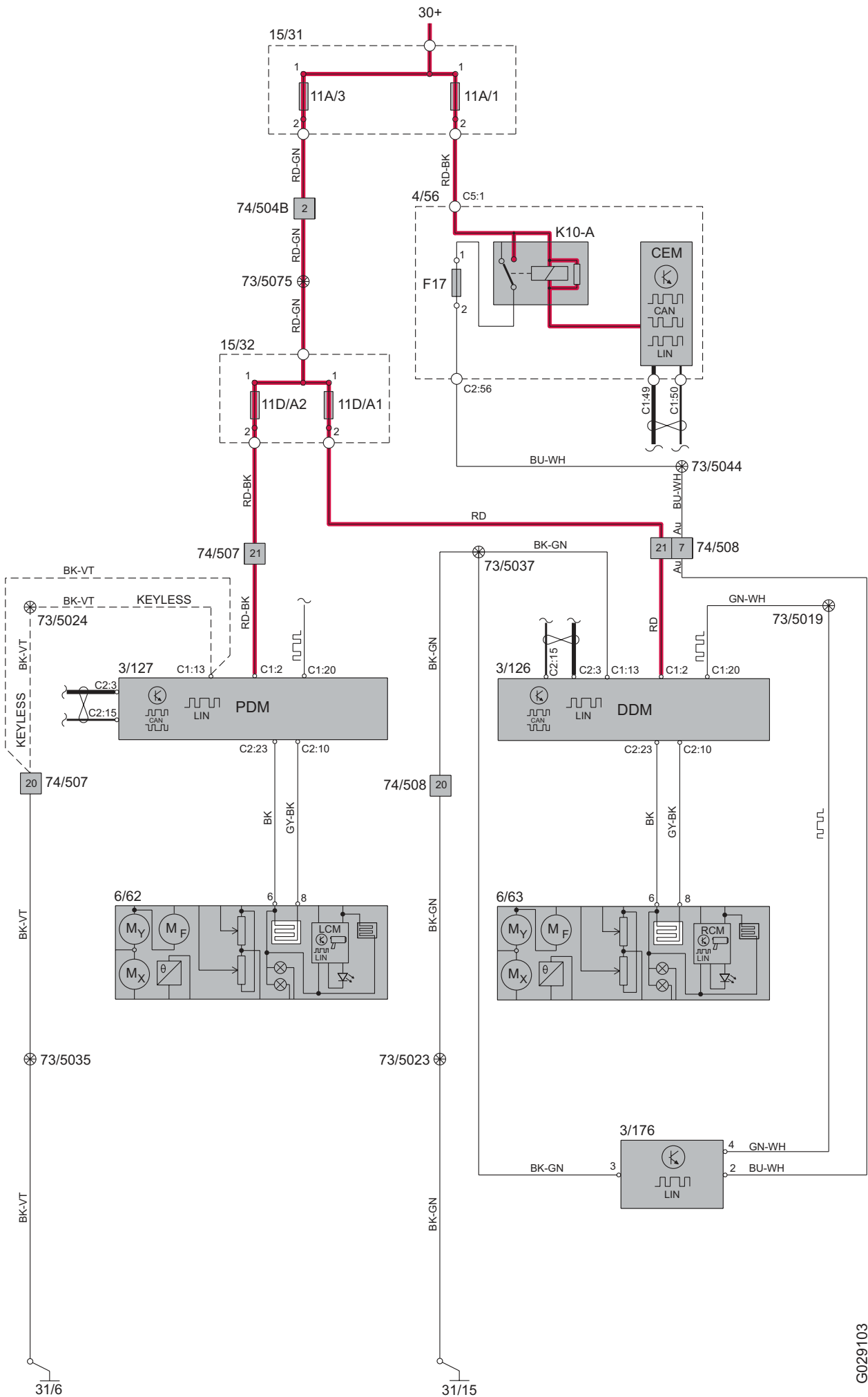




# Group 84 Exterior decorative elements, etc. Heated door mirrors, LHD

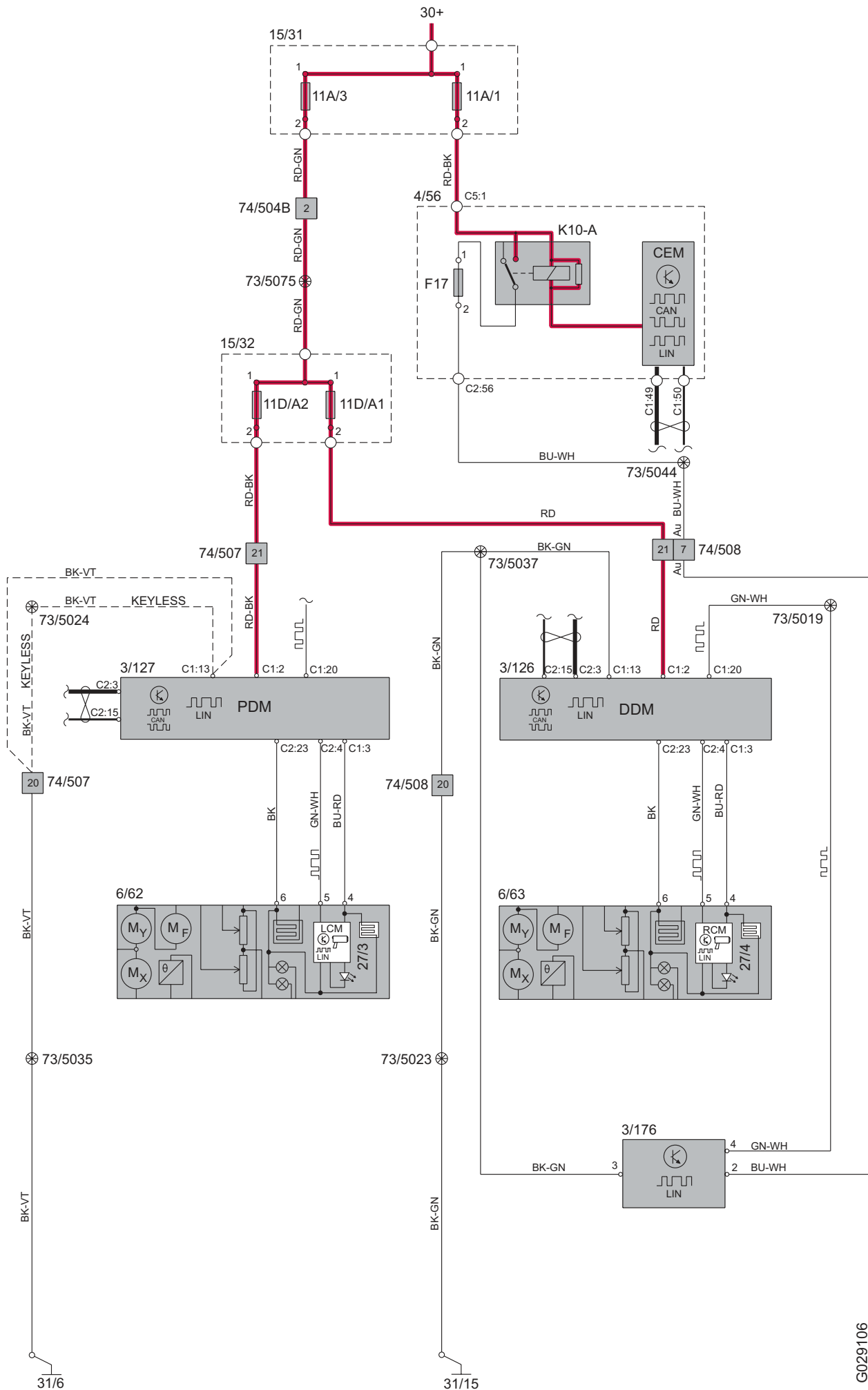


# Group 84 Exterior decorative elements, etc. Heated door mirrors, RHD





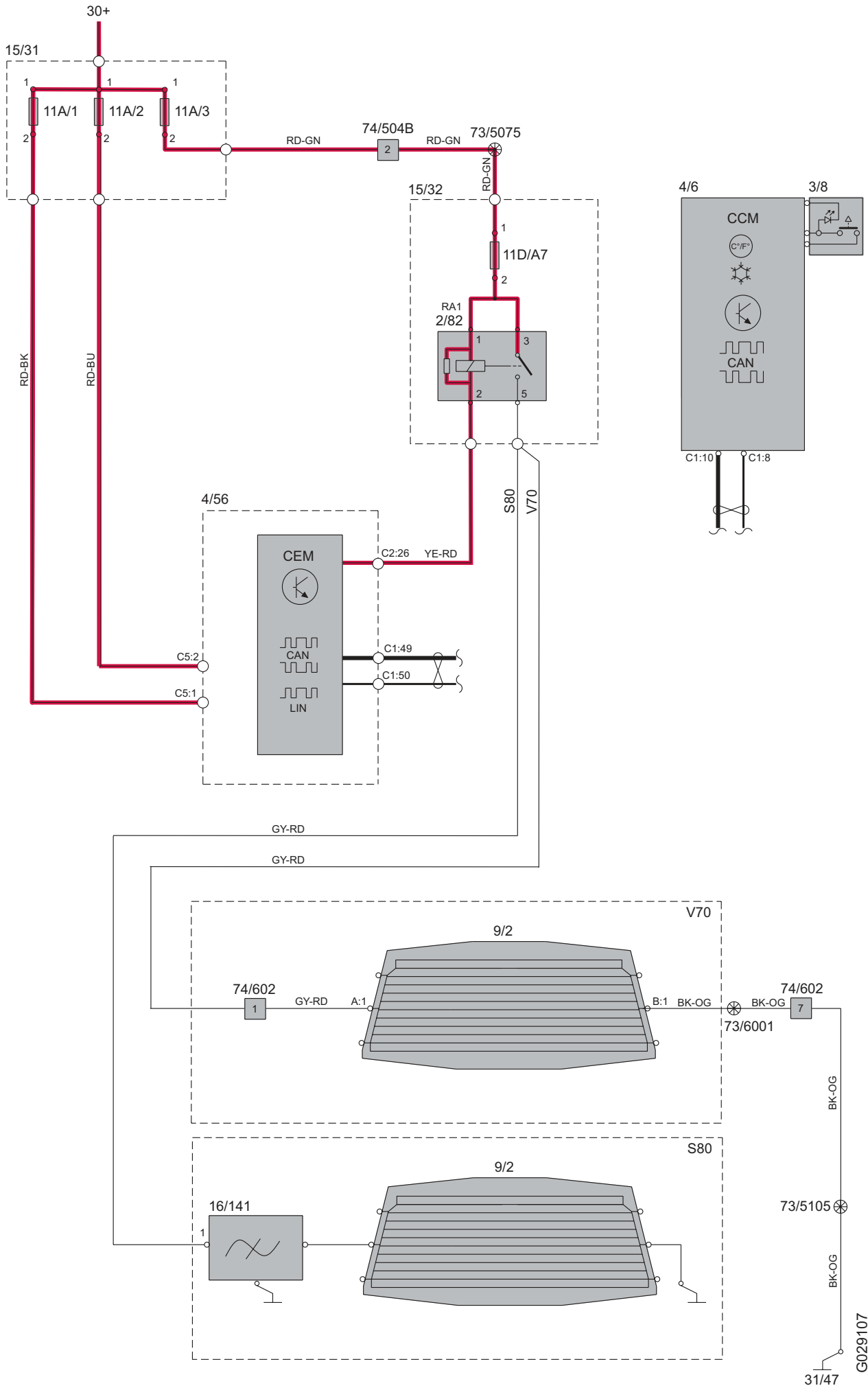
# Group 84 Exterior decorative elements, etc. Blind spot information system RHD



G029106

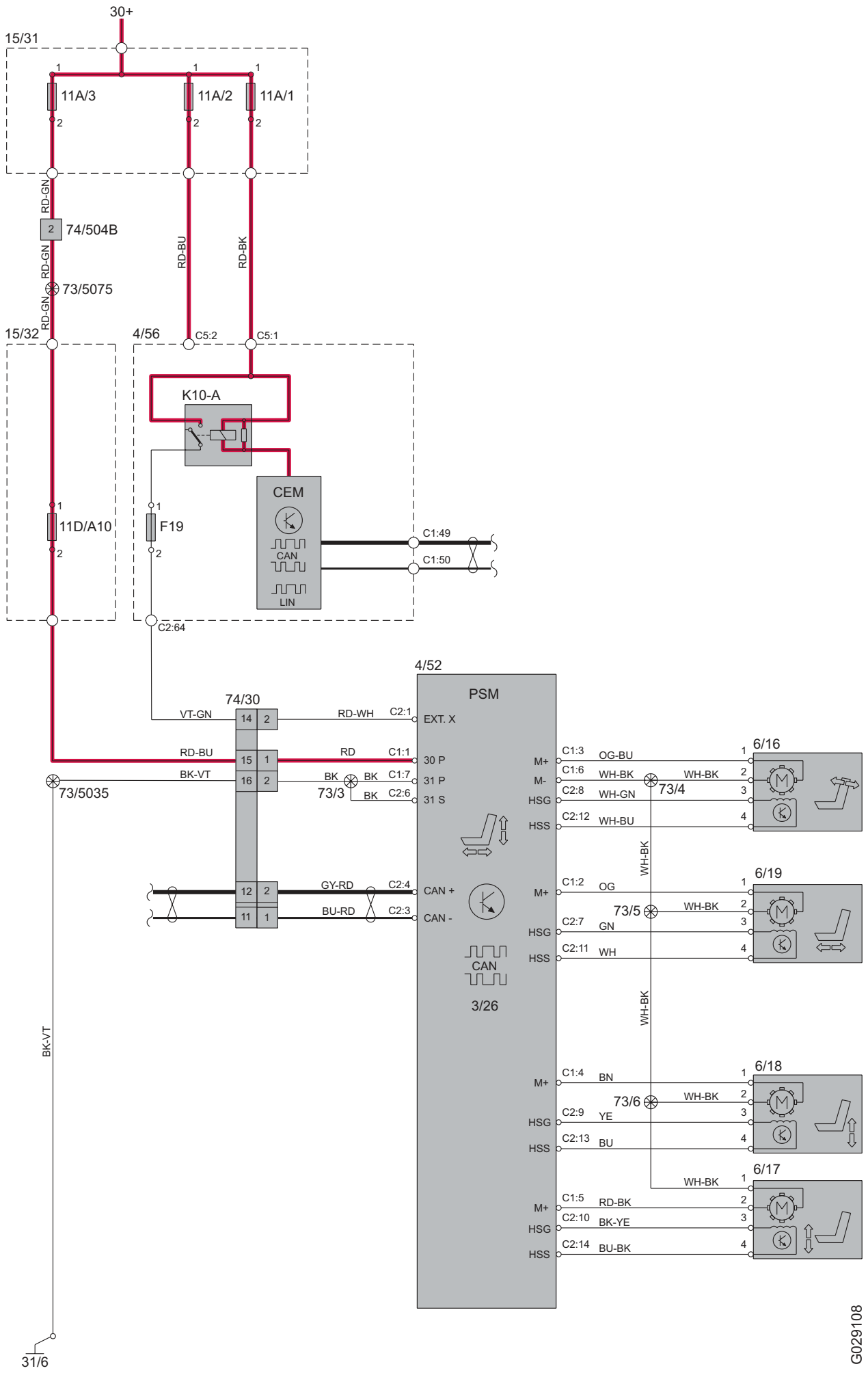
# Group 84 Exterior decorative elements, etc.

## Heated rear window



# Group 85 Interior equipment

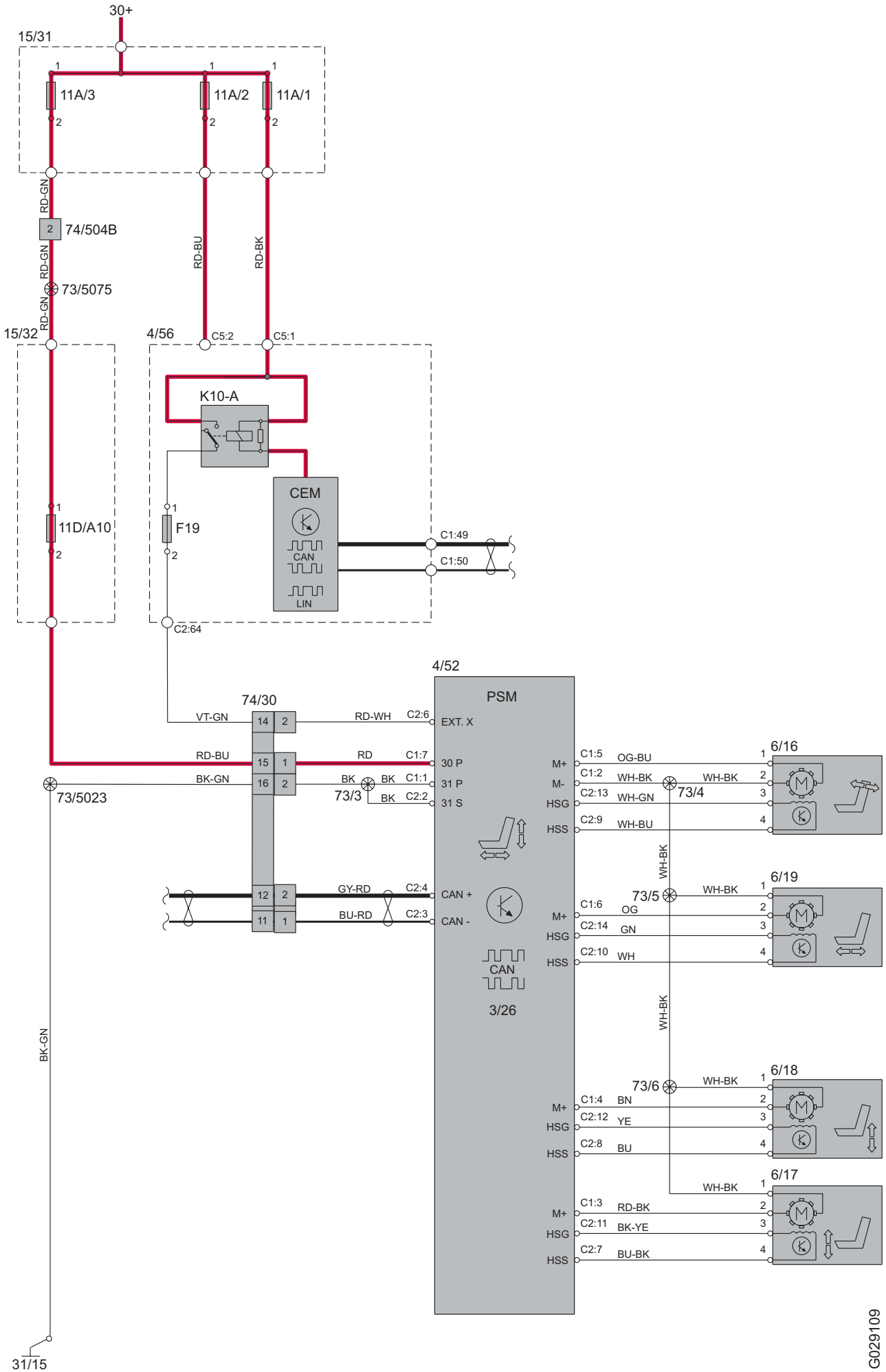
## Power driver's seat with memory function, LHD



G029108

# Group 85 Interior equipment

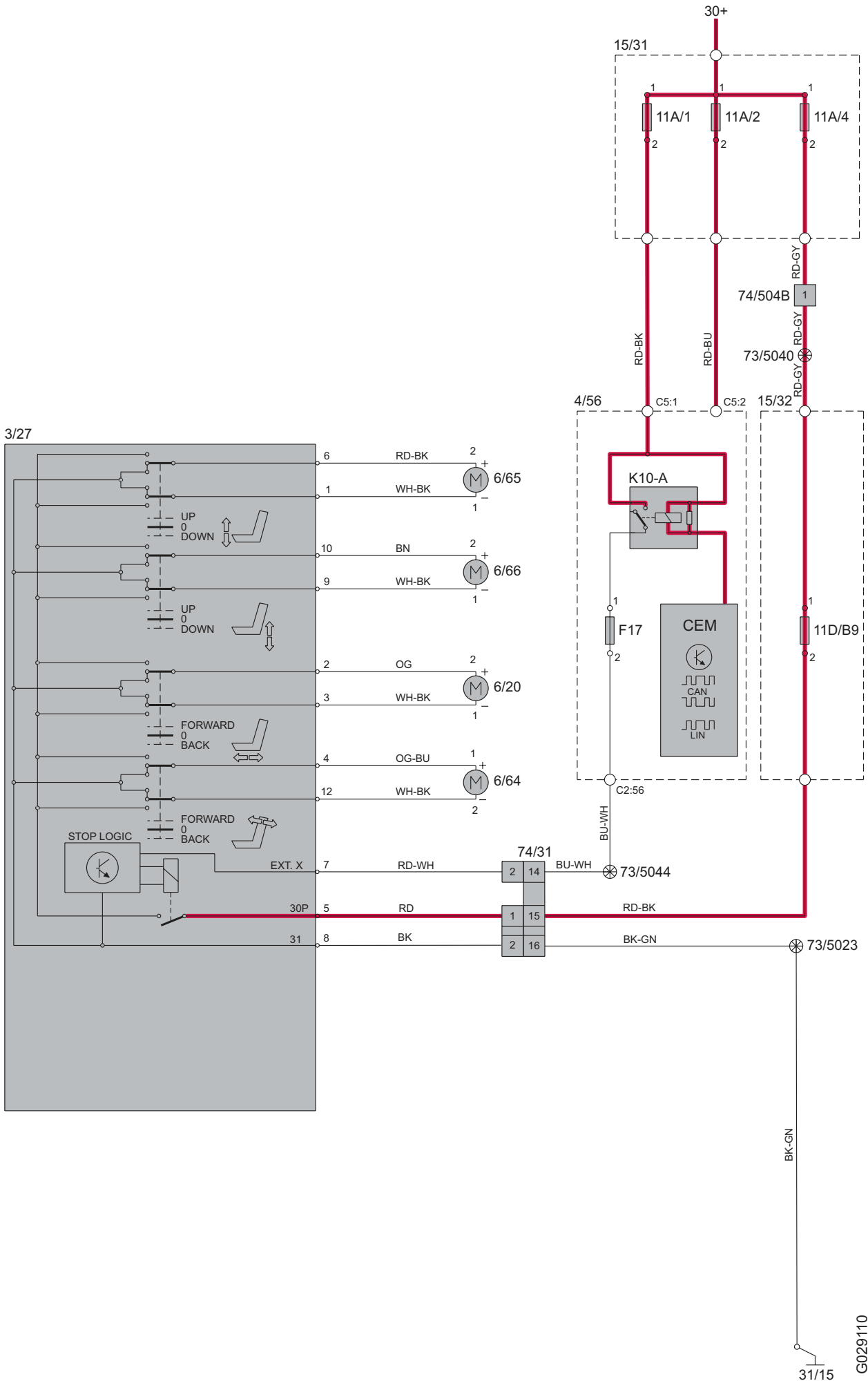
## Power driver's seat with memory function, RHD



G029109

# Group 85 Interior equipment

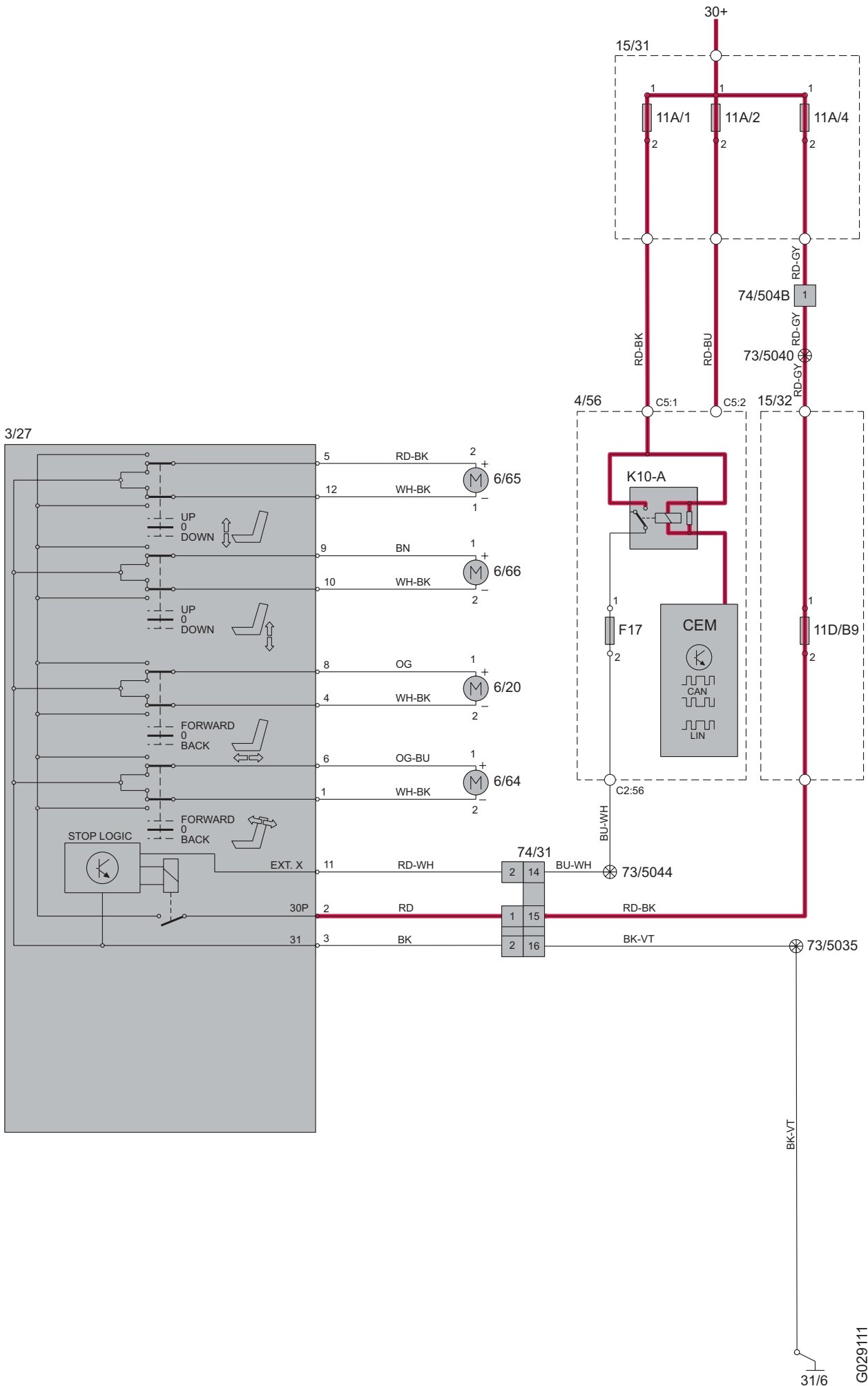
## Power passenger seat, LHD





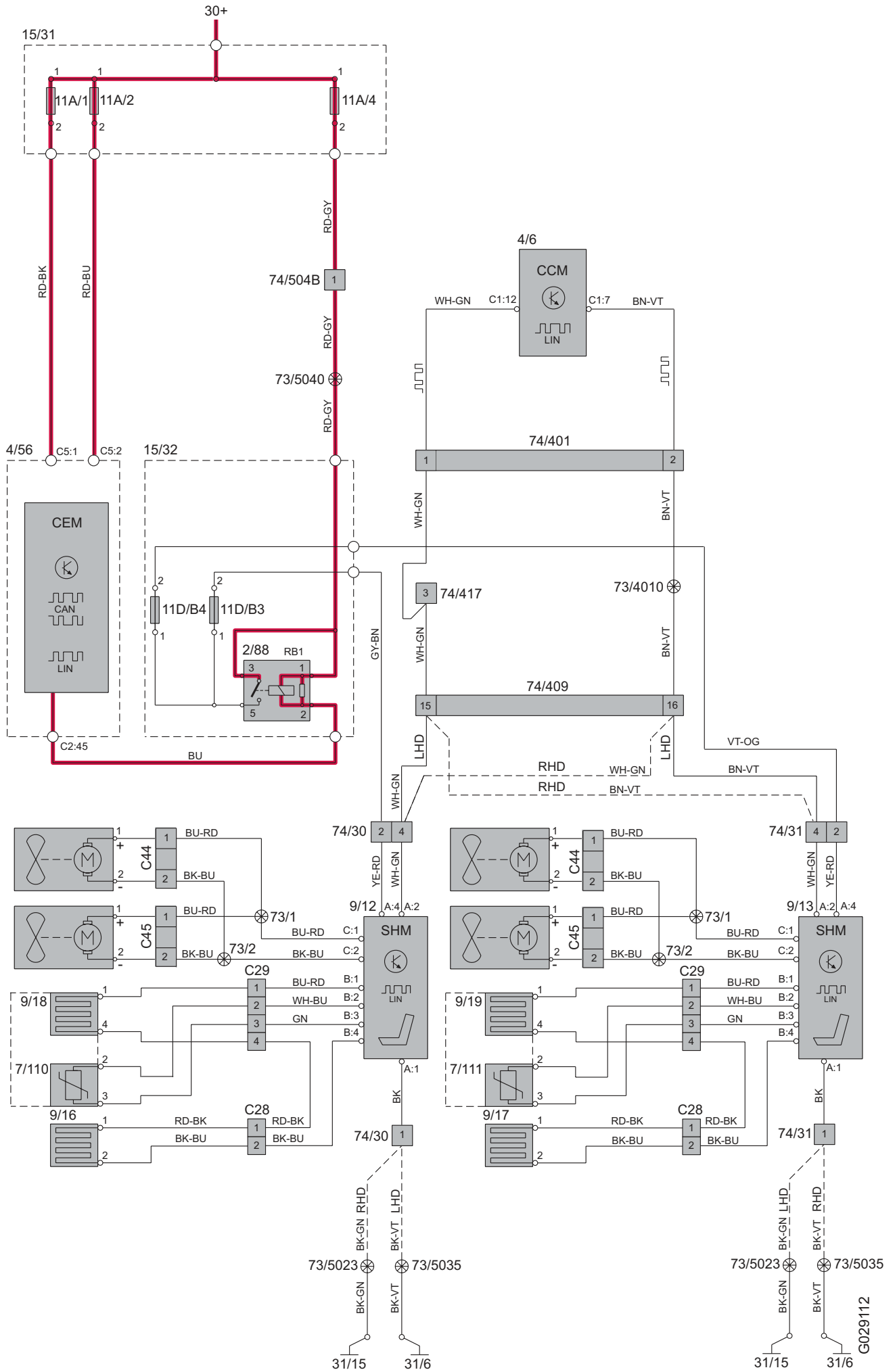
# Group 85 Interior equipment

## Power passenger seat, RHD



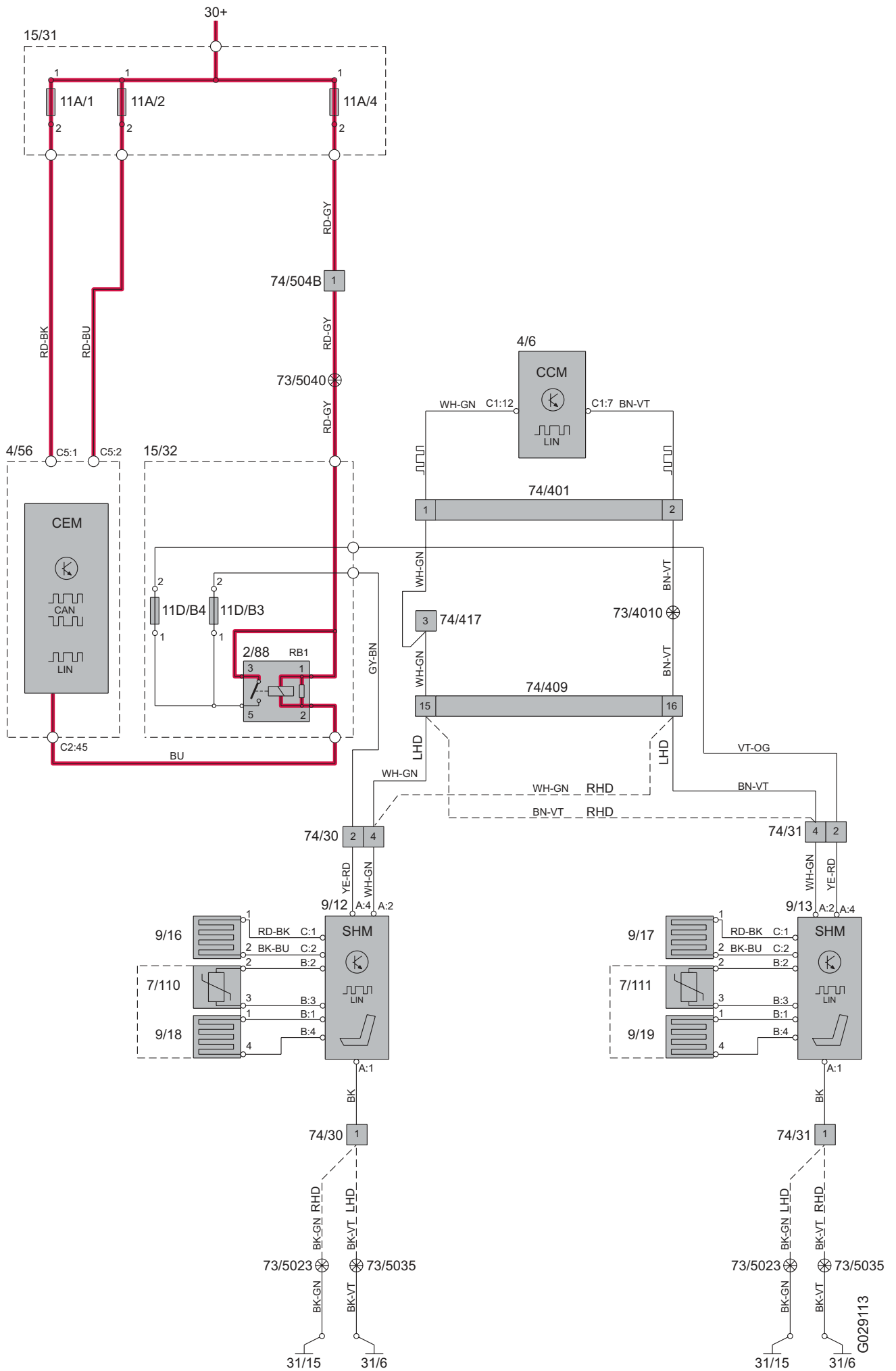
# Group 85 Interior equipment

## Heated power front seats with fans



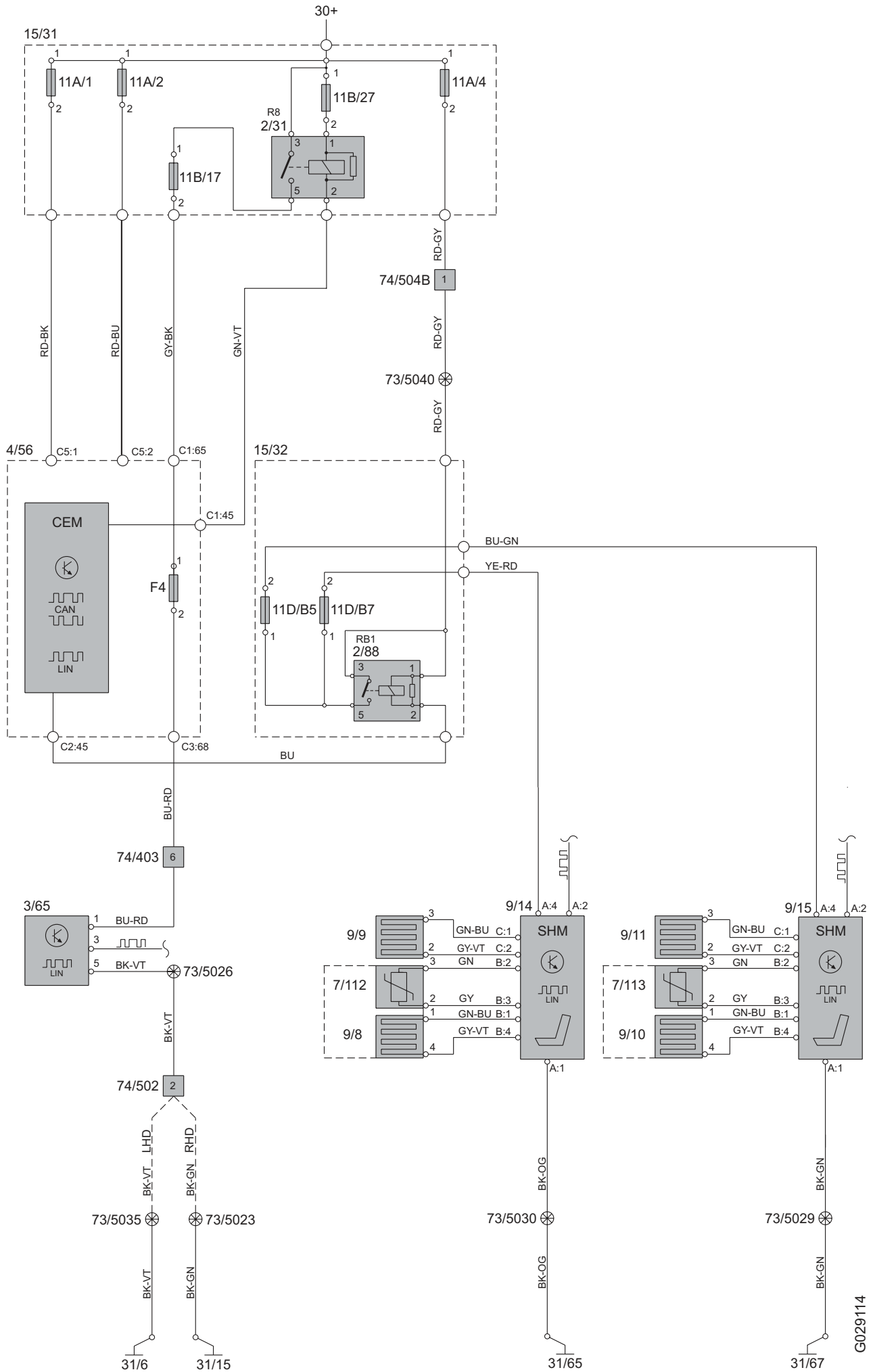
# Group 85 Interior equipment

## Heated power front seats without fans



# Group 85 Interior equipment

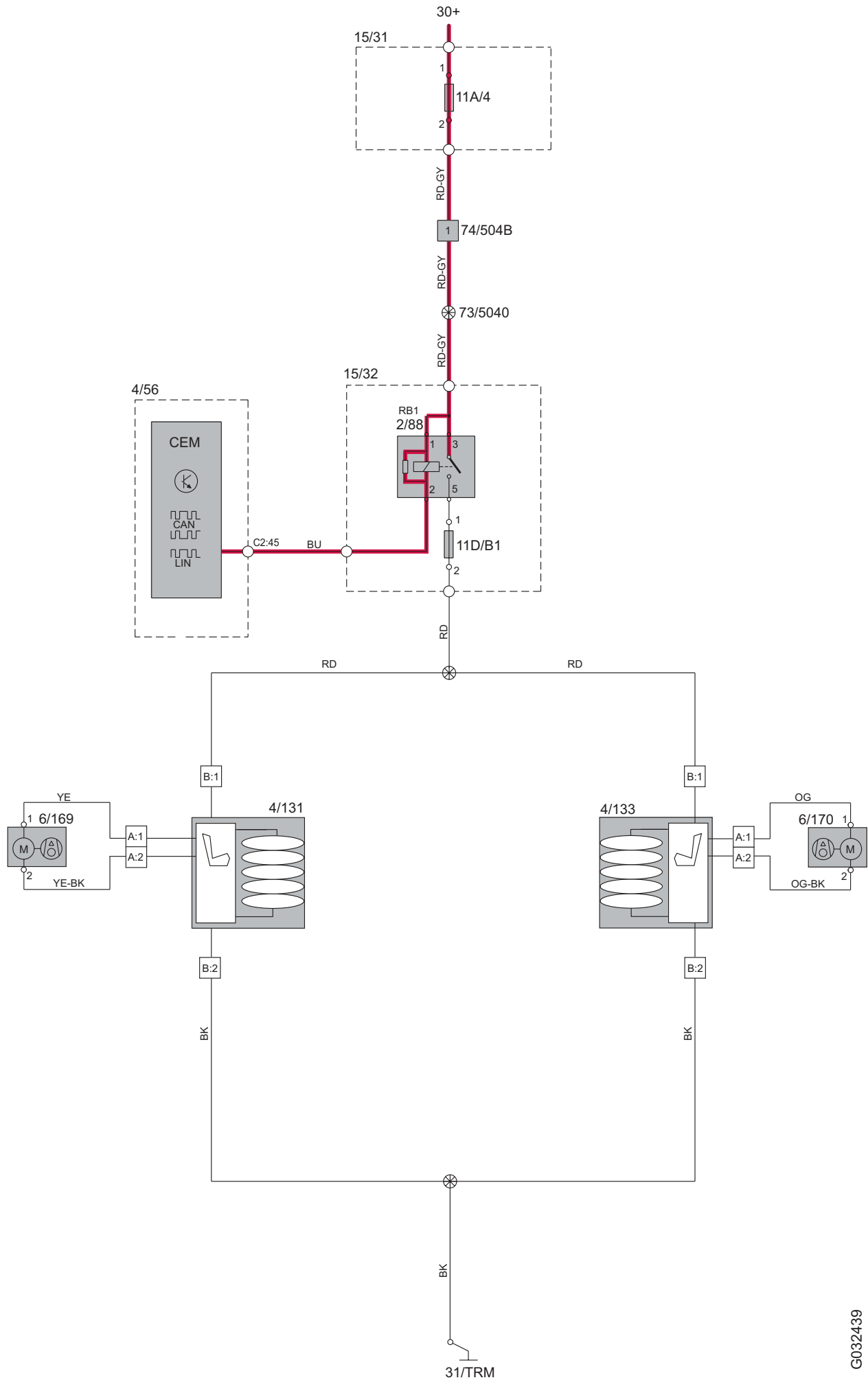
## Electrically heated rear seat



G029114

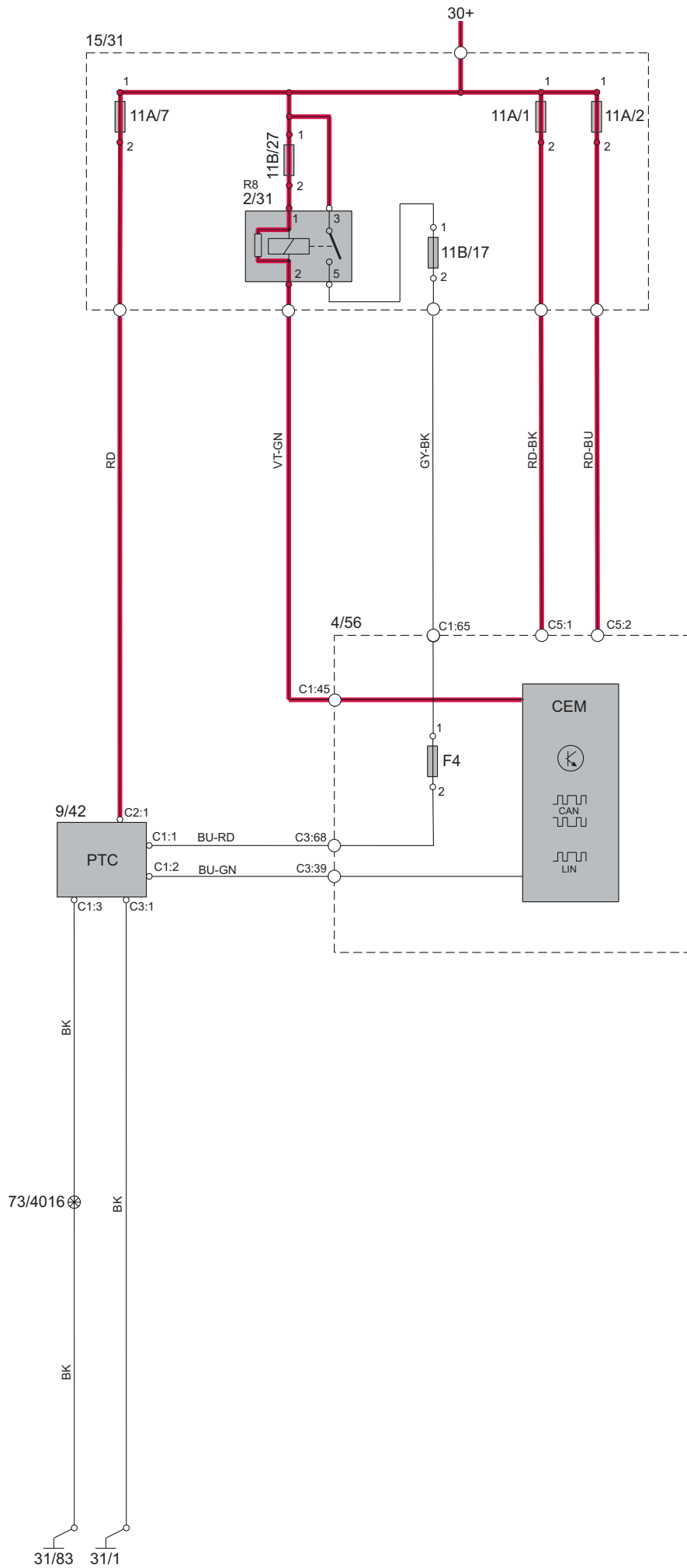
# Group 85 Interior equipment

## Massage seats



# Group 87 Climate control system

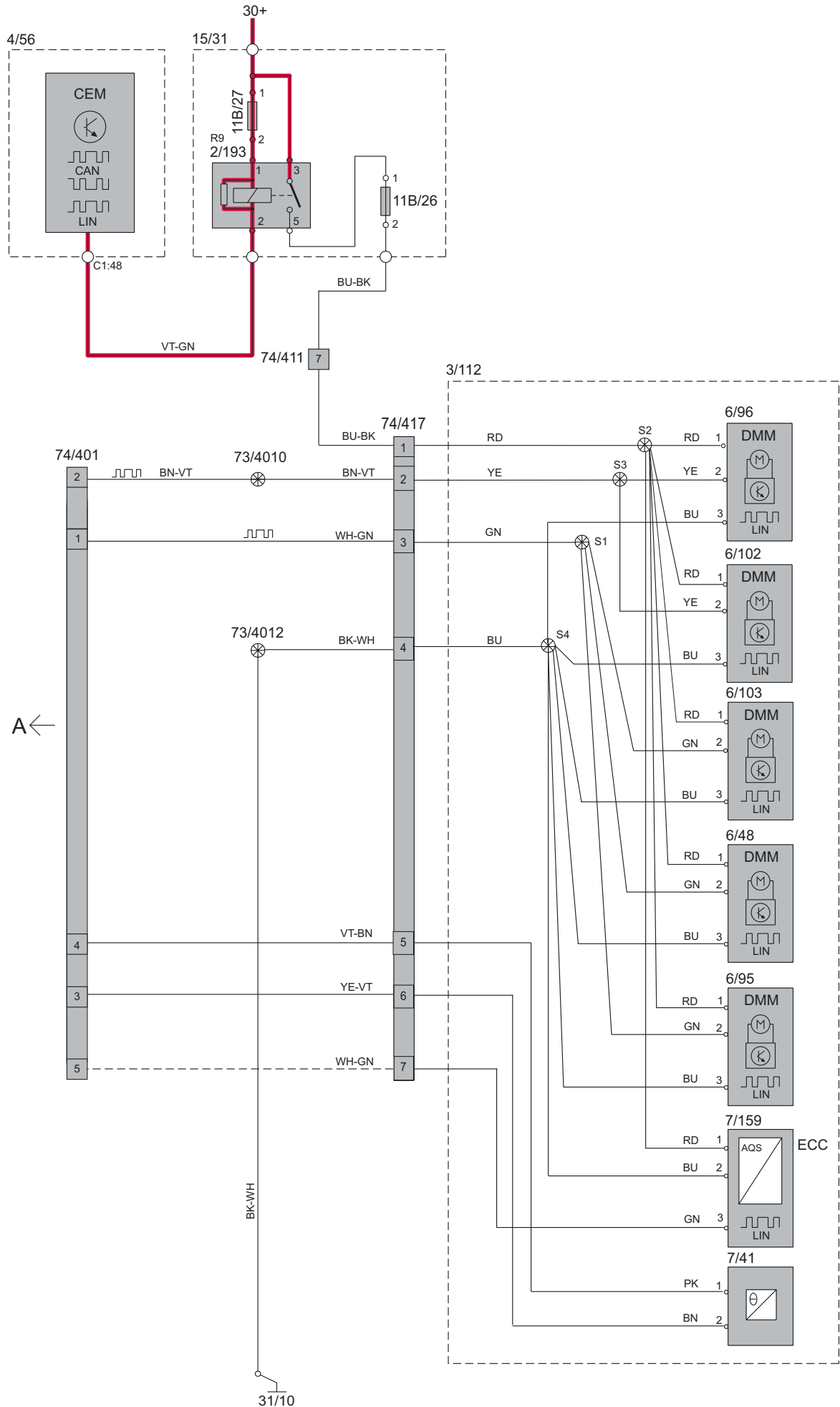
## Climate control system PTC-element





# Group 87 Climate control system

## Climate control system, 4-Cyl. 2:2

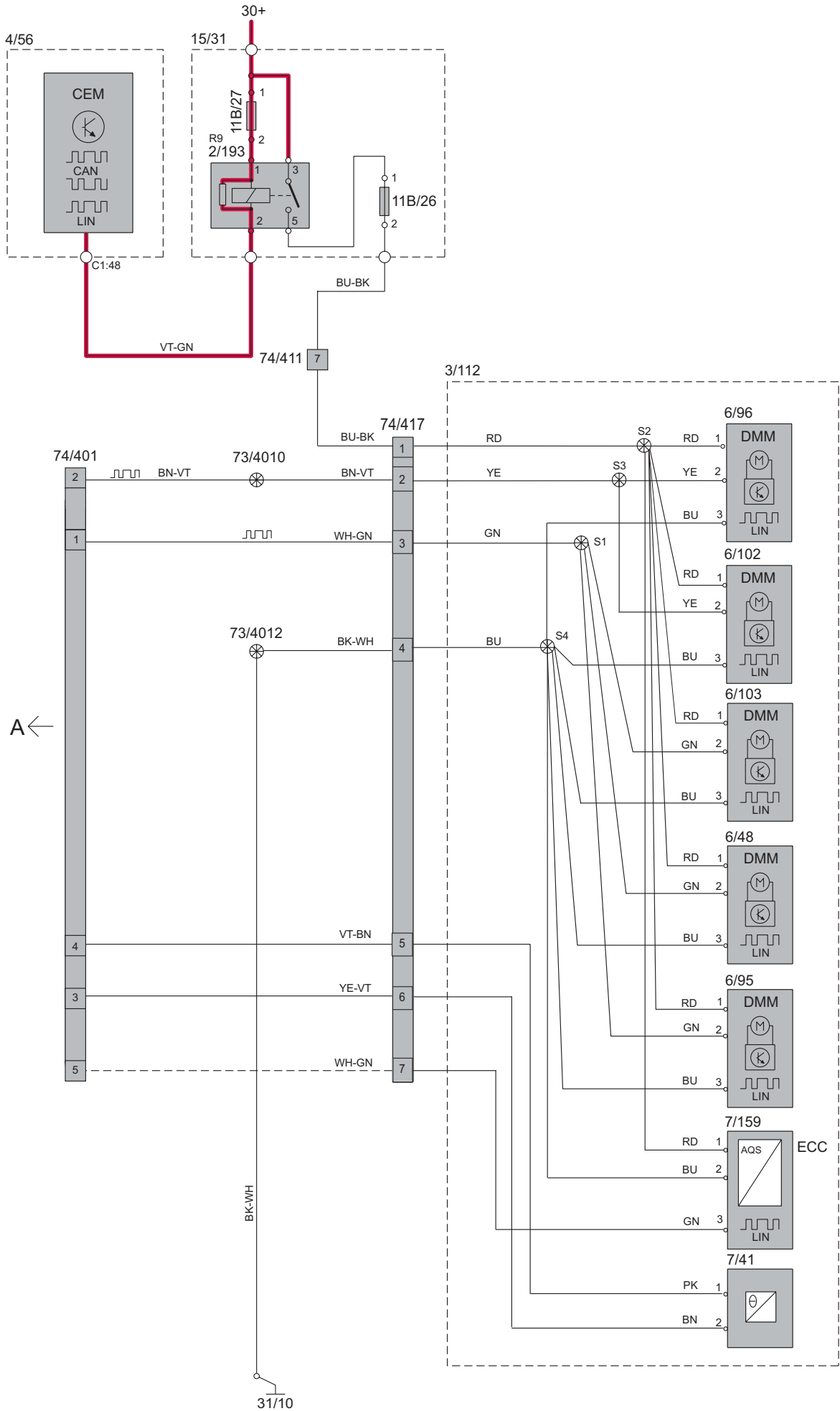






# Group 87 Climate control system

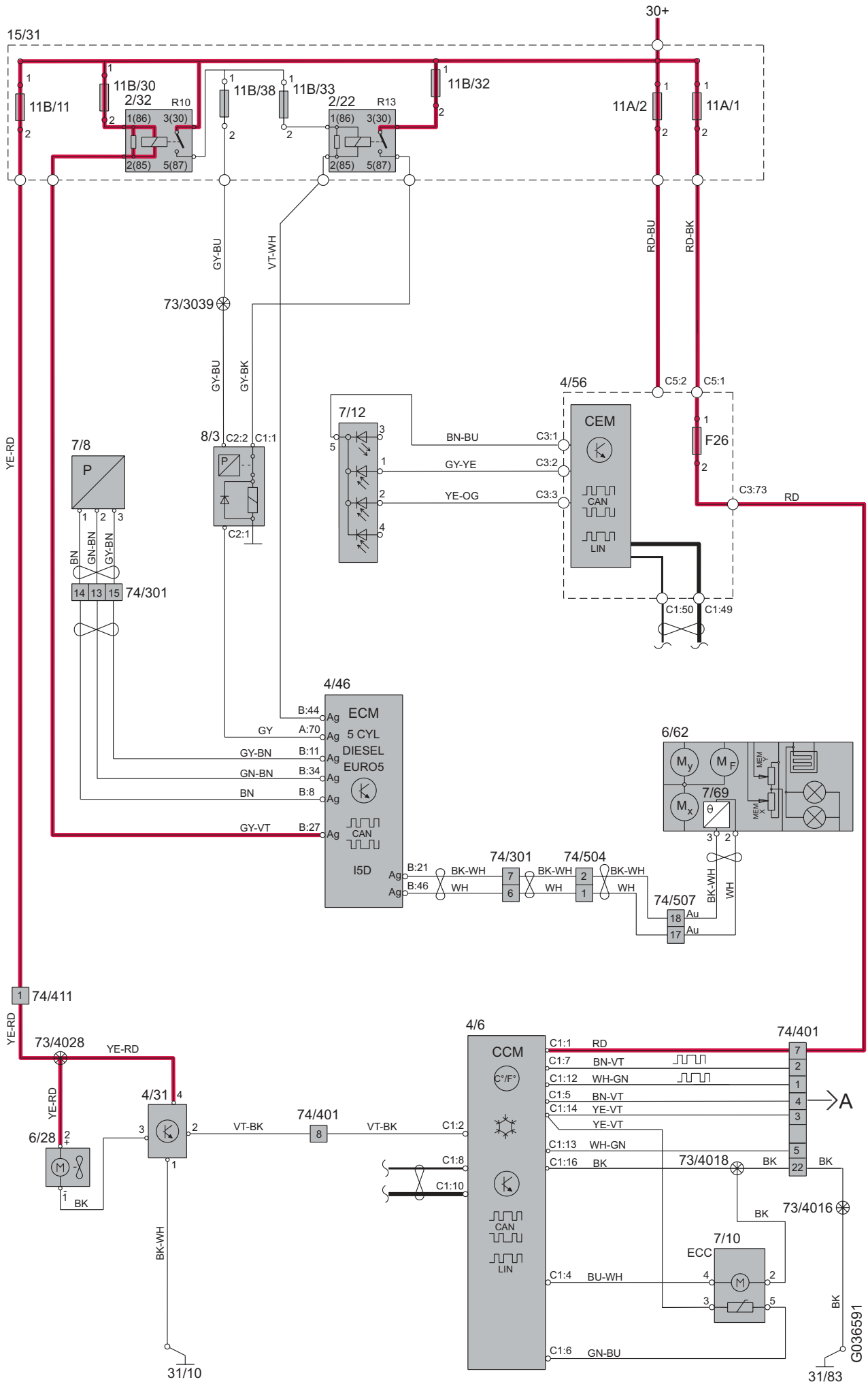
## Climate control system, 5-, 6- & 8-Cyl. 2:2



A ←

# Group 87 Climate control system

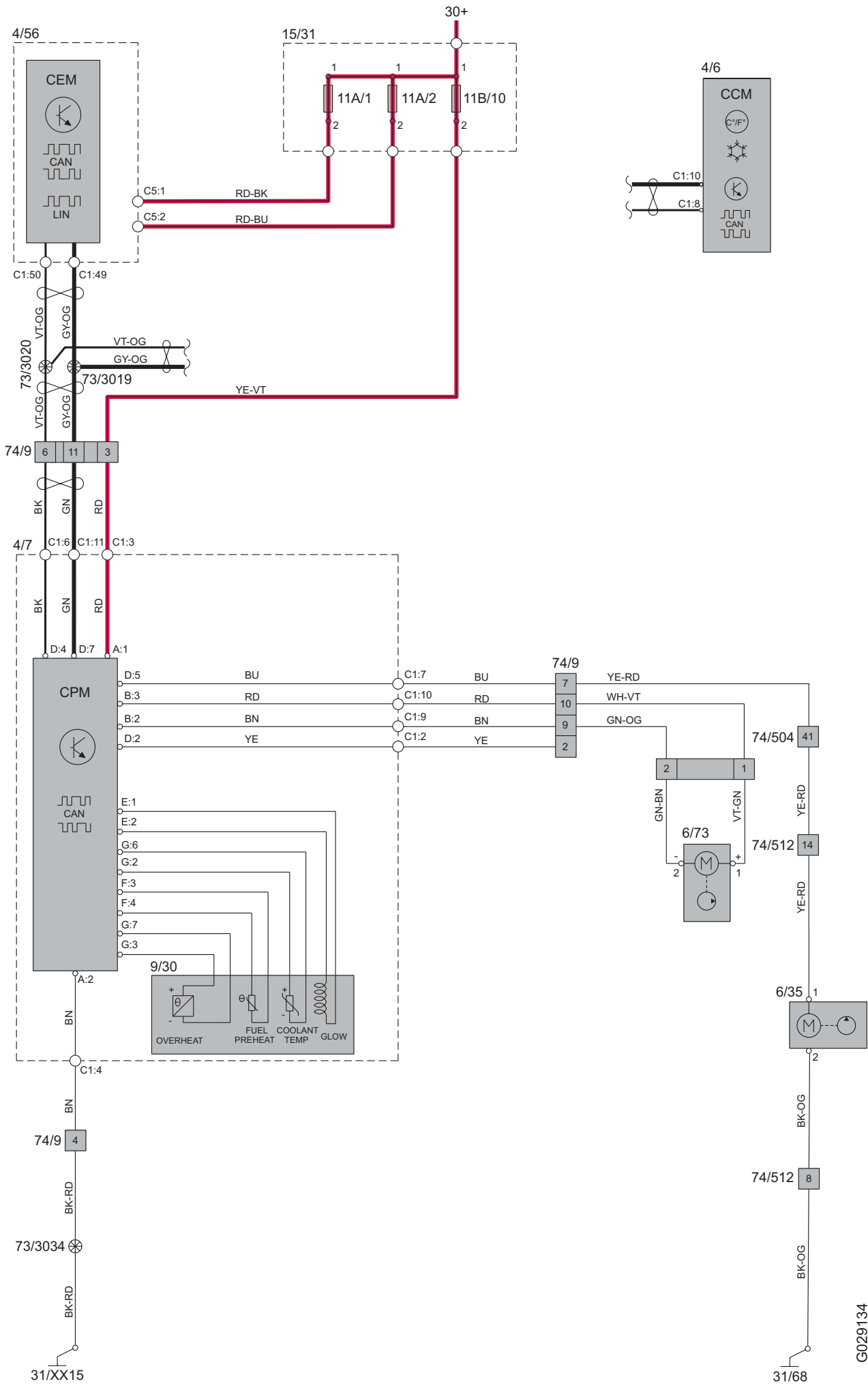
## Climate control system 5-Cyl. Diesel 1:2





# Group 87 Climate control system

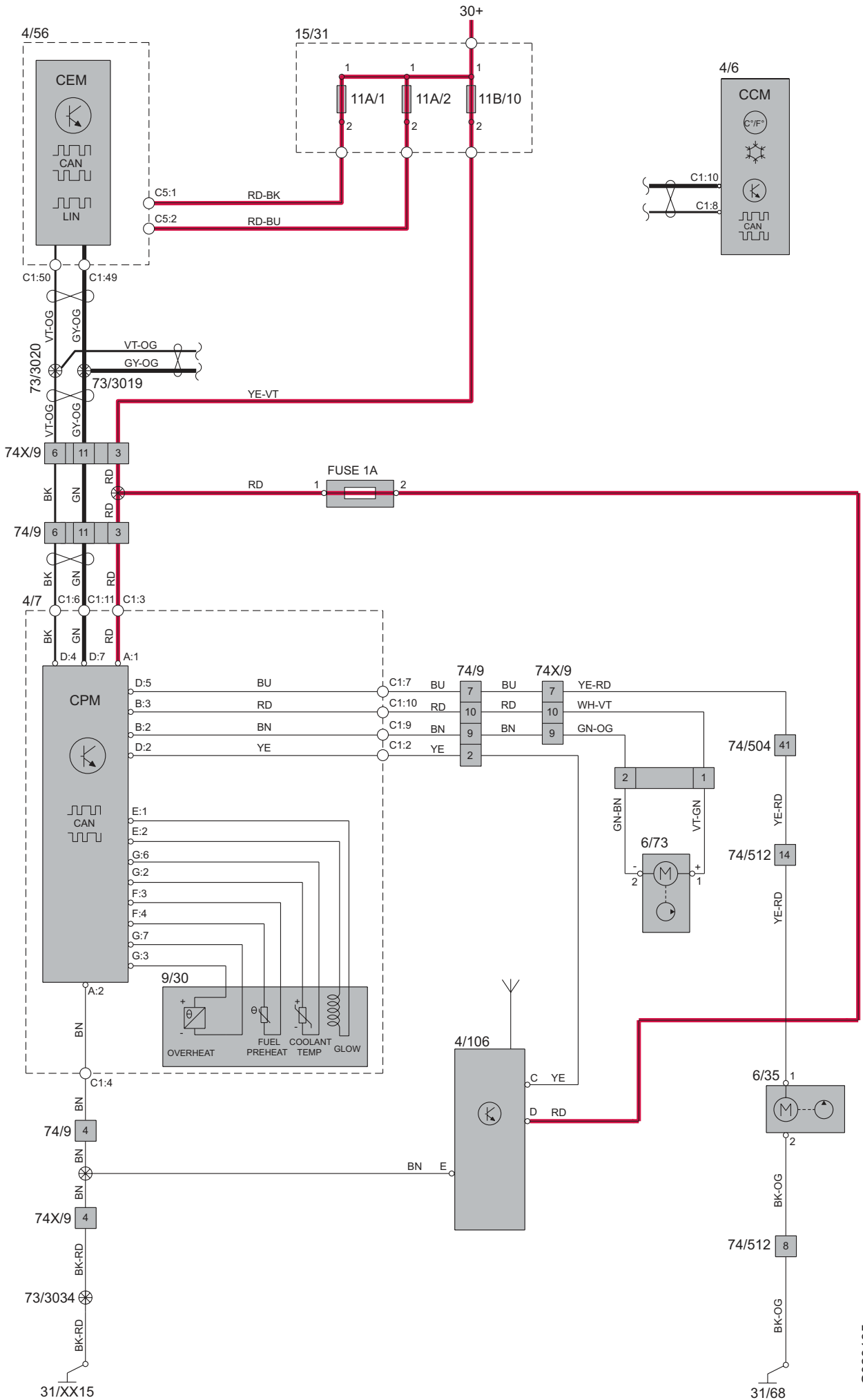
## Parking heater, auxiliary heater



G029134

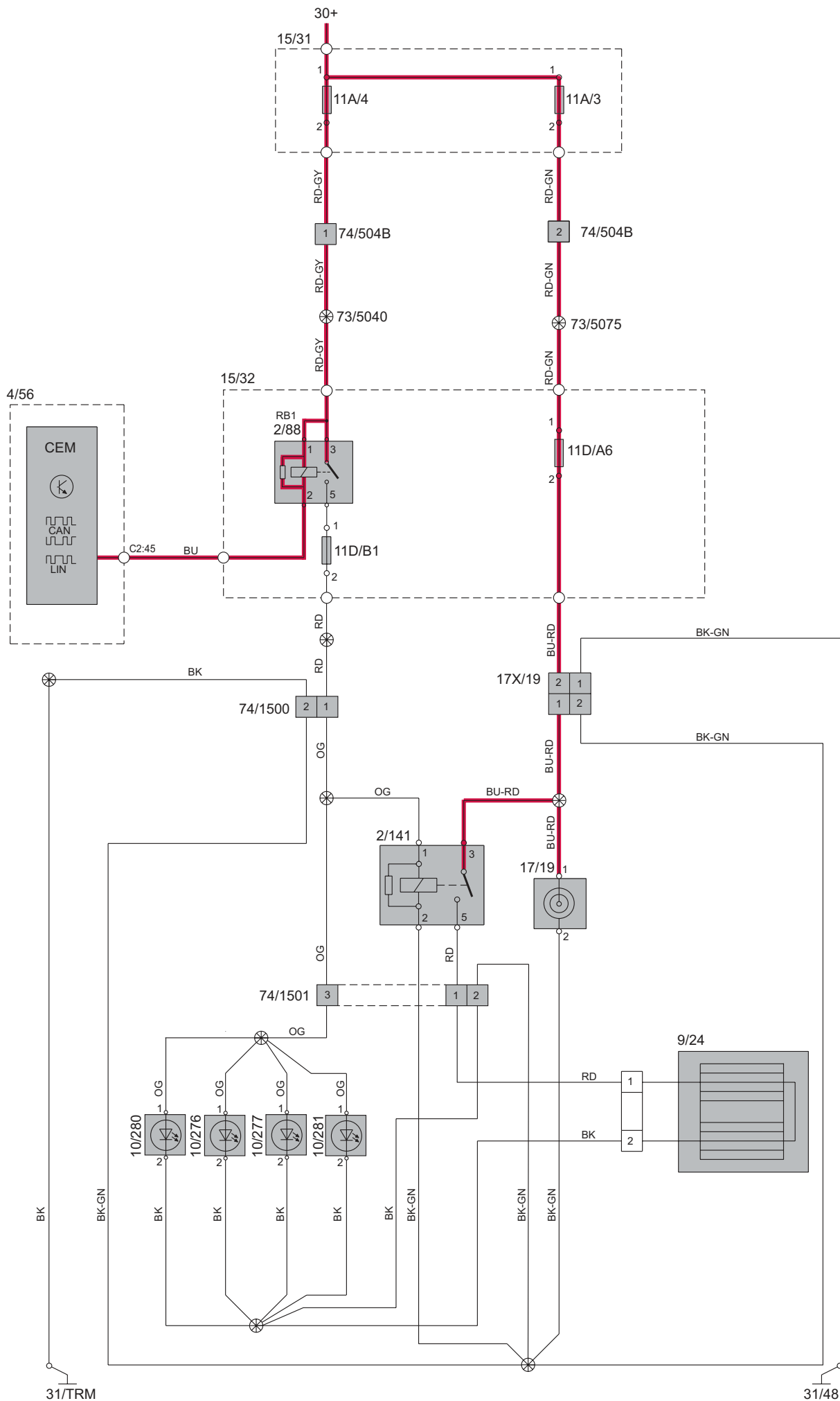
# Group 87 Climate control system, Accessories

## Parking heater, remote start



# Group 87 Climate control system

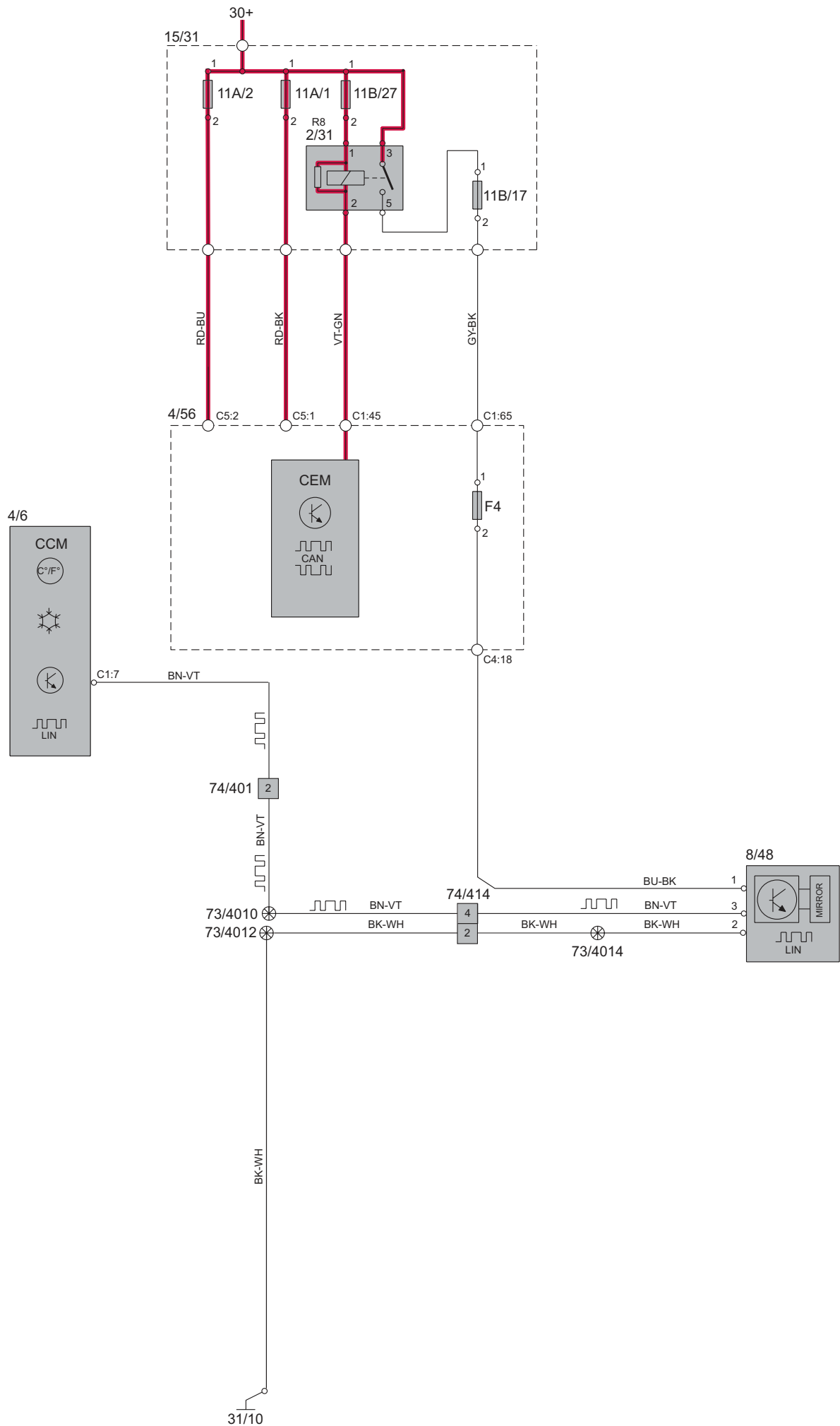
## Refrigeration box rear seat



G029136

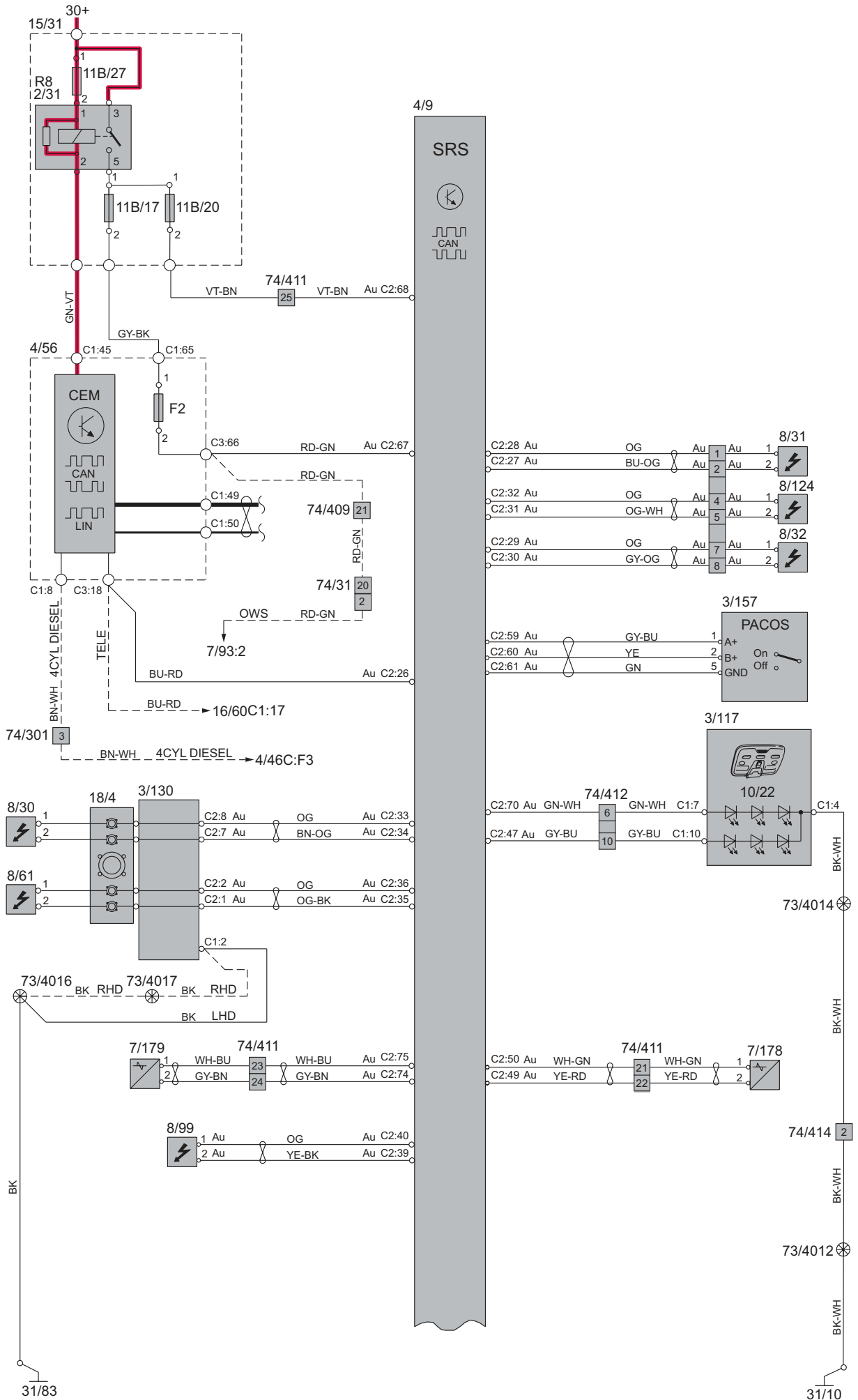
# Group 88 Internal equipment

## Rear-view mirror with automatic dimming





# Group 88 Internal equipment Supplemental restraint system 1:2

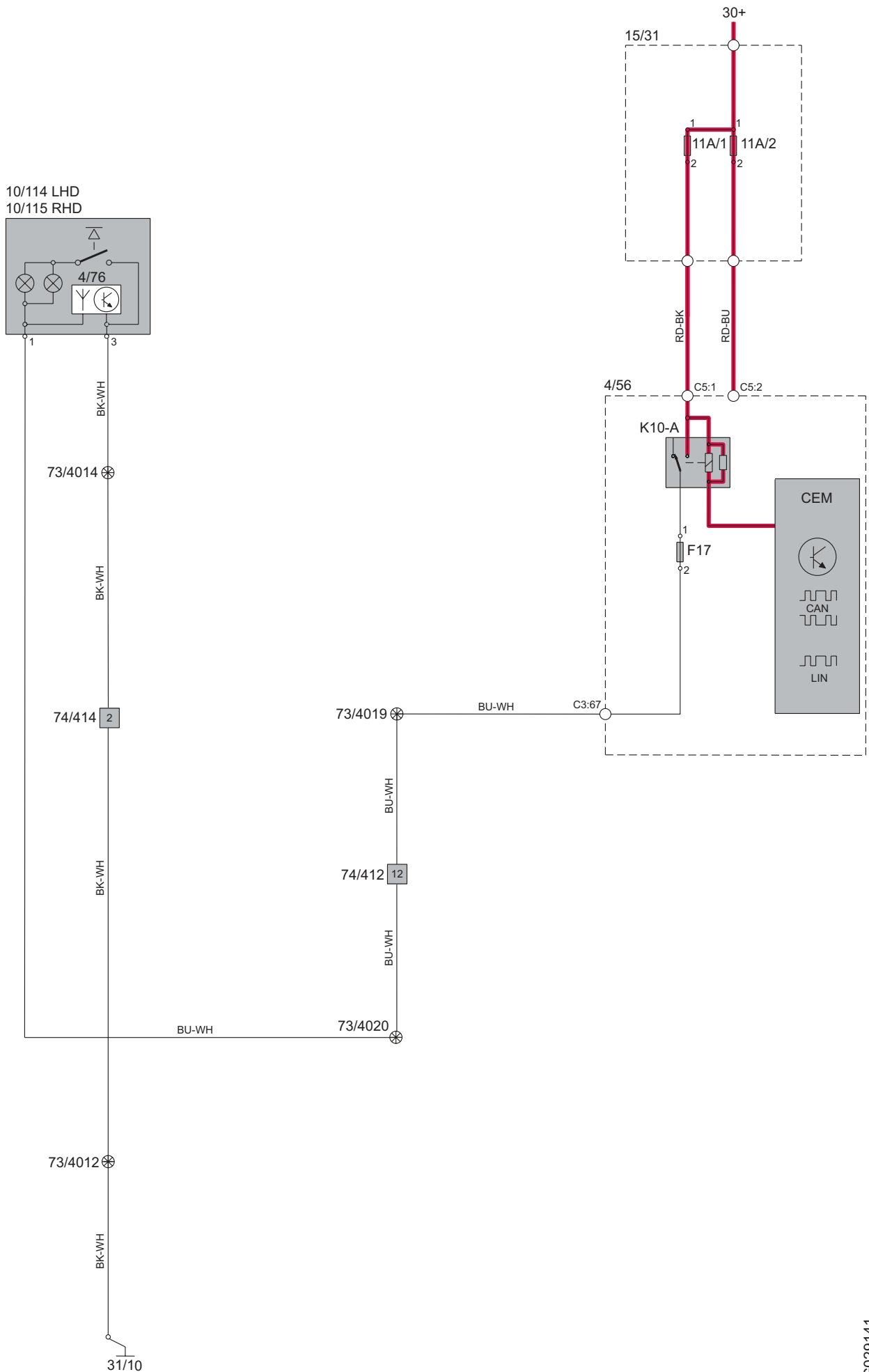






# Group 88 Internal equipment

## Remote garage door opener



# Index 1:2

12V outlet ..... 138

## A

Abbreviations ..... 6  
Accessory USB unit (AUU) ..... 145  
Active headlights ..... 115  
Additional electrical equipment, Group 36 ..... 121  
Alcolock ..... 136  
Alternator and voltage regulator, Group 32 ..... 90, 91  
Analog clock ..... 148  
Anti-theft alarm ..... 132  
Audio ..... 152  
Audio Premium ..... 149  
Automatic transmission ..... 165, 166  
Auxiliary lights ..... 117

## B

Beam length adjustment, automatic (Dual Xenon) ..... 98  
Beam length adjustment, manual ..... 97  
Blind spot information system ..... 187, 188  
Bluetooth Handsfree ..... 158  
Bluetooth phone system ..... 157  
Brake control system & DSTC ..... 169  
Brake light ..... 105, 106  
Brake system, Group 59 ..... 169

## C

Cellular phone ..... 154  
Central Electronic Module (CEM) ..... 42  
Central locking, front doors ..... 172, 173  
Central locking, fuel filler flap ..... 177  
Central locking, rear doors ..... 174  
Central locking, trunk lid ..... 175, 176  
Climate control system ..... 198, 199, 201, 203  
Climate control system PTC elements ..... 198  
Climate control system, Group 87 ..... 198  
Collision warning with brake servo ..... 134  
Color abbreviations ..... 6  
Control modules ..... 40  
Cooling fan ..... 80, 81, 82, 83, 84  
Cooling system, Group 26 ..... 80  
Countries/Markets, abbreviations ..... 6  
Cruise control ..... 85, 87  
Cruise control, 8-Cyl. .... 89  
Cruise control, Diesel ..... 86, 88

## D

DAB Radio ..... 156  
Data communication high speed CAN ..... 45  
Data communication High speed CAN, 4-Cyl ..... 46  
Data communication MOST ..... 51  
Data communication LIN ..... 49  
Diagnostics system ..... 137  
Differential Electronic Module (DEM) ..... 167  
Direction indicator ..... 122, 123, 124, 125  
Doors and openings, Group 83 ..... 172  
Driver information module ..... 147

## E

Electrical distribution overview ..... 9  
Electrically adjustable head restraint ..... 211  
Electrically heated rear seat ..... 196  
Electronic parking brake ..... 168  
Emission control 6-Cyl. .... 79  
Emission control, 4-Cyl. .... 65  
Emission control, 5-Cyl. Turbo ..... 66

Emission control, 6-Cyl. .... 67  
Emission control, 8-Cyl. .... 68  
Engine controls, Group 27 ..... 85  
Engine management system 6-Cyl. B6324S2 ..... 59  
Engine management system, 4-Cyl. .... 53  
Engine management system, 4-Cyl. Diesel ..... 69  
Engine management system, 5-Cyl. Diesel ..... 74  
Engine management system, 5-Cyl. Turbo ..... 55  
Engine management system, 6-Cyl. .... 57  
Engine management system, 6-Cyl. Turbo ..... 61  
Engine management system, 8-Cyl. .... 63  
Exterior decorative elements etc., Group 84 ..... 183

## F

Fog lights ..... 103, 104  
Follow-me-home-lighting ..... 109, 110  
Four-C ..... 171  
Front door power windows ..... 179, 180  
Fuel system, Group 23 ..... 53  
Fuses at Battery ..... 25  
Fuses in Distribution box in engine compartment ..... 16  
Fuses in passenger compartment ..... 21  
Fuses in the Central electronic module (CEM) ..... 18, 19  
Fuses in the Distribution box in engine compartment ..... 11, 15, 17

## G

Group number, abbreviations ..... 6

## H

Hazard warning flashers ..... 122, 123, 124, 125  
Heated door mirrors ..... 185, 186  
Heated power front seats with fan ..... 194  
Heated power front seats without fan ..... 195  
Heated rear window ..... 189  
High and low beam ..... 95  
High and low beam (Dual Xenon) ..... 96  
High-pressure headlight washer ..... 127  
Horn ..... 129  
How to use the wiring diagrams ..... 7

## I

Ignition switch symbols ..... 6  
Instruments, Group 38 ..... 146  
Interior equipment, Group 85 ..... 190  
Interior lighting, LHD ..... 111  
Interior lighting, RHD ..... 113  
Internal equipment, Group 88 ..... 208

## K

Keyless vehicle (KVM) ..... 130

## L

Lighting in doors ..... 118  
Lighting in sill moldings ..... 116  
Lighting mug holder and floor ..... 120  
Lighting, Group 35 ..... 95  
List of symbols ..... 8

## M

M66 transmission ..... 164  
Massage seats ..... 197  
Memory function driver's seat ..... 190, 191  
Midspeed CAN data communication, LHD ..... 47  
Midspeed CAN data communication, RHD ..... 48

## Index 2:2

MOST ..... 51  
Multimedia ..... 159

### N

Navigation system, portable ..... 163

### O

Other, abbreviations ..... 6  
Other, Group 39 ..... 149  
Overview of control module designations ..... 41  
Overview of control module locations ..... 40  
Overview of ground connections ..... 32

### P

Parking assistance ..... 133  
Parking brake, Group 55 ..... 168  
Parking camera ..... 162  
Parking heater, auxiliary heater ..... 205  
Parking heater, remote start ..... 206  
Parking light, (Dual Xenon) ..... 101, 102  
Parking lights ..... 99, 100  
Power door mirrors ..... 183, 184  
Power driver's seat with memory function ..... 190, 191  
Power passenger seat ..... 192, 193  
Power sunroof ..... 182  
Power supply ..... 91  
Power supply 4-Cyl. .... 90  
PTC element ..... 198

### R

Rain sensor ..... 121  
Rear door power windows ..... 181  
Rear seat entertainment ..... 160  
Rear-view mirror with automatic dimming ..... 208  
Refrigeration box rear seat ..... 207  
Relays in cargo compartment ..... 29

Relays in Distribution box in engine  
compartment ..... 26, 27, 28  
Relays in the Central Electronic Module (CEM) ..... 31  
Remote garage door opener ..... 212  
Reversing lights ..... 107, 108  
Running light, (Dual Xenon) ..... 101, 102  
Running lights ..... 99, 100

### S

Satellite radio ..... 161  
Seat belt reminder ..... 146  
Shock absorbers, Group 76 ..... 171  
Signal receiver, central locking ..... 178  
Speed dependent power steering ..... 170  
Starting system ..... 92, 93, 94  
Starting system, Group 33 ..... 92  
Steering Wheel Module (SWM) ..... 52  
Steering, Group 64 ..... 170  
Supplemental restraint system ..... 209

### T

Table of Contents ..... 3  
Tail lights ..... 99, 100  
Tail lights, (Dual Xenon) ..... 101, 102  
Tire pressure warning (TPMS) ..... 135  
Tow hitch cable harness, 13-pin ..... 143, 144  
Tow hitch cable harness, 4-pin ..... 139, 140  
Tow hitch cable harness, 7-pin ..... 141, 142  
Traffic information ..... 159  
Transmission, Group 43 ..... 164

### W

Windshield wiper/washer ..... 126  
Wiper/washer rear window ..... 128  
Wiring and fuses, Group 37 ..... 137

## List of components 1:6

1/1	Battery	3/117	Switch unit, ceiling light
2/14	Relay, glow plug system	3/126	Driver Door Module (DDM)
2/16	Rear window wiper relay, V70	3/127	Passenger Door Module (PDM)
2/17	Relay, horn	3/128	Left rear door module (LDM)
2/22	Relay, climate control system	3/129	Right rear door module (RDM)
2/31	Relay, 15-feed	3/130	Steering Wheel Module (SWM)
2/32	Main relay, engine management system	3/131	Steering wheel switch right (SWSR)
2/35	Relay, starter motor	3/132	Start Control Module (SCU)
2/64	Auxiliary light relay, accessory	3/135	RTI switch
2/75	Rear adjustable head restraint relay	3/156	Gear Selector Module (GSM)
2/82	Relay, heated rear window	3/157	Switch, passenger side airbag
2/88	Relay, 15-feed rear	3/173	Switch, trunk lid/tailgate private lock
2/133	Relay vacuum pump	3/176	Power window switches, driver's door
2/141	Refrigeration box relay	3/217	Contact, LH rear belt buckle
2/142	Relay pre-heater fuel filter	3/218	Contact, center rear belt buckle
2/193	Relay, comfort functions	3/219	Contact, RH rear belt buckle
2/239	Relay, coolant pump, 8-Cyl.	3/225	Switch unit, Continuously Controlled Damping (CCD)
3/4	Steering wheel switch left (SWSL)	3/255	Position sensor, driver's seat
3/6	Switch, hazard warning flashers	3/256	Position sensor, passenger seat
3/8	Switch, rear window/door mirror defroster	3/267	Switch unit, telematics
3/9	Contact brake light	3/270	Contact servo pressure
3/10	Reversing light contact	3/271	Contact, immobilizer, clutch pedal
3/19	Power window switch, rear left door	3/272	Switch, parking brake
3/21	Power window switch, right rear door	3/273	Lock contact, LH front door
3/25	Power sunroof switch	3/274	Lock contact, RH front door
3/26	Switch unit, power driver's seat	3/275	Lock contact, LH rear door
3/27	Switch unit, power passenger seat	3/276	Lock contact, RH rear door
3/35	Switch, handle, trunk lid/tailgate	3/281	Infotainment Control Module (ICM)
3/37	Contact horn	3/282	Switch indicator 1st gear
3/47	Parking brake contact	3/284	Diagnostic contact, brake light
3/60	Switch, auxiliary lights	3/291	Tailgate closing switch, V70
3/62	Hood alarm contact	3/293	Handsfree control panel cellular phone
3/65	Switch, heated rear seat	4/6	Climate Control Module (CCM)
3/78	Lock unit, tailgate V70	4/7	Combustion Preheater Module (CPM)
3/80	Switch, central locking system, driver's door	4/9	Supplemental Restraint System Module (SRS)
3/82	Switch, central locking system, passenger door	4/16	Brake Control Module (BCM)
3/83	Switch, passenger door power window	4/28	Transmission Control Module (TCM)
3/93	Contact, driver's seat belt buckle	4/31	Passenger compartment fan control module
3/94	Contact, passenger seat belt buckle	4/33	Sunroof control module
3/111	Light Switch Module (LSM)	4/46	Engine Control Module (ECM)
3/112	Climate control system	4/52	Power Seat Module (PSM)
3/113	Rear adjustable head restraint relay		

## List of components 2:6

4/56	Central Electronic Module (CEM)	6/38	Left-hand headlight level adjustment motor
4/68	Steering Wheel Angle Sensor Module (SAS)	6/39	Right-hand headlight level adjustment motor
4/71	Cooling fan control module	6/48	Damper Motor Module (DMM), recirculation
4/76	Remote control unit for garage door opener	6/55	Lock motor, central locking, RH front door
4/80	Forward Sensing Module (FSM)	6/56	Lock motor, central locking, RH rear door
4/82	Differential Electronic Module (DEM)	6/57	Lock motor, central locking, LH rear door
4/83	Fuel pump control module	6/58	Motor, front driver's door power window
4/84	Suspension Module (SUM)	6/59	Motor, rear left power window
4/86	Parking Assistance Module (PAM)	6/60	Motor, front passenger door power window
4/93	Keyless Vehicle Module (KVM)	6/61	Motor, rear right power window
4/99	Electronic power steering control module	6/62	Power door mirror, left
4/102	Steering Column Lock Module (SCL)	6/63	Power door mirror, right
4/106	Control module, remote parking heater start	6/64	Passenger seat motor, backrest angle
4/109	Glow plug control module	6/65	Passenger seat motor, up/down front edge
4/110	Trailer Module (TRM)	6/66	Passenger seat motor, up/down rear edge
4/111	Additive Dosing Module (ADM)	6/67	Pump, fuel leakage control
4/115	Park Brake Module (PBM)	6/71	Valve, speed-dependent power steering
4/116	Power Operated Tailgate Module (POT), V70	6/73	Coolant pump
4/118	Headlamp Control Module (HCM)	6/75	Damper Motor Module (DMM), temperature, left side
4/119	Signal receiver, keyless vehicle (RKE)	6/96	Damper Motor Module (DMM), temperature, right side
4/119.2	Remote Receiver Module (RRX)	6/99	Engine EGR
4/120	Parking Assistance Camera module (PAC)	6/102	Damper Motor Module (DMM), defroster
4/121	Cooling fan control module 2	6/103	Damper Motor Module (DMM), floor/ventilation
4/124	Accessory USB unit (AUU)	6/104	High pressure headlight washer motor
4/131	Control module back massage left	6/114	Vacuum pump
4/133	Control module back massage right	6/118	Regulator motor, swirl throttle
5/1	Driver Information Module (DIM)	6/120	Throttle unit
6/1	Wiper Motor Module (WMM)	6/127	Washer motor
6/8	Lock motor central locking, trunk lid/tailgate, S80	6/139	Upper actuating motor, intake manifold
6/16	Driver seat motor, backrest angle	6/140	Lower actuating motor, intake manifold
6/17	Driver seat motor, up/down front edge	6/143	Regulator motor, Turbo
6/18	Driver seat motor, up/down rear edge	6/144	Telescopic nozzle, left
6/19	Driver seat motor, forward/backward	6/145	Telescopic nozzle, right
6/20	Passenger seat motor, forward/backward	6/146	Lock motor, rear left brake disc
6/25	Starter motor	6/147	Lock motor, rear right brake disc
6/26	Alternator Control Module (ACM)	6/148	Hydraulic pump trunk lid/tailgate operation, V70
6/28	Motor, passenger compartment fan	6/149	Tailgate closing motor, V70
6/32	Rear window wiper motor, V70	6/164	Electrical power steering module (EPS)
6/33	Fuel pump	6/169	Left pump back massage
6/34	Additive tank with pump and level sensor	6/170	Right pump back massage
6/35	Fuel pump, auxiliary heater		
6/36	Lock motor, central locking, LH front door		
6/37	Lock motor, fuel filler cover		



## List of components 3:6

7/4	Brake fluid level sensor	7/109	Right-hand rear side impact sensor
7/5	Washer fluid level sensor	7/110	Temperature sensor, driver's seat
7/6	Oil pressure monitor	7/111	Temperature sensor, passenger seat
7/8	Pressure sensor, climate control system	7/112	Seat temperature sensor, LH rear
7/10	Interior temperature sensor	7/113	Seat temperature sensor, RH rear
7/12	Solar sensor, twilight sensor and indicator alarm	7/115	Side impact sensor, left B-post
		7/116	Side impact sensor, right B-post
7/15	Heated oxygen sensor, front	7/118	Height sensor, suspension, front left
7/15	Front oxygen sensor, bank 1, 6-Cyl.	7/119	Height sensor, suspension, front right
7/15	Front heated oxygen sensor, bank 2 8-Cyl.	7/120	Height sensor, suspension, rear left
7/15	Front heated oxygen sensor, Diesel	7/121	Height sensor, suspension, rear right
7/16	Sensor, coolant temperature	7/123	Clutch pedal sensor
7/17	Mass airflow sensor (MAF)	7/124	Sensor brake pedal
7/21	Camshaft position sensor, 4-Cyl. Diesel	7/130	Fuel level sensor, ejector side
7/23	Rear knock sensor	7/131-	
7/24	Front knock sensor	7/134	Rear parking assistance sensor
7/25	Impulse sensor	7/138	Exhaust pressure sensor
7/31	Sensor ABS, front left	7/143	Sensor fuel level, pump side
7/32	Sensor ABS, front right	7/149	Rain Sensor Module (RSM)
7/35	Oil level sensor	7/154	Sensor fuel temperature
7/41	Temperature sensor evaporator	7/156	Pressure and temperature sensor, fuel
7/51	Accelerator pedal sensor	7/159	Air Quality Sensor (AQS)
7/54	Position sensor intake throttle body	7/160	Brake vacuum sensor
7/56	Sensor ABS, rear left	7/162	Pressure sensor, fuel line
7/57	Right-hand rear ABS sensor	7/164	Body Sensor Cluster Stability Sensor (BSC)
7/61	Input speed sensor	7/165	Pressure and temperature sensor, intake manifold, 4-Cyl.
7/62	Output speed sensor		Oil level sensor
7/69	Sensor outdoor temperature	7/166	Camshaft position sensor, intake side
7/71	Sensor boost pressure	7/172	Camshaft position sensor, exhaust side
7/73	Coolant level sensor	7/173	Differential pressure sensor, particle filter
7/74	Fluid temperature sensor, automatic transmission	7/174	Occupant weight sensor, seat belt reminder
		7/175	Front impact sensor, right
7/77	Temperature sensor, intake air 1	7/178	Front impact sensor, left
7/81	Intake manifold pressure sensor	7/179	Camshaft position sensor, intake bank 1, 8-Cyl.
7/82	Rear oxygen sensor, bank 1, 6-Cyl.	7/188	Camshaft position sensor, exhaust bank 1, 8-Cyl.
7/82	Heated oxygen sensor center, B6324S2		
7/82	Front oxygen sensor, bank 1, 8-Cyl.	7/189	Temperature sensor, catalytic converter
7/87	Acceleration sensor, Four-C, front left	7/190	Temperature sensor, particle filter
7/88	Acceleration sensor, Four-C, front right	7/191	Position sensor turbo
7/89	Acceleration sensor, Four-C, rear left	7/193	Belt retractor sensor, driver
7/91	Steering angle sensor	7/194	Belt retractor sensor, passenger
7/93	Occupant Weight Sensor (OWS)	7/195	Ultrasonic sensor (IMS)
7/100	Inclination Sensor Module (ISM)	7/199	Sensor, coolant temperature
7/103	Rear heated oxygen sensor, 5-Cyl.	7/200	Forward-aimed radar (FLR)
7/103	Front oxygen sensor, bank 2, 6-Cyl.	7/203	
7/103	Rear oxygen sensor, bank 2, 8-Cyl.	7/204-	
7/104	Rear oxygen sensor, bank 2, 6-Cyl.	7/207	Front parking assistance sensor
7/104	Rear oxygen sensor, bank 1, 8-Cyl.		
7/108	Left-hand rear side impact sensor		

## List of components 4:6

7/208	Side impact sensor, left front door	8/92	Lap belt tensioner, driver
7/209	Side impact sensor, right front door	8/98	Control valve fuel pressure
7/210-		8/99	Steering column igniter
7/213	Tire pressure sensor	8/107	Variable intake valve
7/214	Heart beat sensor (HBS)	8/111	Control valve fuel flow
7/220	Load sensor hydraulic pump	8/113	Bypass valve, EGR cooling
7/227A	Tailgate pinch sensor, right	8/114	Valve mixing air/fuel
7/227B	Tailgate pinch sensor, left	8/115-	
7/238	Alcolock sensor	8/116	Injector, 8-Cyl.
8/3	Electromagnetic clutch, climate control system	8/117	Solenoid, variable valve timing, intake
8/6-11	Injection valves	8/118	Solenoid, variable valve timing, exhaust, bank 1, 8-Cyl.
8/18	EVAP valve	8/120	EGR valve
8/19	Solenoid, variable valve timing, intake, bank 2, 8-Cyl.	8/122	Bypass valve charge air cooler
8/20	Shock absorber, Four-C, front left	8/124	Passenger side airbag igniter, stage 3
8/21	Shock absorber, Four-C, front right	8/125	Solenoid front cam profile
8/22	Shock absorber, Four-C, rear left	8/126	Solenoid rear cam profile
8/23	Shock absorber, Four-C, rear right	8/128	Driver's belt force limiter
8/28	Turbo control valve	8/129	Passenger belt force limiter
8/30	Driver's side airbag igniter, stage 1	8/132	Control valve inlet
8/31	Passenger side airbag igniter, stage 1	8/133	Control valve fuel pressure
8/32	Igniter, airbag stage 2, passenger side	8/134	Solenoid, reverse interlock, manual
8/33	Igniter, belt tensioner, driver's side	8/142	Linear pressure solenoid SLB1
8/34	Igniter, belt tensioner, passenger side	8/143	Linear pressure solenoid SLC1
8/36	Solenoid shift lock	8/144	Linear pressure solenoid SLC2
8/37	Automatic transmission	8/145	Linear pressure solenoid SLC3
8/38	Shift solenoid 1	8/157	Turbocharger control valve 5-Cyl. Diesel
8/39	Shift solenoid 2	9/1	Front 12V outlet
8/40	Lock-up solenoid	9/2	Rear window defroster
8/45	Vacuum valve variable intake manifold, 4-Cyl.	9/8	Heating element, LH rear seat cushion
8/46	Archive unit, DSTC	9/9	Heating element, LH rear seat backrest
8/48	Auto-dimming rearview mirror	9/10	Heating element, RH rear seat cushion
8/51	Igniter side airbag front driver's seat	9/11	Heating element, RH rear seat backrest
8/52	Igniter side airbag front passenger seat	9/12	Seat Heating Module (SHM), driver's side
8/55	Igniter, rear left belt tensioner	9/13	Seat Heating Module (SHM), passenger side
8/56	Igniter, rear right belt tensioner	9/14	Control module, rear left seat heater
8/59	Rear left head restraint solenoid	9/15	Control module, RH rear seat heater
8/60	Rear right head restraint solenoid	9/16	Heating element, driver's seat backrest
8/61	Driver's side airbag igniter, stage 2	9/17	Heating element, passenger seat backrest
8/62	Belt tensioner igniter, center rear seat	9/18	Heating element, driver's seat cushion
8/66	Igniter, left inflatable curtain	9/19	Heating element, passenger seat cushion
8/67	Igniter, right inflatable curtain	9/24	Refrigeration box
8/68	Relief valve	9/25	Rear 12V outlet
8/71	Throttle solenoid	9/30	Auxiliary heater
8/77	Control valve, fuel volume	9/32	PTC resistor, crankcase ventilation
8/81	Solenoid, variable valve timing, exhaust	9/38	Electrically heated fuel filter
8/82	Solenoid, variable turbo geometry	9/39	Heating element camera
8/84	Switch, vacuum pump	9/42	PTC-element

## List of components 5:6

9/43	Heated windshield washer nozzle, left	10/149	Lighting, right front door mirror
9/44	Heated windshield washer nozzle, right	10/150	Rear reading light
9/47	PTC resistor crankcase ventilation in hose	10/161	Lighting mug holder
10/1	Lamp housing, front left	10/241	Left-hand front door handle lighting
10/2	Lamp housing, front right	10/242	Right-hand front door handle lighting
10/3	License plate lighting, V70	10/243	Left-hand rear door handle lighting
10/3	License plate lighting, S80	10/244	Right-hand rear door handle lighting
10/5	Fog light, front left	10/249	Sill lighting, front driver's side
10/6	Fog light, front right	10/250	Sill lighting, front passenger side
10/11	Front left running/parking light	10/251	Sill lighting, rear driver's side, S80
10/12	Front right running/parking light	10/252	Sill lighting, rear passenger side, S80
10/13	Front left direction indicator	10/276	Lighting center armrest rear 1
10/14	Front right direction indicator	10/277	Lighting center armrest rear 2
10/15	Direction indicator rear-view mirror left	10/280	Lighting cooler compartment left
10/16	Direction indicator, right door mirror	10/281	Lighting cooler compartment right
10/17	Lamp housing, rear right	10/282	Lighting door compartment front left
10/18	Lamp housing, rear left	10/283	Lighting door compartment front right
10/19	Auxiliary brake light	10/284	Lighting door compartment front left
10/22	Ceiling light	10/285	Lighting door compartment front right
10/25	Ceiling light, cargo compartment, V70	10/286	Lighting floor driver's side
10/29	Glove compartment lighting	10/287	Lighting floor passenger side
10/43	Right brake light	11A/no.	Main fuses in the engine compartment fuse
10/44	Tail lamp 1 right	box	
10/45	Tail lamp 2 right	11B/no.	Fuses in the engine compartment fuse box
10/46	Fog light, rear right	11D/A	Fuses in cargo compartment fuse box
10/47	Direction indicator rear right	11D/B	Fuses in cargo compartment fuse box
10/48	Right-hand reversing light	11D/D	Fuses in cargo compartment fuse box
10/50	Left brake light	11/no.	Fuse in extra fuse holder, passenger com-
10/51	Tail lamp 1 left		partment
10/52	Tail lamp 2 left		
10/53	Fog light, rear left	15/31	Distribution box in engine compartment
10/54	Direction indicator rear left	15/32	Rear electrical center
10/55	Left-hand reversing light	15/33	Engine compartment cold zone
10/64	Right-hand high beam		
10/65	Auxiliary light, front right	16/1	Integrated Audio Module (IAM)
10/66	Right-hand low beam	16/3.1	Right-hand front door speaker
10/68	Left-hand high beam	16/3.2	Right-hand front door speaker
10/69	Auxiliary light, front left	16/4.1	Left-hand front door speaker
10/70	Left-hand low beam	16/4.2	Left-hand front door speaker
10/72	Front ashtray lighting	16/5	Right-hand rear door speaker
10/114	Left-hand vanity mirror lighting	16/6	Left-hand rear door speaker
10/115	Right-hand vanity mirror lighting	16/10	Horn 1
10/125	Left-hand front courtesy lighting	16/11	Horn 2
10/126	Right-hand front courtesy lighting	16/16	Window antenna amplifier
10/127	Lighting, cargo compartment, left-hand side	16/26	Center dashboard speaker
10/128	Lighting, cargo compartment, right-hand side	16/35	Siren Control Module (SCM)
10/148	Lighting, left front door mirror	16/36	TV receiver
		16/45	Portable navigation system

## List of components 6:6

16/46	High Level Display Front (HLDF)	18/4	Contact reel
16/47	Antenna GSM/GPS/RDAR	19/4	Analog clock
16/55	Left-hand front tweeter	20/3-8	Spark plug and ignition coil
16/56	Right-hand front tweeter	20/12-13	Spark plug and ignition coil
16/60	Phone Module (PHM)	20/16	Capacitor
16/62	Hand unit, mobile phone	20/22-26	Glow plug
16/69	TV antenna left	26/5	DC/AC converter, fuel tank
16/70	TV antenna right	26/6	Converter/control module, sill moldings, driver's side
16/79	Subwoofer Module (SUB), V70	26/7	Converter/control module, sill moldings, passenger side
16/81A	Screen, LH head restraint	26/8	Alcolock charging cradle
16/81B	Screen, RH head restraint	27/2	Indicator, visual collision warning
16/98	Microphone	27/3	Left Camera Module (LCM)
16/105	Audio Module (AUD)	27/4	Right Camera Module (RCM)
16/108	Multimedia Module (MMM)	27/5	Forward looking camera
16/109	DVD player/control module	27/6	Camera
16/123	Auxiliary equipment input (AUX)	31/no.	Ground connection
16/123.2	Auxiliary equipment input (AUX)	73/no.	Branching point
16/123.3	RSE-AUX input	74/no.	Connector
16/127	Microphone, mobile phone handsfree	F/no.	Fuses
16/132	Antenna door lock trunk lid/tailgate, V70	PF/no.	Main fuse by battery
16/132	Antenna, door lock, bumper, S80	3X/19	Connector interface, original car
16/133	Antenna, door lock, cargo compartment	3X/21	Connector interface, original car
16/134	Antenna, door lock, passenger compartment 2	3X/80	Connector interface, original car
16/135	Antenna, door lock, passenger compartment 3	3X/82	Connector interface, original car
16/136	LH rear door tweeter	4X/110	Connector interface, original car
16/137	RH rear door tweeter	9X/1	Connector interface, original car
16/138	Right-hand rear window antenna	10X/72	Connector interface, original car
16/140	SIM card reader	10X/125	Connector interface, original car
16/141	Interference filter, rear window, left	10X/126	Connector interface, original car
16/145	Remote digital audio receiver (RDAR)	16X/1	Connector interface, original car
16/147	Bluetooth Phone Module (BPM)	17X/19	Connector interface, original car
16/159	Control module, cellular phone handsfree	74X/9	Connector interface, original car
16/162	Digital radio receiver control module (DABM)	74X/401	Connector interface, original car
16/181	Rear headphone sockets	74X/402	Connector interface, original car
17/13	Data link connector	74X/414	Connector interface, original car
17/19	12V outlet, cargo compartment		
17/37	4-pin outlet, tow hitch cable harness		
17/38	7-pin outlet, tow hitch cable harness		
17/39	13-pin outlet, tow hitch cable harness		
17/42	USB-port		
17/45	Alcolock outlet		